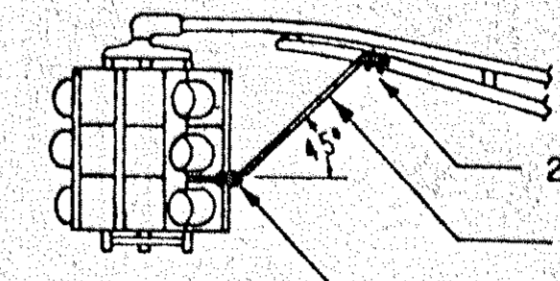
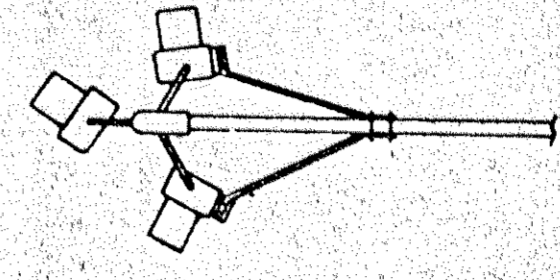

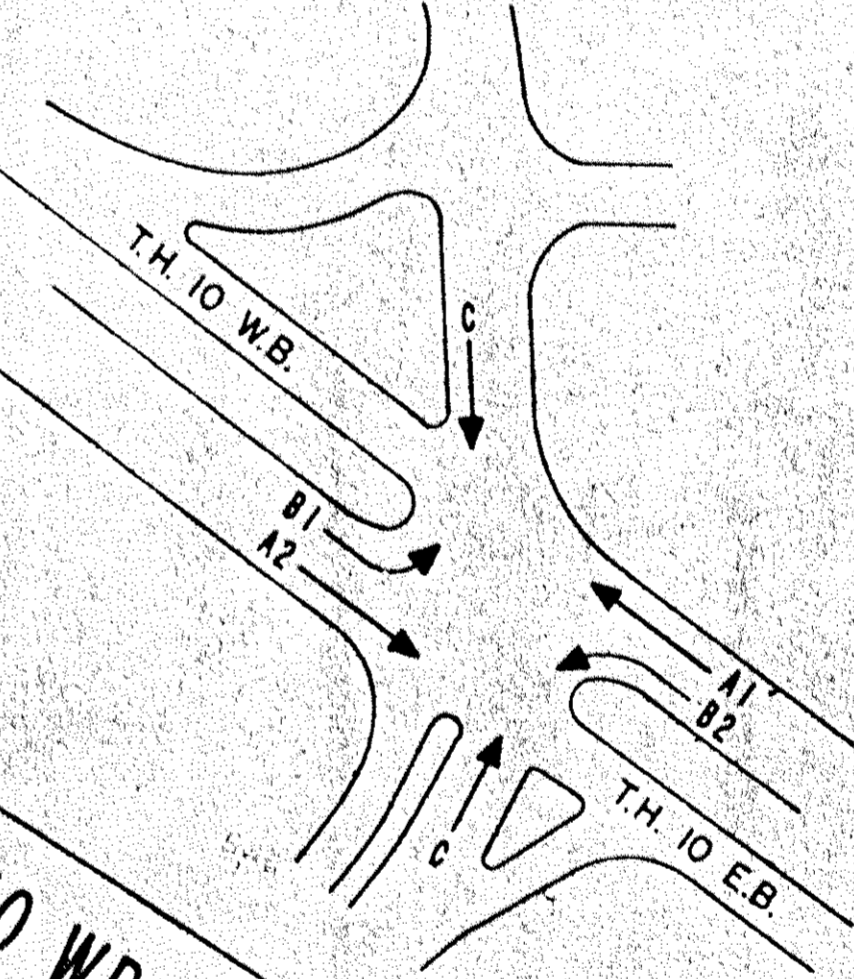


**TRAFFIC SIGNAL REVISIONS**  
**INTERSECTION OF T.H. 10 & UNIVERSITY AVE. N.E.**  
**EXTENSION IN BLAINE**



2-PIPE CLAMPS  
 2-SIGNAL BRACES (3/4" THINWALL CONDUIT) ATTACHED TO BRACKET PLATES AND PIPE CLAMPS AS DIRECTED BY ENGINEER IN FIELD  
 2-SIGNAL BRACKET PLATES INSTALLED BETWEEN YELLOW and GREEN SECTIONS OF SIGNAL FACES

CONTROLLER PHASING DIAGRAM



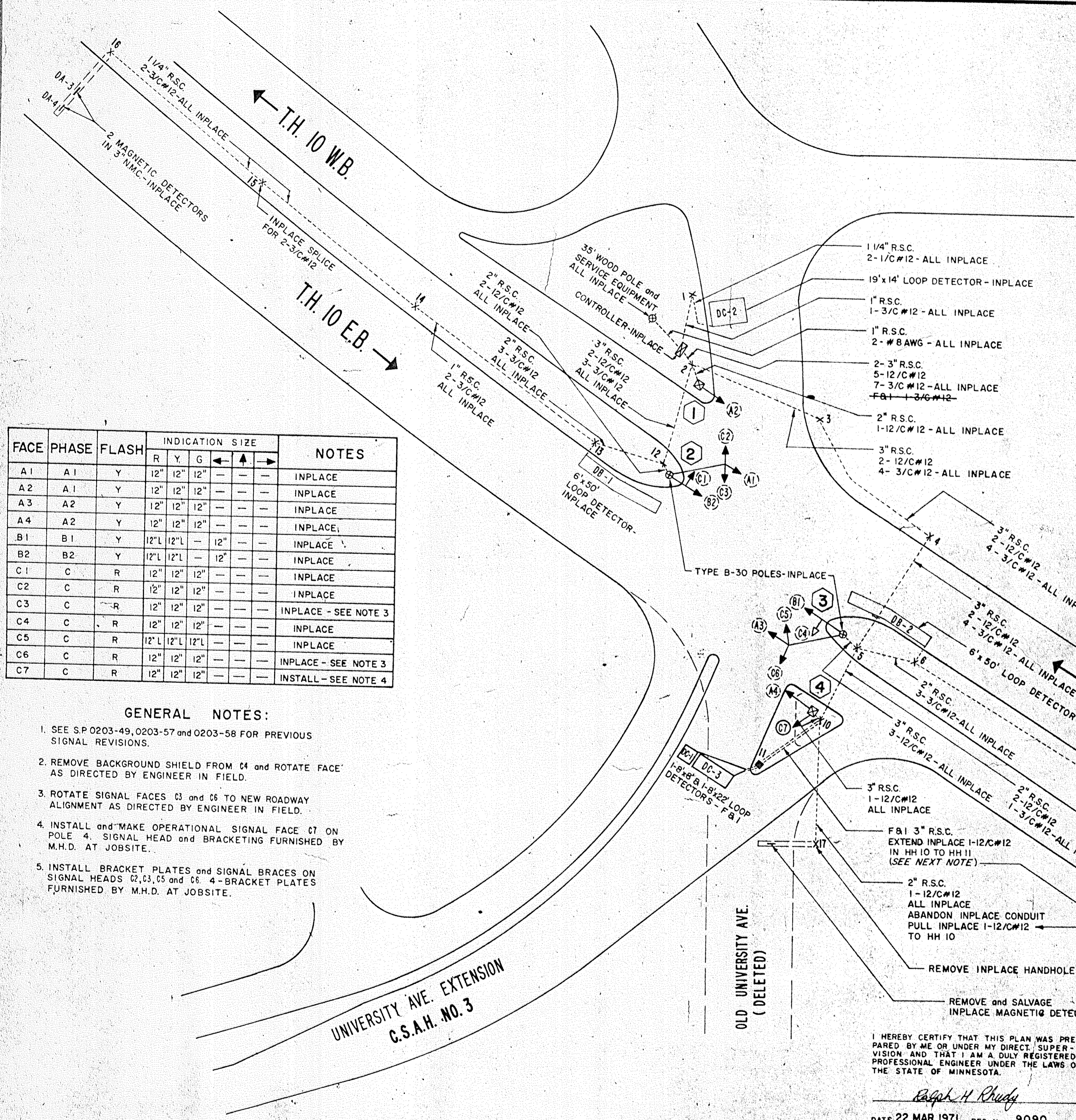
LEGEND OF SYMBOLS	
	CONTROLLER - INPLACE
	PEDESTAL - INPLACE
	HANDHOLE (PULLBOX) - F&I
	RIGID STEEL CONDUIT (RSC) - F&I
	RIGID STEEL CONDUIT (RSC) - INPLACE
	NON METALLIC CONDUIT (NMC) - INPLACE
	SIGNAL FACE WITH BACKGROUND SHIELD
	SIGNAL FACE
	MAST ARM and POLE - INPLACE
	HANDHOLE (PULLBOX) - INPLACE
	SOURCE OF POWER (SOP)
	FURNISH
	INSTALL

M.H.D. STANDARD PLATES	
B110 B	TRAFFIC SIGNAL BRACKETING
B117 C	PRECAST CONCRETE HANDHOLE
B130 B	SAWCUT LOOP DETECTORS

FACE	PHASE	FLASH	INDICATION SIZE						NOTES
			R	Y	G	←	↑	→	
A1	A1	Y	12"	12"	12"				INPLACE
A2	A1	Y	12"	12"	12"				INPLACE
A3	A2	Y	12"	12"	12"				INPLACE
A4	A2	Y	12"	12"	12"				INPLACE
B1	B1	Y	12"	12"	12"				INPLACE
B2	B2	Y	12"	12"	12"				INPLACE
C1	C	R	12"	12"	12"				INPLACE
C2	C	R	12"	12"	12"				INPLACE
C3	C	R	12"	12"	12"				INPLACE - SEE NOTE 3
C4	C	R	12"	12"	12"				INPLACE
C5	C	R	12"	12"	12"				INPLACE
C6	C	R	12"	12"	12"				INPLACE - SEE NOTE 3
C7	C	R	12"	12"	12"				INSTALL - SEE NOTE 4

**GENERAL NOTES:**

- SEE S.P. 0203-49, 0203-57 and 0203-58 FOR PREVIOUS SIGNAL REVISIONS.
- REMOVE BACKGROUND SHIELD FROM C4 and ROTATE FACE AS DIRECTED BY ENGINEER IN FIELD.
- ROTATE SIGNAL FACES C3 and C6 TO NEW ROADWAY ALIGNMENT AS DIRECTED BY ENGINEER IN FIELD.
- INSTALL and MAKE OPERATIONAL SIGNAL FACE C7 ON POLE 4. SIGNAL HEAD and BRACKETING FURNISHED BY M.H.D. AT JOBSITE.
- INSTALL BRACKET PLATES and SIGNAL BRACES ON SIGNAL HEADS C2, C3, C5 and C6. 4-BRACKET PLATES FURNISHED BY M.H.D. AT JOBSITE.



I HEREBY CERTIFY THAT THIS PLAN WAS PREPARED BY ME OR UNDER MY DIRECT SUPERVISION AND THAT I AM A DULY REGISTERED PROFESSIONAL ENGINEER UNDER THE LAWS OF THE STATE OF MINNESOTA.

*Reginald H. Rudy*

DATE 22 MAR. 1971 REG. No. 9090

DESIGN SQUAD R.J. MORAST

State Proj. No.

AS-BUILT DRAWING of UNIV. AVE - T.H. 10 SIGNAL CONST. FOR INFORMATION PURPOSES ONLY  
 CITY of BLAINE Proj. No. 1971-4

Sheet No. 5 of 13 Sheets

0203.004