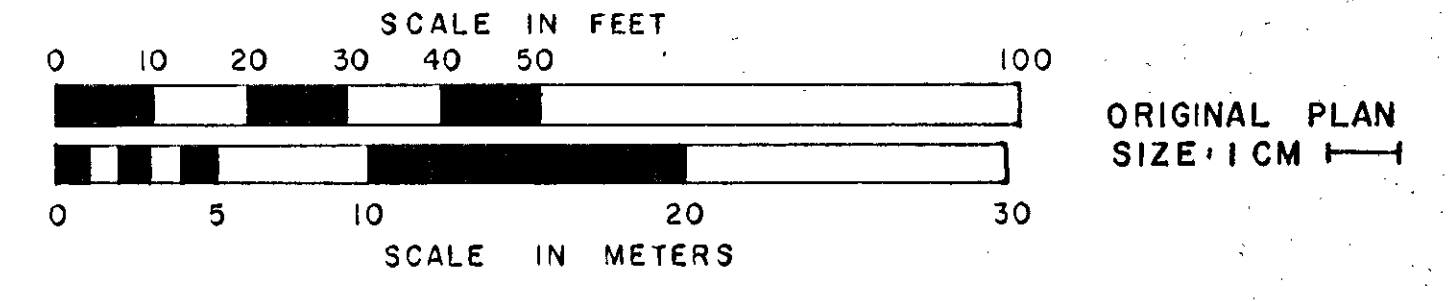
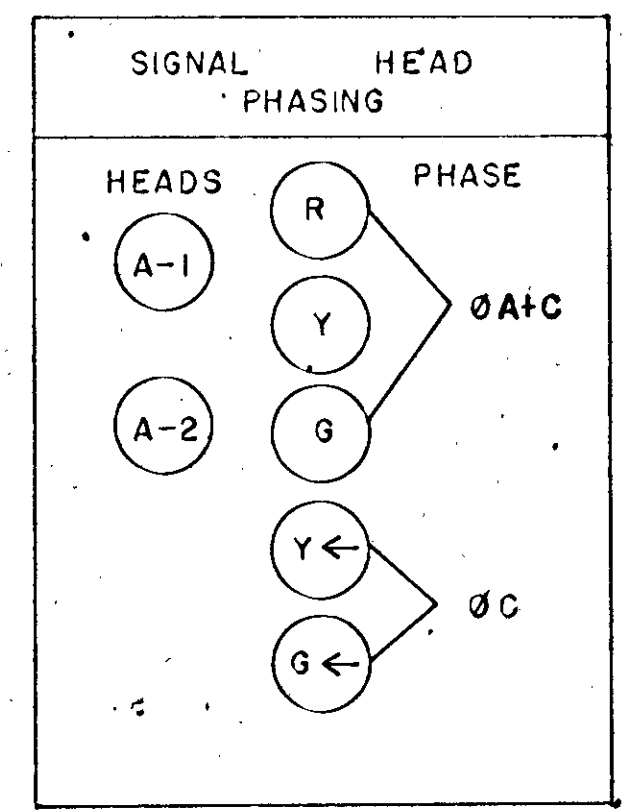
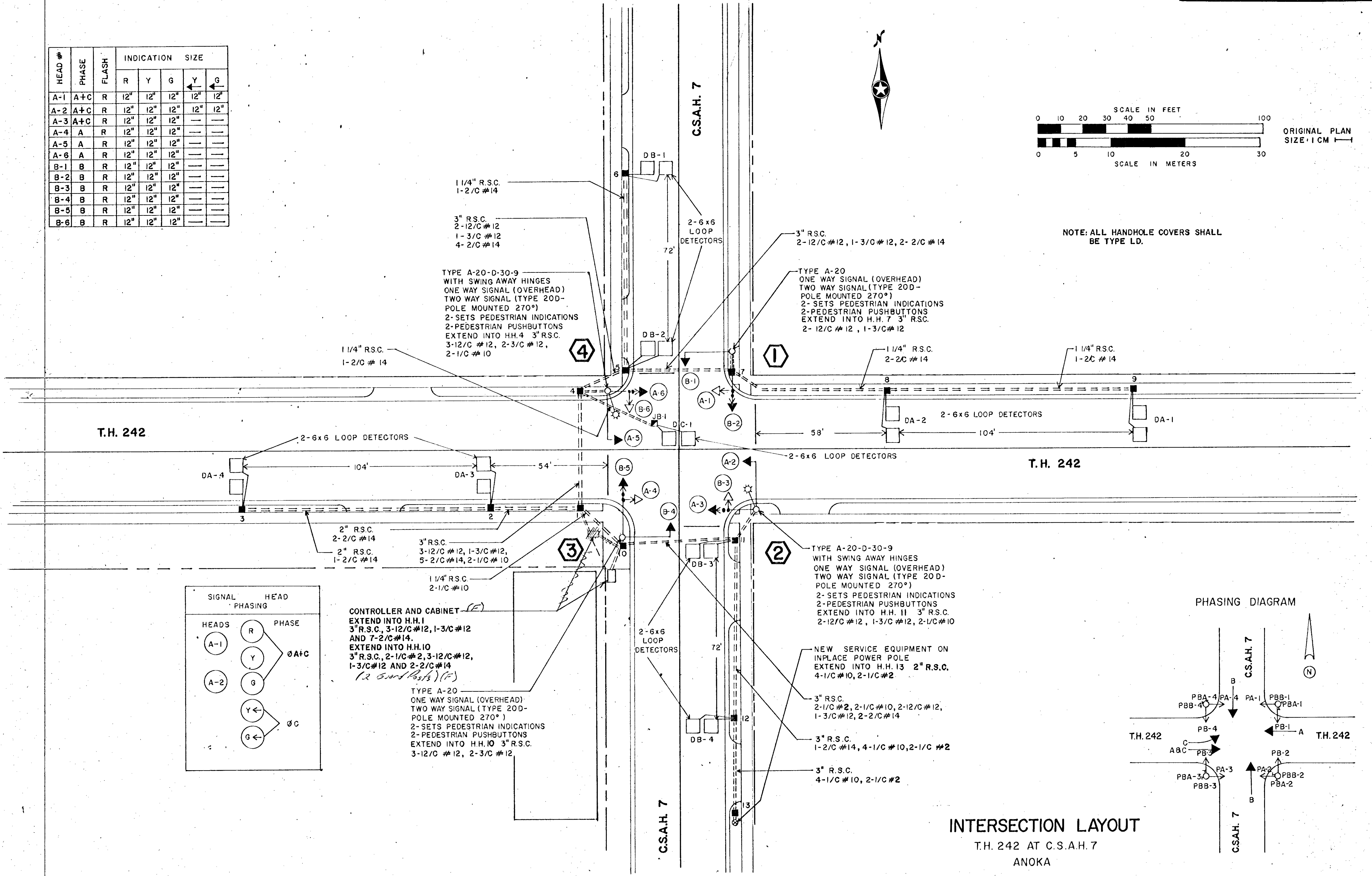


HEAD #	PHASE	FLASH	INDICATION SIZE				
			R	Y	G	Y	G
A-1	A+C	R	12"	12"	12"	12"	12"
A-2	A+C	R	12"	12"	12"	12"	12"
A-3	A+C	R	12"	12"	12"	12"	12"
A-4	A	R	12"	12"	12"	12"	12"
A-5	A	R	12"	12"	12"	12"	12"
A-6	A	R	12"	12"	12"	12"	12"
B-1	B	R	12"	12"	12"	12"	12"
B-2	B	R	12"	12"	12"	12"	12"
B-3	B	R	12"	12"	12"	12"	12"
B-4	B	R	12"	12"	12"	12"	12"
B-5	B	R	12"	12"	12"	12"	12"
B-6	B	R	12"	12"	12"	12"	12"

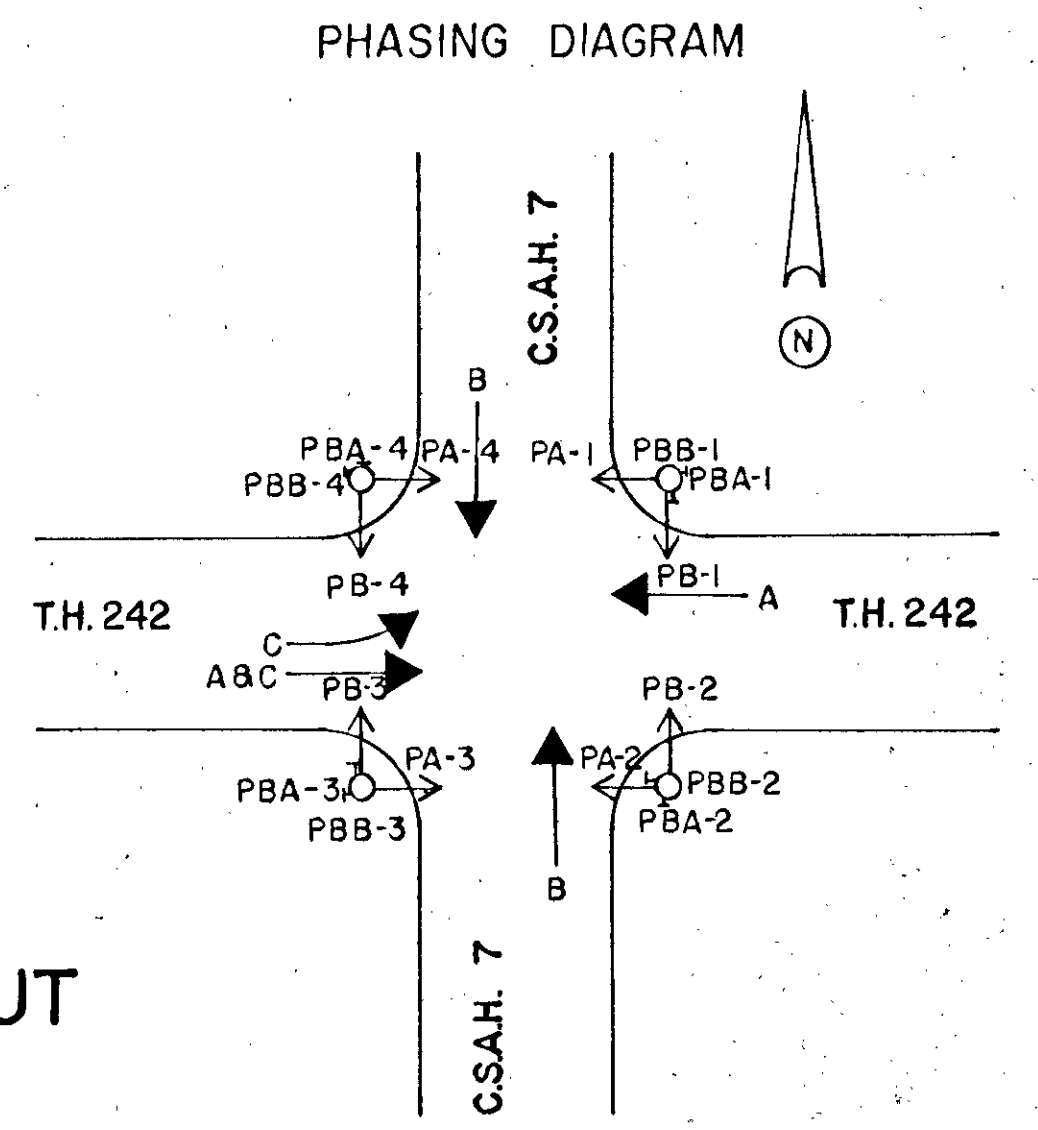


NOTE: ALL HANDHOLE COVERS SHALL BE TYPE LD.



**CONTROLLER AND CABINET**  
 EXTEND INTO H.H. 1  
 3" R.S.C., 3-12/C #12, 1-3/C #12 AND 7-2/C #14.  
 EXTEND INTO H.H. 10  
 3" R.S.C., 2-1/C #2, 3-12/C #12, 1-3/C #12 AND 2-2/C #14  
 (2 Guard Posts) (F)

TYPE A-20  
 ONE WAY SIGNAL (OVERHEAD)  
 TWO WAY SIGNAL (TYPE 20D-POLE MOUNTED 270°)  
 2-SETS PEDESTRIAN INDICATIONS  
 2-PEDESTRIAN PUSHBUTTONS  
 EXTEND INTO H.H. 10 3" R.S.C.  
 3-12/C #12, 2-3/C #12.



**INTERSECTION LAYOUT**  
 T.H. 242 AT C.S.A.H. 7  
 ANOKA