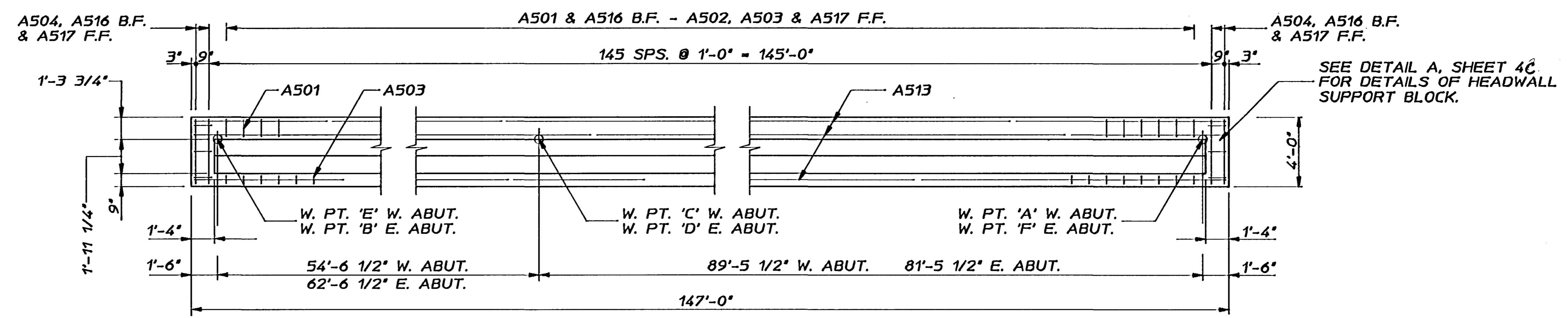
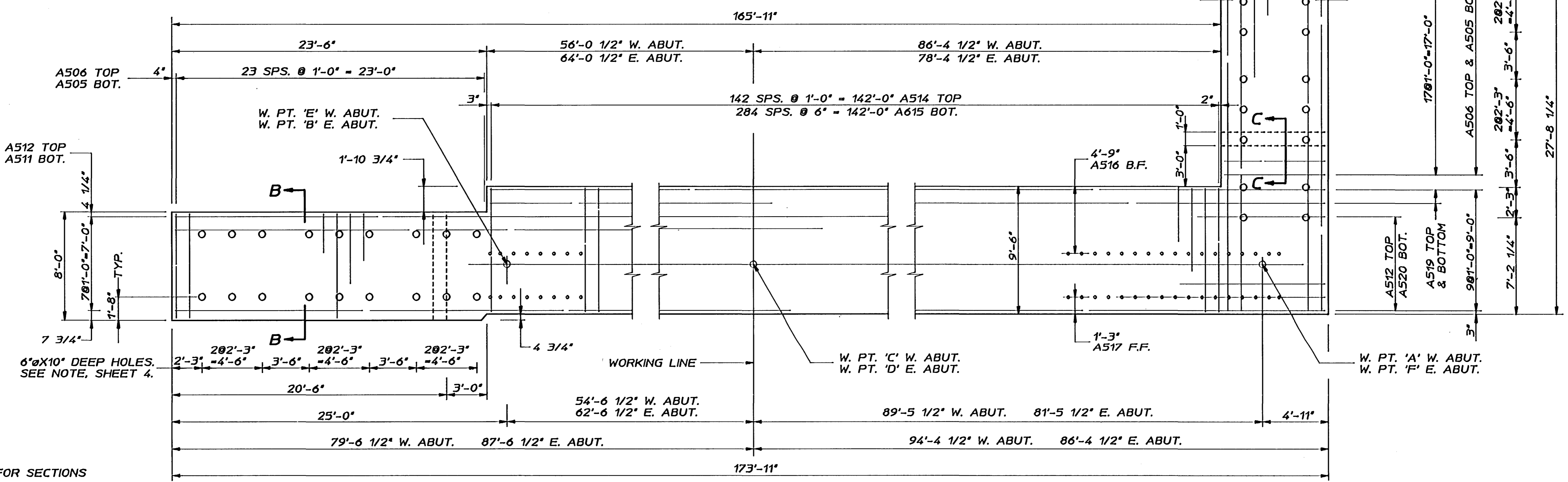
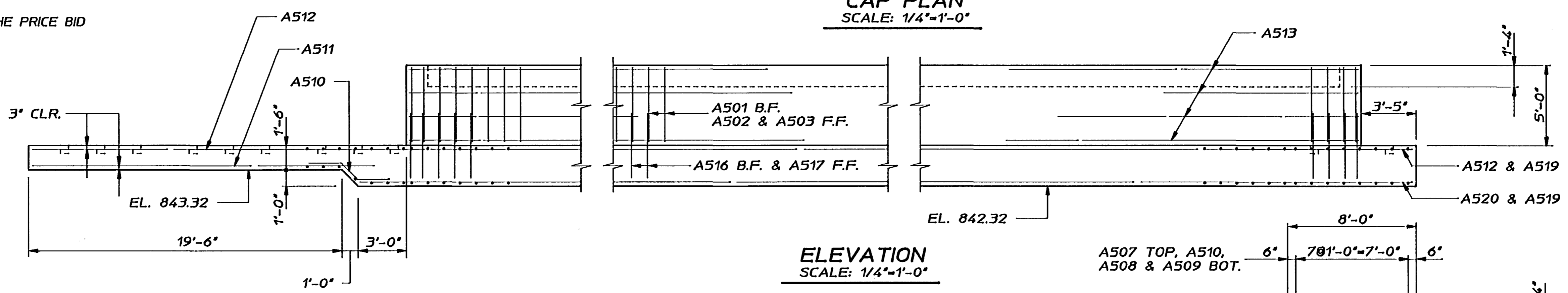


QUANTITIES FOR FUTURE UTILITY SYSTEM	
5" PVC CONDUIT	540 L.F.
END CAPS 5" PVC	18 EACH
QUANTITIES FOR TELEPHONE CONDUIT SYSTEM	
4" PVC CONDUIT	60 L.F.
END CAPS 4" PVC	2 EACH
QUANTITIES FOR POWER CONDUIT SYSTEM	
5" PVC CONDUIT	60 L.F. (NO.) 120 L.F. (SO.)
END CAPS 5" PVC	2 EACH (NO.) 2 EACH (SO.)

- ① ITEMS LISTED ARE TO BE INCLUDED IN THE PRICE BID FOR FUTURE UTILITY SYSTEM.
- ② ITEMS LISTED ARE TO BE INCLUDED IN THE PRICE BID FOR TELEPHONE CONDUIT SYSTEM
- ③ ITEMS LISTED ARE TO BE INCLUDED IN THE PRICE BID FOR POWER CONDUIT SYSTEM.
- ④ SEE SPECIAL PROVISIONS.



SEE DETAIL A, SHEET 4C FOR DETAILS OF HEADWALL SUPPORT BLOCK.



NOTE:
SEE SHEET 4C FOR SECTIONS B-B AND C-C.

B.F. = BACK FACE
F.F. = FRONT FACE

ABUTMENT DETAILS		
C.P. 88-09-116	96834	RMT
SHEET 3C OF 108 SHEETS		BDW