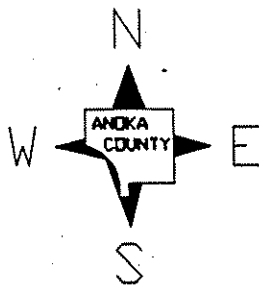


STATE OF MINNESOTA
 DEPARTMENT OF TRANSPORTATION
 CONSTRUCTION PLAN FOR BITUMINOUS
RESURFACING



COUNTY STATE AID HIGHWAY NO. 14
 COUNTY ROAD NO. _____

From 1-35W
 To C.S.A.H. 21
 From _____
 To _____

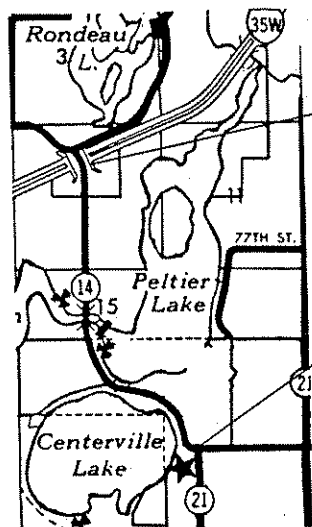
COUNTY PROJECT NO. 92-29-14

GROSS LENGTH 12,803 FEET 2.425 MILES

BRIDGES LENGTH 32 FEET .006 MILES

EXCEPTIONS LENGTH 0 FEET 0 MILES

NET LENGTH 12,803 FEET 2.425 MILES



BEGIN 92-29-14

END 92-29-14

DESIGN SPEED

50 MPH.

GOVERNING SPECIFICATIONS

THE 1988 EDITION OF THE MINNESOTA DEPARTMENT OF TRANSPORTATION "STANDARD SPECIFICATIONS FOR CONSTRUCTION" AND "SUPPLEMENTAL SPECIFICATIONS TO THE 1988 STANDARD SPECIFICATIONS FOR CONSTRUCTION" DATED 1/2/1991 SHALL GOVERN.

ALL APPLICABLE FEDERAL, STATE AND LOCAL LAWS AND ORDINANCES WILL BE COMPLIED WITH IN THE CONSTRUCTION OF THIS PROJECT.

I HEREBY CERTIFY THAT THIS PLAN WAS PREPARED BY ME OR UNDER MY DIRECT SUPERVISION AND THAT I AM A DULY REGISTERED PROFESSIONAL ENGINEER UNDER THE LAWS OF THE STATE OF MINN.

Paul K. Rued
 COUNTY ENGINEER

DATE 5-22-92

ANKA COUNTY REG. NO. 6549

RECOMMENDED FOR APPROVAL _____, 19____
 DISTRICT ENGINEER

RECOMMENDED FOR APPROVAL _____

APPROVED _____, 19____
 STATE AID ENGINEER

COUNTY PROJECT 92-29-14

STATE AID PROJECT _____

ITEM NO	ITEM	UNIT	TOTAL EST. QUANT
2232.501	MILL BITUMINOUS SURFACE	SQ.YD.	564
① 2331.508	TYPE 41 WEARING COURSE MIXTURE	TON	3325
2357.502	BITUMINOUS MATERIAL FOR TACK COAT	GAL.	1847
2580.501	TEMPORARY LANE MARKING	RD.STA.	128
2123.503	MOTOR GRADER	HOUR	4

① INCLUDES 30 TONS FOR STREET APPROACHES AND ENTRANCES

BASIS OF PLANNED QUANTITIES

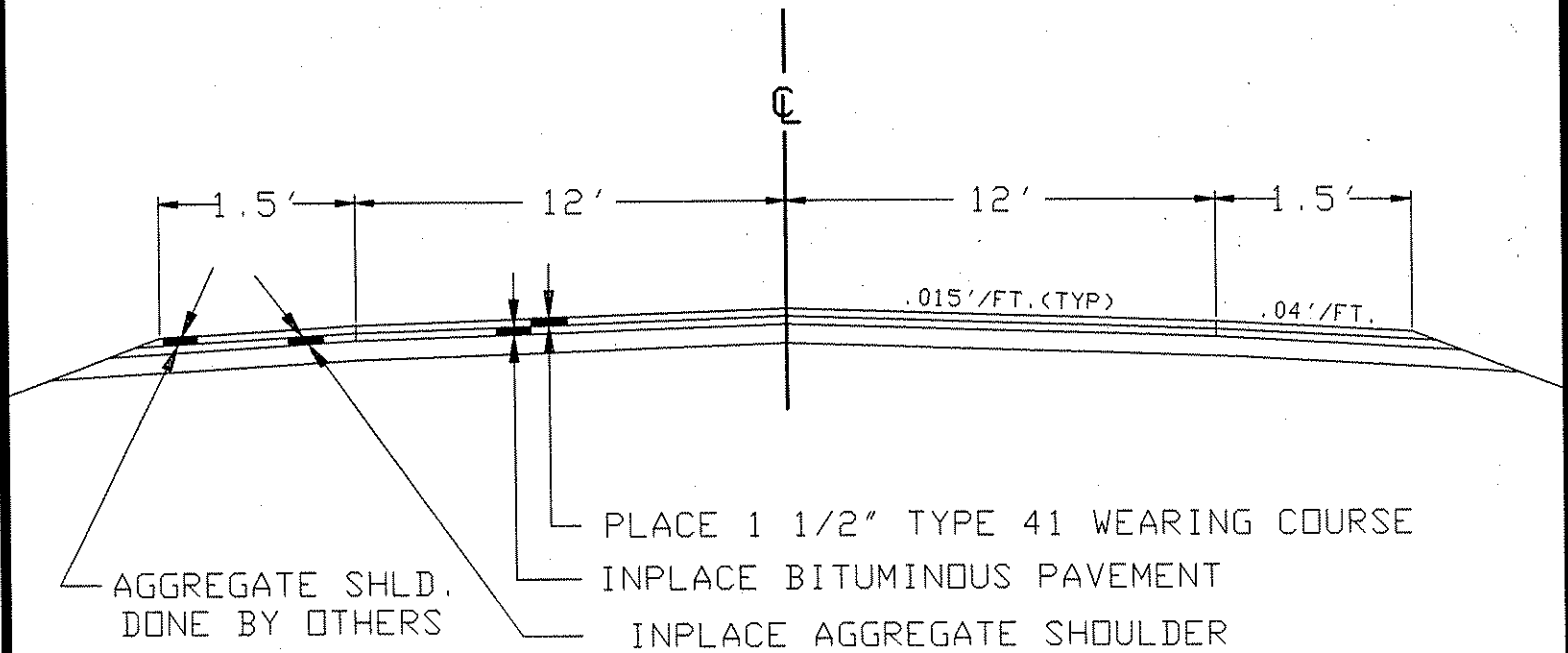
2331 TYPE 41 WEARING COURSE MIXTURE: 120 LBS/SQ.YD. PER 1"

2357 BITUMINOUS MATERIAL FOR TACK COAT: 0.05 GAL/SQ.YD.

STANDARD DETAIL PLATES	
PLATE NO.	DESCRIPTION
0004 A	SPECIFICATION REFERENCE TO STANDARD PLATES
8000 I	STANDARD BARRICADES

TYPICAL SECTIONS

STATION 0+00 TO STATION 116+01

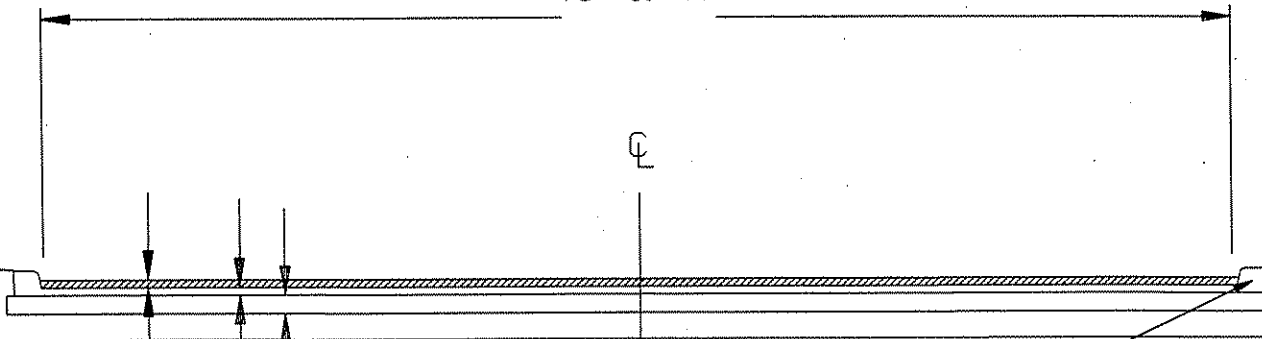


NOTE:
NOT TO SCALE

TYPICAL SECTION

STATION 116+01 TO STATION 128+03

40' & 41'



INPLACE BIT. CURB

INPLACE VAR. DEPTH BIT. BASE & BINDER

INPLACE 1 1/2" 2341 BIT. WEARING COURSE

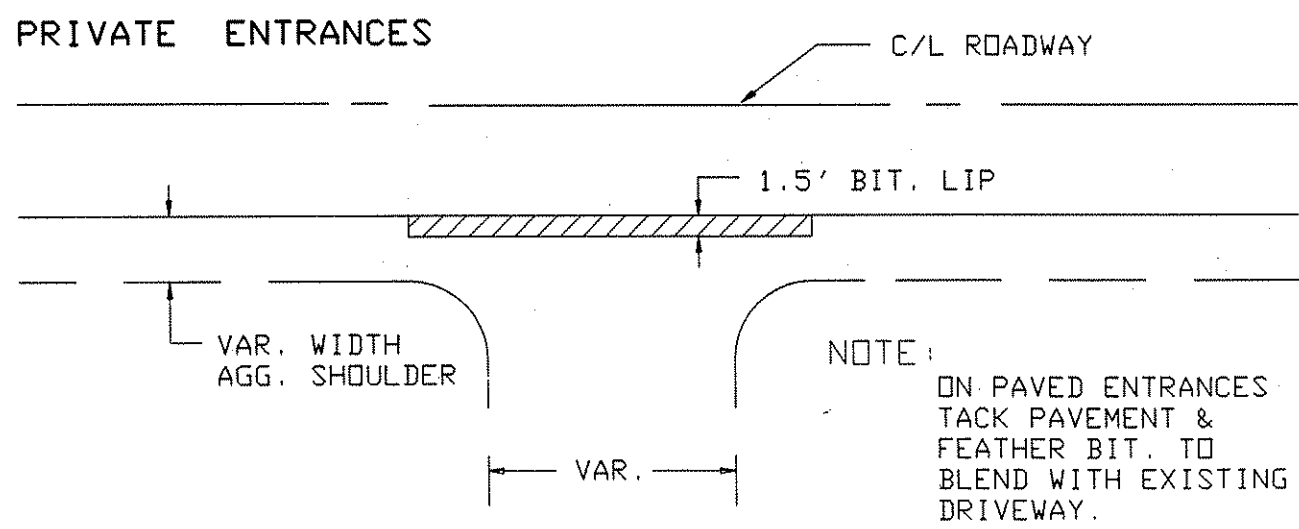
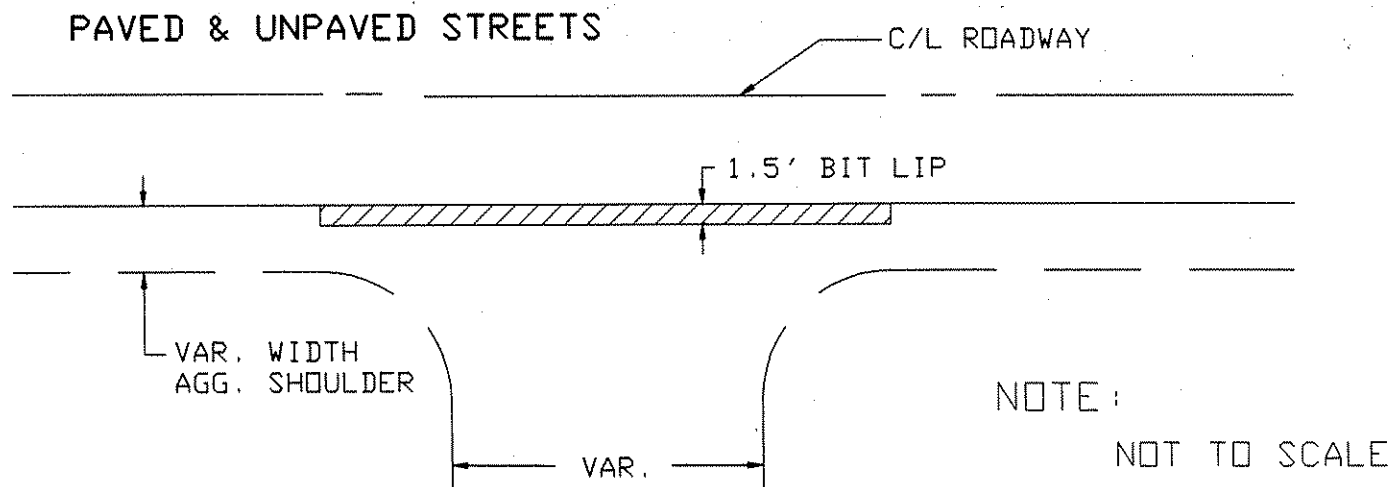
PLACE 1 1/2" 2331 TYPE 41 WEARING COURSE

NOTE :

NOT TO SCALE

TYPICAL ENTRANCES

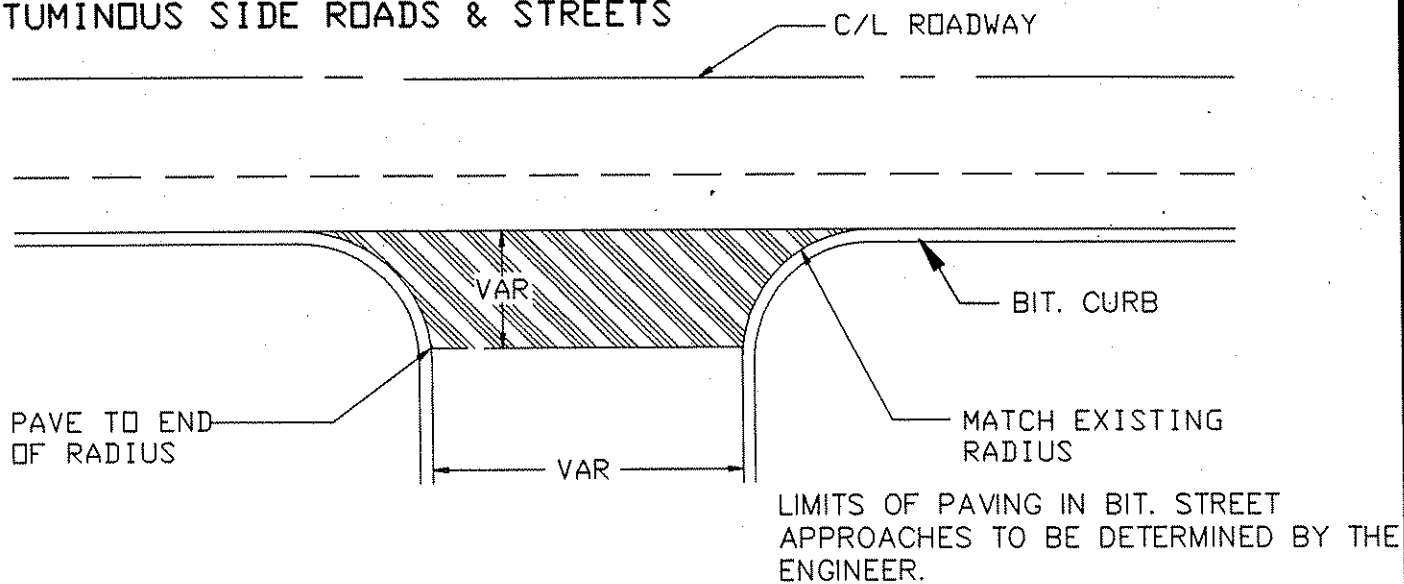
(MAINLINE WITH AGGREGATE SHOULDER)



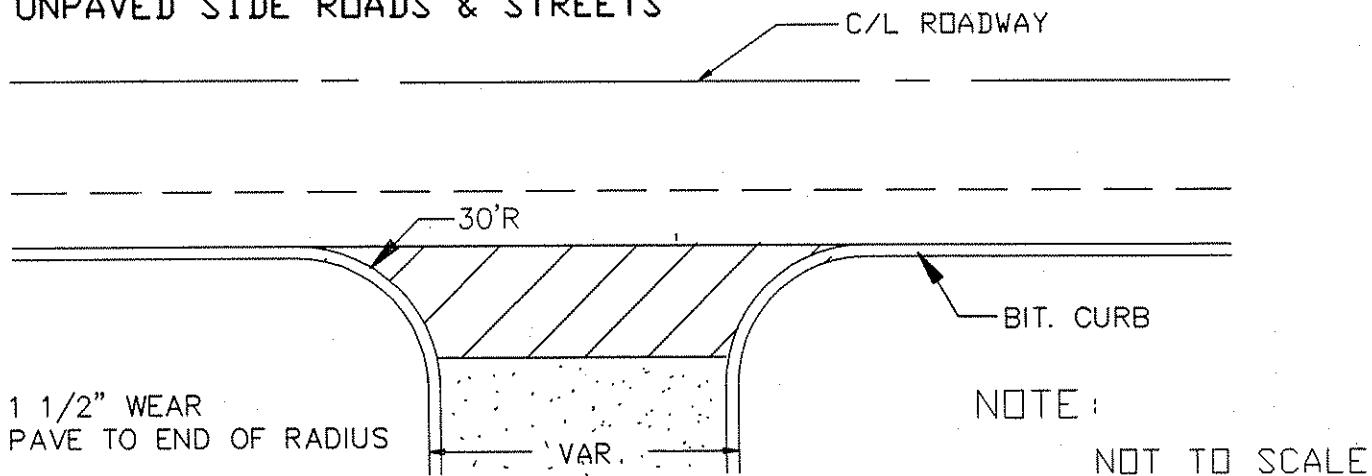
TYPICAL ENTRANCES

(MAINLINE WITH BITUMINOUS CURB)

BITUMINOUS SIDE ROADS & STREETS



UNPAVED SIDE ROADS & STREETS



FIELD OR PRIVATE ENTRANCES

