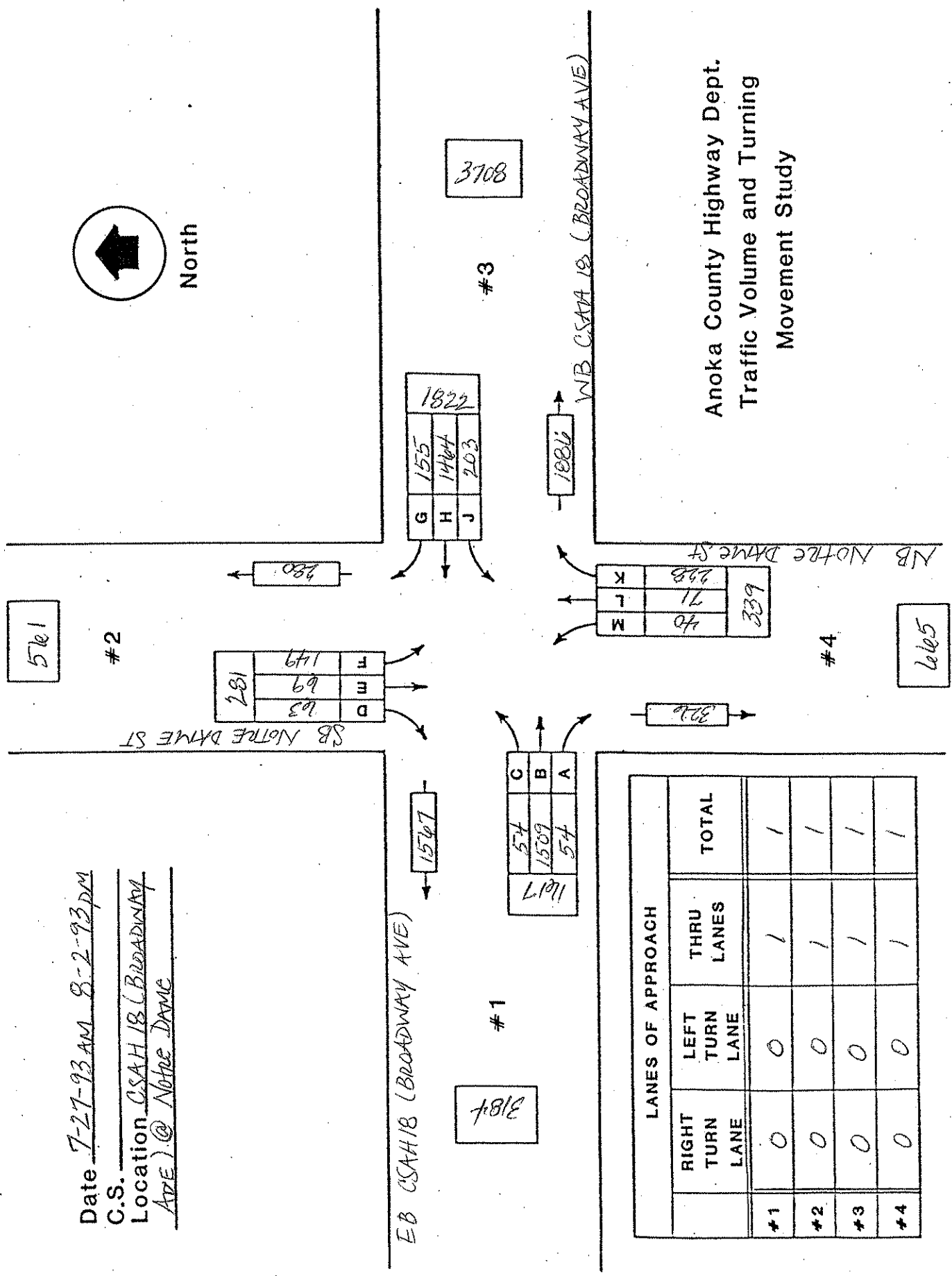


Date 7-27-93 AM 8-2-93 PM

C.S. \_\_\_\_\_

Location CSAH 18 (BROADWAY AVE) @ NOTRE DAME AVE



|    | LANES OF APPROACH |                |            |  | TOTAL |
|----|-------------------|----------------|------------|--|-------|
|    | RIGHT TURN LANE   | LEFT TURN LANE | THRU LANES |  |       |
| #1 | 0                 | 0              | 1          |  | 1     |
| #2 | 0                 | 0              | 1          |  | 1     |
| #3 | 0                 | 0              | 1          |  | 1     |
| #4 | 0                 | 0              | 1          |  | 1     |

Anoka County Highway Dept.  
Traffic Volume and Turning  
Movement Study

WEATHER: CLEAR/70 CLEAR/75  
 Counter : TDC EIGHT  
 Counted by Naomi/Eileen

ANOKA COUNTY HIGHWAY DEPARTMENT  
 TRAFFIC ENGINEERING SECTION  
 TRAFFIC VOLUME AND  
 TURNING MOVEMENT STUDY

Site Code : 93  
 Start Date: 08  
 File I.D. : TM  
 Page : 1

Vehicle group 1

| Date     | SB NOTRE DAME ST<br>Southbound |       |      |      | WB CSAH 18 (BROADWAY AVE)<br>Westbound |       |      |      | NB NOTRE DAME ST<br>Northbound |       |      |      | EB CSAH 18 (BROADWAY AVE)<br>Eastbound |       |      |      | Vehicle<br>Total |
|----------|--------------------------------|-------|------|------|--|-------|------|------|--------------------------------|-------|------|------|--|-------|------|------|------------------|
|          | Other                          | Right | Thru | Left | Other                                  | Right | Thru | Left | Other                          | Right | Thru | Left | Other                                  | Right | Thru | Left |                  |
| 08/02/93 |                                |       |      |      |  |       |      |      |                                |       |      |      |  |       |      |      |                  |
| 06:00    | 0                              | 4     | 5    | 5    | 0                                      | 0     | 12   | 0    | 0                              | 0     | 0    | 0    | 0                                      | 0     | 19   | 0    | 45               |
| 06:15    | 0                              | 2     | 0    | 8    | 1                                      | 0     | 21   | 0    | 1                              | 1     | 1    | 0    | 0                                      | 2     | 17   | 1    | 53               |
| 06:30    | 0                              | 2     | 3    | 3    | 2                                      | 0     | 15   | 0    | 0                              | 0     | 0    | 0    | 0                                      | 2     | 23   | 0    | 48               |
| 06:45    | 0                              | 1     | 5    | 3    | 0                                      | 0     | 11   | 1    | 0                              | 1     | 0    | 0    | 0                                      | 1     | 29   | 0    | 52               |
| Hr Total | 0                              | 9     | 13   | 19   | 3                                      | 0     | 59   | 1    | 1                              | 2     | 1    | 0    | 0                                      | 5     | 88   | 1    | 198              |
| 07:00    | 0                              | 0     | 1    | 6    | 1                                      | 2     | 16   | 0    | 0                              | 0     | 0    | 0    | 0                                      | 1     | 24   | 0    | 50               |
| 07:15    | 0                              | 1     | 1    | 2    | 1                                      | 1     | 20   | 0    | 0                              | 1     | 0    | 2    | 0                                      | 1     | 41   | 0    | 70               |
| 07:30    | 0                              | 0     | 1    | 4    | 0                                      | 0     | 20   | 0    | 0                              | 0     | 0    | 0    | 1                                      | 0     | 33   | 0    | 58               |
| 07:45    | 0                              | 0     | 2    | 2    | 0                                      | 0     | 13   | 0    | 0                              | 0     | 0    | 0    | 0                                      | 0     | 31   | 1    | 49               |
| Hr Total | 0                              | 1     | 5    | 14   | 2                                      | 3     | 69   | 0    | 0                              | 1     | 0    | 2    | 1                                      | 2     | 129  | 1    | 227              |
| 08:00    | 0                              | 3     | 1    | 2    | 0                                      | 0     | 11   | 3    | 0                              | 1     | 1    | 0    | 0                                      | 0     | 17   | 1    | 40               |
| 08:15    | 1                              | 0     | 2    | 2    | 0                                      | 1     | 13   | 0    | 0                              | 0     | 0    | 0    | 1                                      | 0     | 24   | 2    | 44               |
| 08:30    | 0                              | 3     | 0    | 3    | 0                                      | 0     | 14   | 0    | 0                              | 1     | 0    | 0    | 1                                      | 0     | 20   | 1    | 42               |
| 08:45    | 0                              | 0     | 3    | 4    | 2                                      | 0     | 18   | 8    | 0                              | 2     | 0    | 0    | 1                                      | 1     | 28   | 0    | 64               |
| Hr Total | 1                              | 6     | 6    | 11   | 2                                      | 1     | 56   | 11   | 0                              | 4     | 1    | 0    | 3                                      | 1     | 89   | 4    | 190              |
| 09:00    | 0                              | 1     | 1    | 1    | 0                                      | 1     | 12   | 5    | 0                              | 3     | 1    | 1    | 2                                      | 1     | 26   | 1    | 54               |
| 09:15    | 0                              | 3     | 1    | 2    | 2                                      | 0     | 13   | 1    | 0                              | 0     | 2    | 0    | 1                                      | 1     | 21   | 0    | 44               |
| 09:30    | 0                              | 0     | 0    | 2    | 0                                      | 1     | 14   | 1    | 0                              | 2     | 0    | 0    | 1                                      | 0     | 23   | 2    | 45               |
| 09:45    | 0                              | 0     | 1    | 4    | 0                                      | 3     | 16   | 1    | 0                              | 2     | 0    | 2    | 4                                      | 1     | 24   | 1    | 55               |
| total    | 0                              | 4     | 3    | 9    | 2                                      | 5     | 55   | 8    | 0                              | 7     | 3    | 3    | 8                                      | 3     | 94   | 4    | 198              |
| 10:00    | 1                              | 0     | 0    | 5    | 0                                      | 2     | 9    | 1    | 0                              | 1     | 1    | 0    | 2                                      | 0     | 19   | 0    | 38               |
| 10:15    | 0                              | 2     | 0    | 0    | 1                                      | 3     | 13   | 0    | 0                              | 0     | 1    | 1    | 0                                      | 2     | 10   | 0    | 32               |
| 10:30    | 0                              | 1     | 0    | 1    | 5                                      | 0     | 15   | 2    | 0                              | 1     | 1    | 0    | 1                                      | 1     | 18   | 2    | 42               |
| 10:45    | 0                              | 0     | 0    | 1    | 0                                      | 2     | 17   | 1    | 0                              | 11    | 1    | 0    | 1                                      | 3     | 23   | 0    | 59               |
| Hr Total | 1                              | 3     | 0    | 7    | 6                                      | 7     | 54   | 4    | 0                              | 13    | 4    | 1    | 4                                      | 6     | 70   | 2    | 171              |
| 11:00    | 0                              | 1     | 2    | 0    | 0                                      | 2     | 16   | 0    | 0                              | 4     | 0    | 1    | 0                                      | 1     | 16   | 0    | 43               |
| 11:15    | 0                              | 2     | 3    | 4    | 0                                      | 4     | 25   | 2    | 0                              | 5     | 1    | 0    | 1                                      | 2     | 14   | 2    | 64               |
| 11:30    | 0                              | 1     | 0    | 0    | 1                                      | 2     | 12   | 0    | 1                              | 2     | 1    | 1    | 1                                      | 1     | 20   | 0    | 40               |
| 11:45    | 0                              | 0     | 1    | 2    | 1                                      | 2     | 15   | 1    | 0                              | 1     | 0    | 0    | 0                                      | 0     | 24   | 0    | 46               |
| Hr Total | 0                              | 4     | 6    | 6    | 2                                      | 10    | 68   | 3    | 1                              | 12    | 2    | 2    | 2                                      | 4     | 74   | 2    | 193              |
| 12:00    | 0                              | 0     | 0    | 4    | 2                                      | 3     | 25   | 2    | 0                              | 1     | 0    | 0    | 0                                      | 1     | 22   | 3    | 61               |
| 12:15    | 0                              | 1     | 1    | 1    | 1                                      | 2     | 24   | 0    | 0                              | 1     | 1    | 0    | 1                                      | 0     | 23   | 1    | 55               |
| 12:30    | 1                              | 0     | 0    | 3    | 0                                      | 3     | 20   | 0    | 0                              | 2     | 0    | 1    | 0                                      | 0     | 25   | 0    | 54               |
| 12:45    | 0                              | 3     | 0    | 3    | 1                                      | 1     | 11   | 2    | 0                              | 1     | 0    | 2    | 0                                      | 2     | 29   | 1    | 55               |
| Hr Total | 1                              | 4     | 1    | 11   | 4                                      | 9     | 80   | 4    | 0                              | 5     | 1    | 3    | 1                                      | 3     | 99   | 5    | 225              |

WEATHER: CLEAR/70 CLEAR/75  
 Counter : TDC EIGHT  
 Counted by Naomi/Eileen

ANOKA COUNTY HIGHWAY DEPARTMENT  
 TRAFFIC ENGINEERING SECTION  
 TRAFFIC VOLUME AND  
 TURNING MOVEMENT STUDY

Site Code : 93  
 Start Date: 08  
 File I.D. : TM  
 Page : 2

Vehicle group 1

| Date     | SB NOTRE DAME ST<br>Southbound |       |      |      | WB CSAH 18 (BROADWAY AVE)<br>Westbound |       |      |      | NB NOTRE DAME ST<br>Northbound |       |      |      | EB CSAH 18 (BROADWAY AVE)<br>Eastbound |       |      |      | Vehicle<br>Total |
|----------|--------------------------------|-------|------|------|--|-------|------|------|--------------------------------|-------|------|------|--|-------|------|------|------------------|
|          | Other                          | Right | Thru | Left | Other                                  | Right | Thru | Left | Other                          | Right | Thru | Left | Other                                  | Right | Thru | Left |                  |
| 08/02/93 |                                |       |      |      |  |       |      |      |                                |       |      |      |  |       |      |      |                  |
| 13:00    | 0                              | 1     | 1    | 0    | 3                                      | 3     | 24   | 4    | 0                              | 1     | 0    | 1    | 0                                      | 1     | 21   | 3    | 60               |
| 13:15    | 0                              | 1     | 1    | 1    | 0                                      | 0     | 28   | 2    | 0                              | 7     | 1    | 1    | 2                                      | 3     | 19   | 0    | 64               |
| 13:30    | 0                              | 0     | 1    | 1    | 2                                      | 3     | 25   | 1    | 1                              | 1     | 0    | 0    | 0                                      | 1     | 25   | 0    | 58               |
| 13:45    | 0                              | 2     | 1    | 4    | 0                                      | 5     | 21   | 1    | 0                              | 2     | 0    | 0    | 1                                      | 0     | 20   | 0    | 56               |
| Hr Total | 0                              | 4     | 4    | 6    | 5                                      | 11    | 98   | 8    | 1                              | 11    | 1    | 2    | 3                                      | 5     | 85   | 3    | 238              |
| 14:00    | 0                              | 1     | 0    | 4    | 4                                      | 0     | 20   | 1    | 0                              | 1     | 0    | 1    | 2                                      | 1     | 19   | 2    | 50               |
| 14:15    | 0                              | 0     | 2    | 2    | 2                                      | 3     | 19   | 3    | 0                              | 4     | 1    | 1    | 1                                      | 2     | 20   | 1    | 58               |
| 14:30    | 0                              | 1     | 0    | 2    | 2                                      | 1     | 14   | 1    | 0                              | 4     | 1    | 2    | 2                                      | 0     | 23   | 1    | 50               |
| 14:45    | 0                              | 1     | 0    | 1    | 1                                      | 4     | 22   | 3    | 0                              | 0     | 1    | 0    | 1                                      | 2     | 22   | 0    | 56               |
| Hr Total | 0                              | 3     | 2    | 9    | 9                                      | 8     | 75   | 8    | 0                              | 9     | 3    | 4    | 6                                      | 5     | 84   | 4    | 214              |
| 15:00    | 0                              | 0     | 0    | 2    | 1                                      | 2     | 29   | 1    | 0                              | 4     | 1    | 0    | 3                                      | 1     | 25   | 0    | 65               |
| 15:15    | 0                              | 0     | 0    | 3    | 2                                      | 5     | 25   | 0    | 0                              | 1     | 0    | 0    | 2                                      | 0     | 30   | 0    | 64               |
| 15:30    | 0                              | 2     | 1    | 4    | 0                                      | 2     | 31   | 2    | 0                              | 2     | 2    | 0    | 0                                      | 0     | 17   | 2    | 65               |
| 15:45    | 0                              | 0     | 0    | 1    | 5                                      | 4     | 37   | 0    | 0                              | 5     | 4    | 1    | 4                                      | 1     | 28   | 0    | 81               |
| Hr Total | 0                              | 2     | 1    | 10   | 8                                      | 13    | 122  | 3    | 0                              | 12    | 7    | 1    | 9                                      | 2     | 100  | 2    | 275              |
| 16:00    | 0                              | 1     | 0    | 0    | 4                                      | 9     | 39   | 3    | 0                              | 1     | 1    | 0    | 2                                      | 0     | 26   | 4    | 84               |
| 16:15    | 0                              | 3     | 2    | 2    | 0                                      | 5     | 38   | 0    | 0                              | 1     | 2    | 3    | 2                                      | 0     | 38   | 1    | 95               |
| 16:30    | 0                              | 0     | 1    | 2    | 2                                      | 3     | 37   | 3    | 0                              | 5     | 4    | 1    | 4                                      | 0     | 49   | 1    | 106              |
| 16:45    | 0                              | 2     | 1    | 3    | 1                                      | 9     | 47   | 3    | 0                              | 0     | 4    | 0    | 2                                      | 0     | 25   | 1    | 95               |
| total    | 0                              | 6     | 4    | 7    | 7                                      | 26    | 161  | 9    | 0                              | 7     | 11   | 4    | 10                                     | 0     | 138  | 7    | 380              |
| 17:00    | 0                              | 2     | 1    | 4    | 2                                      | 4     | 48   | 2    | 0                              | 3     | 4    | 0    | 1                                      | 0     | 36   | 1    | 105              |
| 17:15    | 0                              | 1     | 3    | 1    | 3                                      | 6     | 48   | 13   | 0                              | 4     | 2    | 0    | 1                                      | 2     | 38   | 1    | 119              |
| 17:30    | 0                              | 3     | 2    | 2    | 2                                      | 6     | 31   | 31   | 0                              | 5     | 4    | 0    | 3                                      | 2     | 31   | 0    | 117              |
| 17:45    | 0                              | 0     | 2    | 4    | 1                                      | 4     | 41   | 18   | 1                              | 2     | 3    | 1    | 0                                      | 2     | 30   | 1    | 108              |
| Hr Total | 0                              | 6     | 8    | 11   | 8                                      | 20    | 168  | 64   | 1                              | 14    | 13   | 1    | 5                                      | 6     | 135  | 3    | 449              |
| 18:00    | 0                              | 1     | 2    | 2    | 0                                      | 4     | 37   | 12   | 0                              | 3     | 1    | 0    | 1                                      | 3     | 31   | 6    | 102              |
| 18:15    | 1                              | 0     | 6    | 3    | 0                                      | 3     | 22   | 9    | 0                              | 5     | 2    | 4    | 0                                      | 0     | 51   | 1    | 106              |
| 18:30    | 0                              | 2     | 0    | 5    | 1                                      | 6     | 38   | 15   | 0                              | 9     | 2    | 0    | 0                                      | 0     | 30   | 1    | 108              |
| 18:45    | 0                              | 1     | 1    | 2    | 2                                      | 3     | 33   | 17   | 0                              | 5     | 0    | 0    | 0                                      | 1     | 28   | 0    | 91               |
| Hr Total | 1                              | 4     | 9    | 12   | 3                                      | 16    | 130  | 53   | 0                              | 22    | 5    | 4    | 1                                      | 4     | 140  | 8    | 407              |
| 19:00    | 0                              | 3     | 1    | 3    | 0                                      | 0     | 32   | 9    | 0                              | 19    | 2    | 2    | 0                                      | 3     | 23   | 0    | 97               |
| 19:15    | 0                              | 2     | 1    | 1    | 1                                      | 3     | 29   | 6    | 0                              | 31    | 9    | 3    | 0                                      | 1     | 18   | 2    | 106              |
| 19:30    | 0                              | 1     | 1    | 3    | 1                                      | 2     | 21   | 2    | 0                              | 8     | 1    | 1    | 0                                      | 2     | 17   | 0    | 59               |
| 19:45    | 0                              | 0     | 0    | 3    | 0                                      | 7     | 23   | 3    | 0                              | 2     | 2    | 3    | 2                                      | 0     | 16   | 0    | 59               |
| Hr Total | 0                              | 6     | 3    | 10   | 2                                      | 12    | 105  | 20   | 0                              | 60    | 14   | 9    | 2                                      | 6     | 74   | 2    | 321              |

WEATHER: CLEAR/70 CLEAR/75  
 Counter : TDC EIGHT  
 Counted by Naomi/Eileen

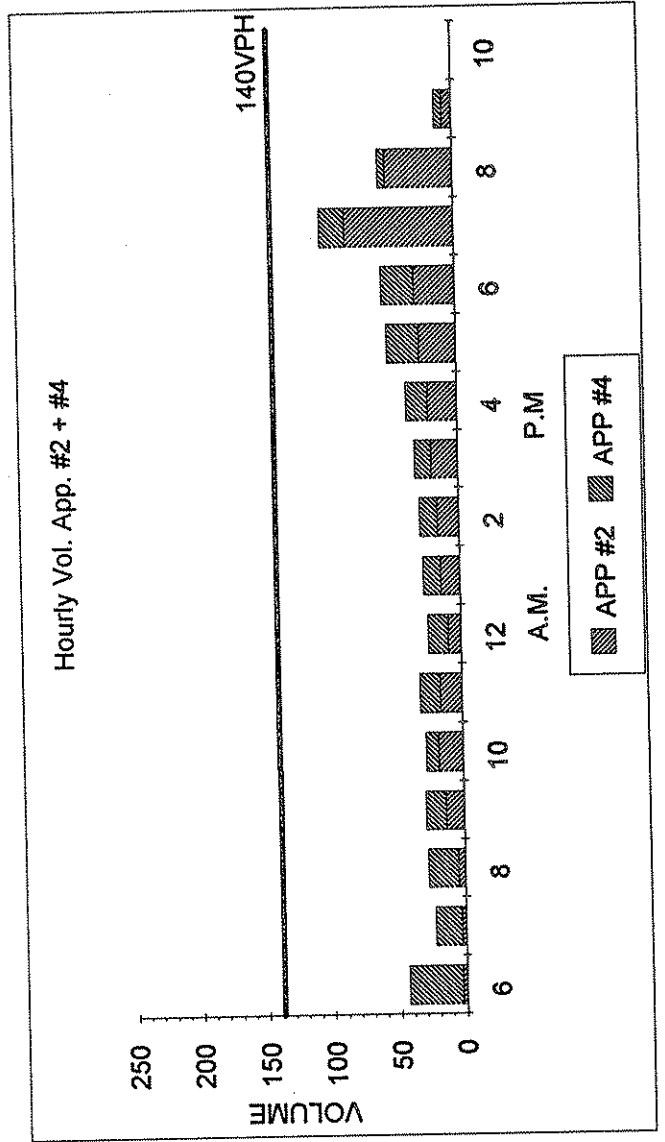
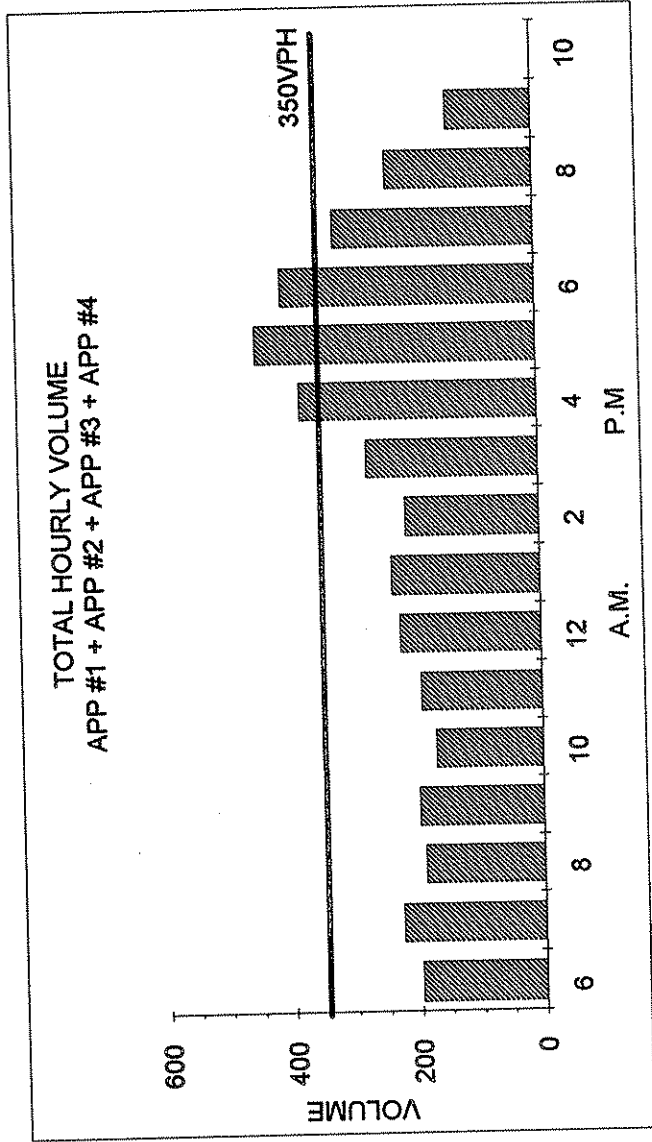
ANOKA COUNTY HIGHWAY DEPARTMENT  
 TRAFFIC ENGINEERING SECTION  
 TRAFFIC VOLUME AND  
 TURNING MOVEMENT STUDY

Site Code : 93  
 Start Date: 08  
 File I.D. : TM  
 Page : 3

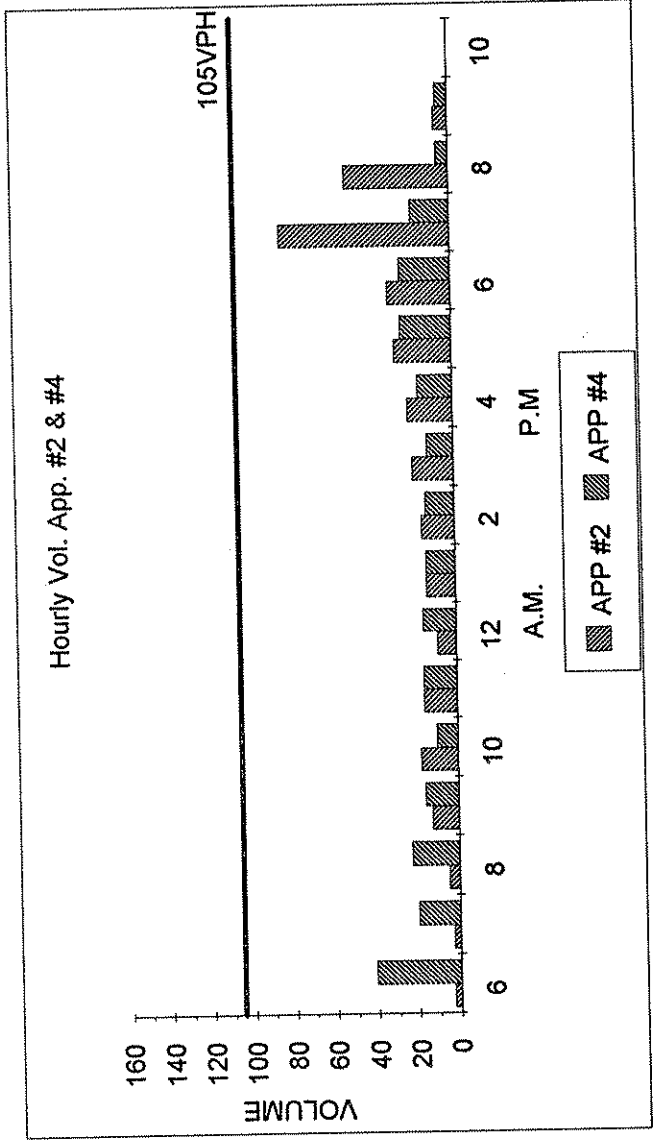
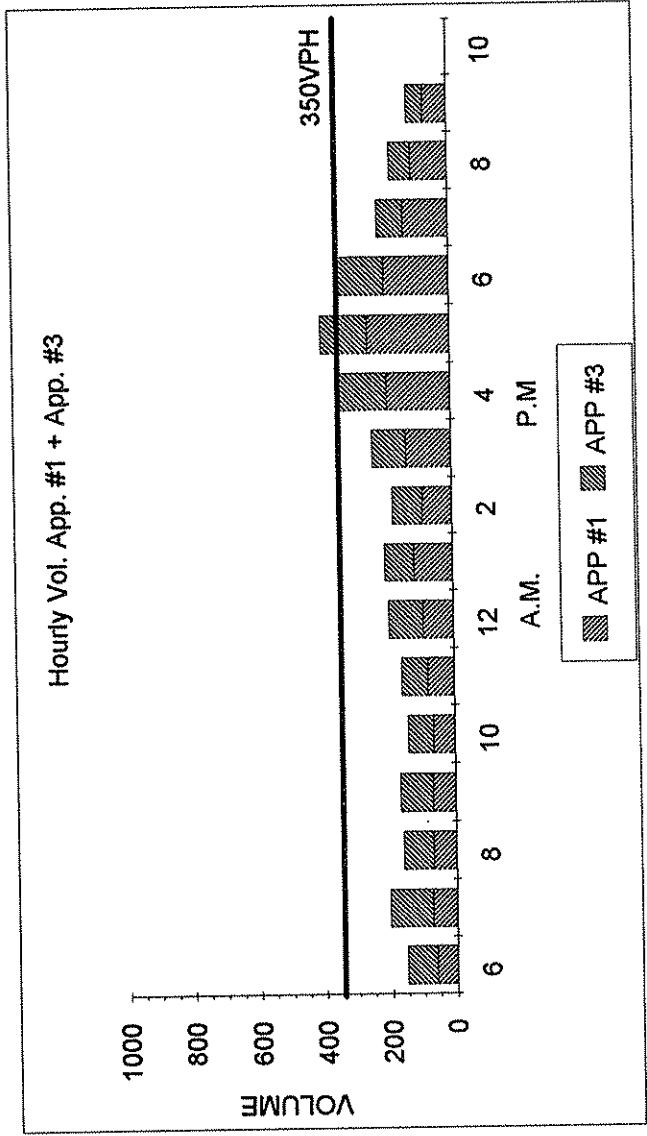
Vehicle group 1

| Date     | SB NOTRE DAME ST<br>Southbound |       |      |      | WB CSAH 18 (BROADWAY AVE)<br>Westbound |       |      |      | NB NOTRE DAME ST<br>Northbound |       |      |      | EB CSAH 18 (BROADWAY AVE)<br>Eastbound |       |      |      | Vehicle<br>Total |
|----------|--------------------------------|-------|------|------|--|-------|------|------|--------------------------------|-------|------|------|--|-------|------|------|------------------|
|          | Other                          | Right | Thru | Left | Other                                  | Right | Thru | Left | Other                          | Right | Thru | Left | Other                                  | Right | Thru | Left |                  |
| 08/02/93 |                                |       |      |      |  |       |      |      |                                |       |      |      |  |       |      |      |                  |
| 20:00    | 0                              | 0     | 0    | 2    | 0                                      | 2     | 23   | 2    | 0                              | 2     | 1    | 0    | 0                                      | 1     | 16   | 0    | 49               |
| 20:15    | 0                              | 0     | 1    | 2    | 1                                      | 4     | 26   | 3    | 0                              | 3     | 0    | 0    | 0                                      | 0     | 15   | 3    | 57               |
| 20:30    | 0                              | 0     | 0    | 0    | 1                                      | 1     | 27   | 0    | 0                              | 25    | 0    | 0    | 0                                      | 1     | 16   | 0    | 70               |
| 20:45    | 0                              | 0     | 0    | 1    | 0                                      | 1     | 22   | 1    | 0                              | 17    | 1    | 2    | 0                                      | 0     | 15   | 0    | 60               |
| Hr Total | 0                              | 0     | 1    | 5    | 2                                      | 8     | 98   | 6    | 0                              | 47    | 2    | 2    | 0                                      | 2     | 62   | 3    | 236              |
| 21:00    | 0                              | 0     | 1    | 0    | 0                                      | 3     | 23   | 0    | 0                              | 0     | 0    | 1    | 0                                      | 0     | 11   | 2    | 41               |
| 21:15    | 0                              | 1     | 1    | 0    | 0                                      | 1     | 14   | 0    | 0                              | 1     | 1    | 1    | 0                                      | 0     | 15   | 0    | 35               |
| 21:30    | 0                              | 0     | 0    | 2    | 0                                      | 1     | 14   | 1    | 0                              | 1     | 1    | 0    | 0                                      | 0     | 13   | 0    | 33               |
| 21:45    | 0                              | 0     | 1    | 0    | 0                                      | 1     | 15   | 0    | 0                              | 0     | 1    | 0    | 0                                      | 0     | 9    | 1    | 28               |
| Hr Total | 0                              | 1     | 3    | 2    | 0                                      | 6     | 66   | 1    | 0                              | 2     | 3    | 2    | 0                                      | 0     | 48   | 3    | 137              |
| *TOTAL*  | 4                              | 63    | 69   | 149  | 65                                     | 155   | 1464 | 203  | 4                              | 228   | 71   | 40   | 55                                     | 54    | 1509 | 54   | 4059             |

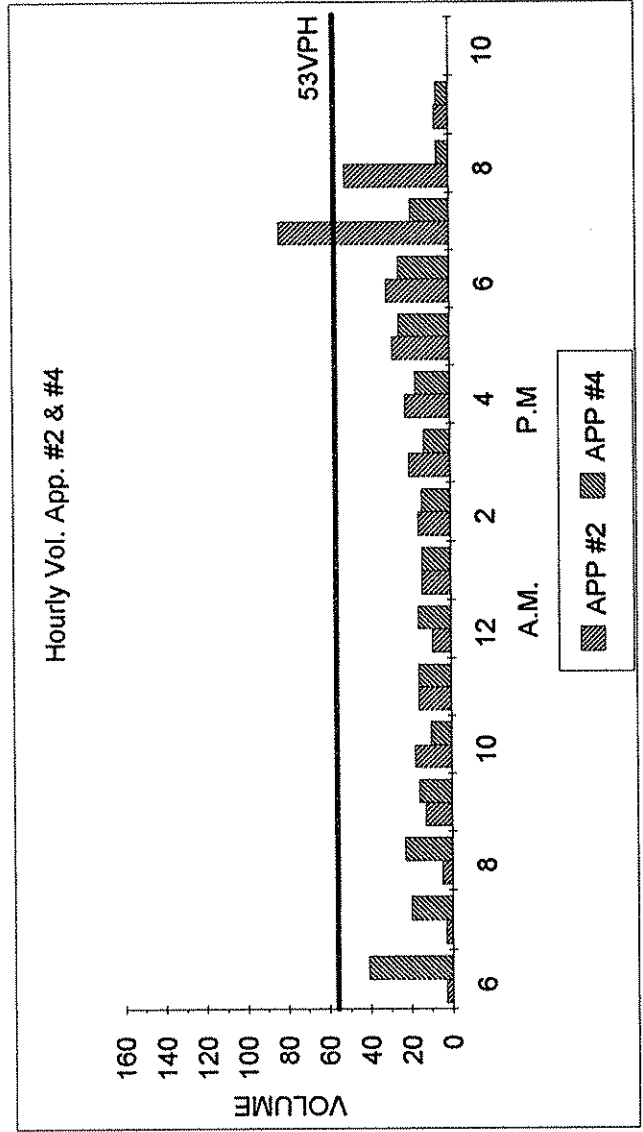
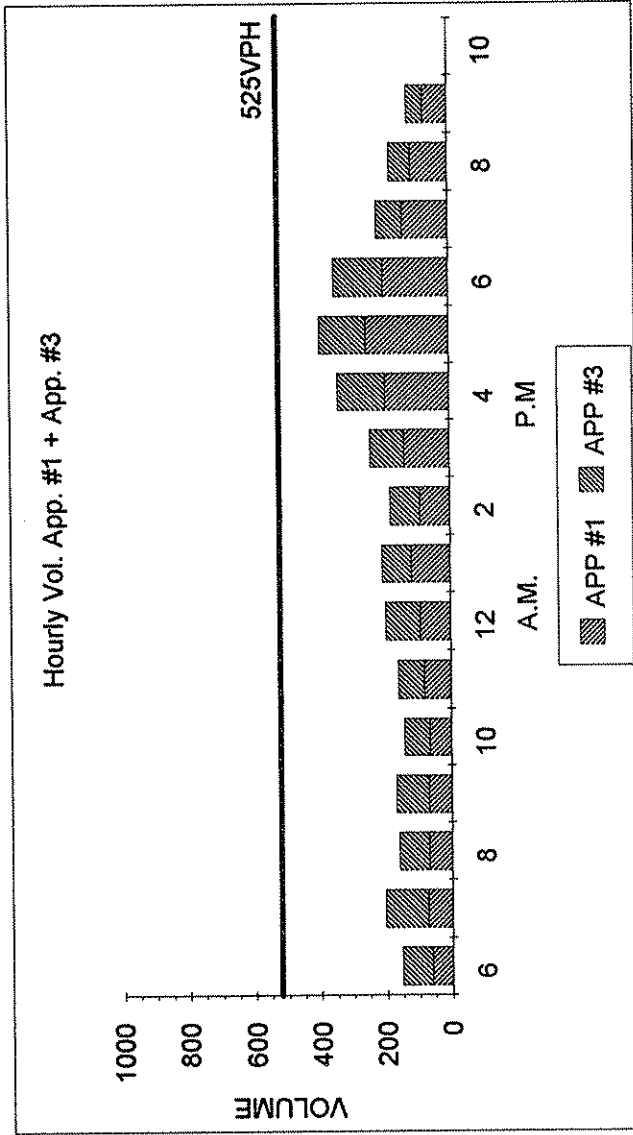
TMC9317 STOP WARRANT STUDY



TMC9317 SIGNAL WARRANT 1 STUDY

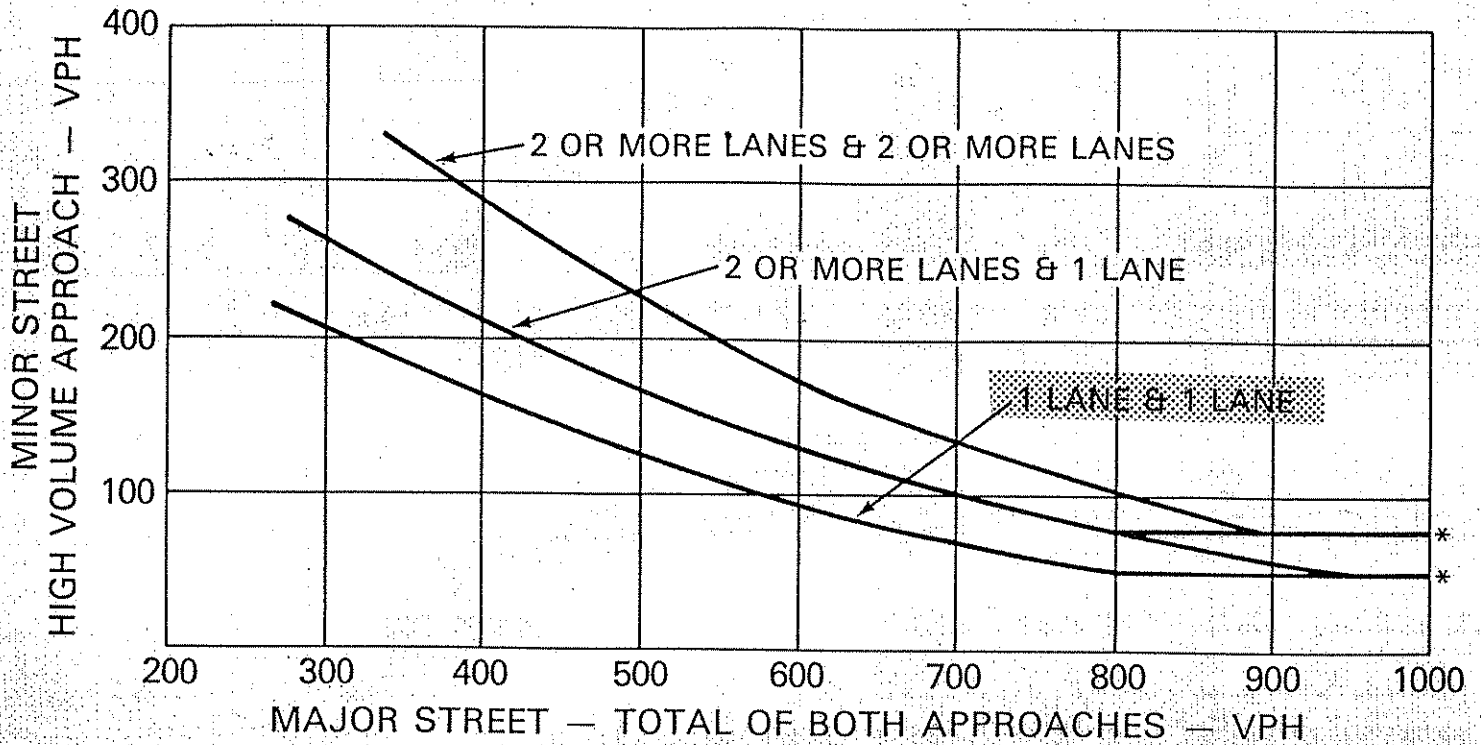


TMC9317 SIGNAL WARRANT 2 STUDY



## FIGURE 4-8. FOUR HOUR VOLUME WARRANT

(COMMUNITY LESS THAN 10,000 POPULATION OR ABOVE 40 MPH ON MAJOR STREET)



\*NOTE: 80 VPH APPLIES AS THE LOWER THRESHOLD VOLUME FOR A MINOR STREET APPROACH WITH TWO OR MORE LANES AND 60 VPH APPLIES AS THE LOWER THRESHOLD VOLUME FOR A MINOR STREET APPROACHING WITH ONE LANE.

● = VOLUMES WHICH EXCEED THE THRESHOLD AND ARE REPRESENTED ON THE GRAPH.

★ = VOLUMES WHICH EXCEED THE THRESHOLD BUT CANNOT BE REPRESENTED ON THE GRAPH.

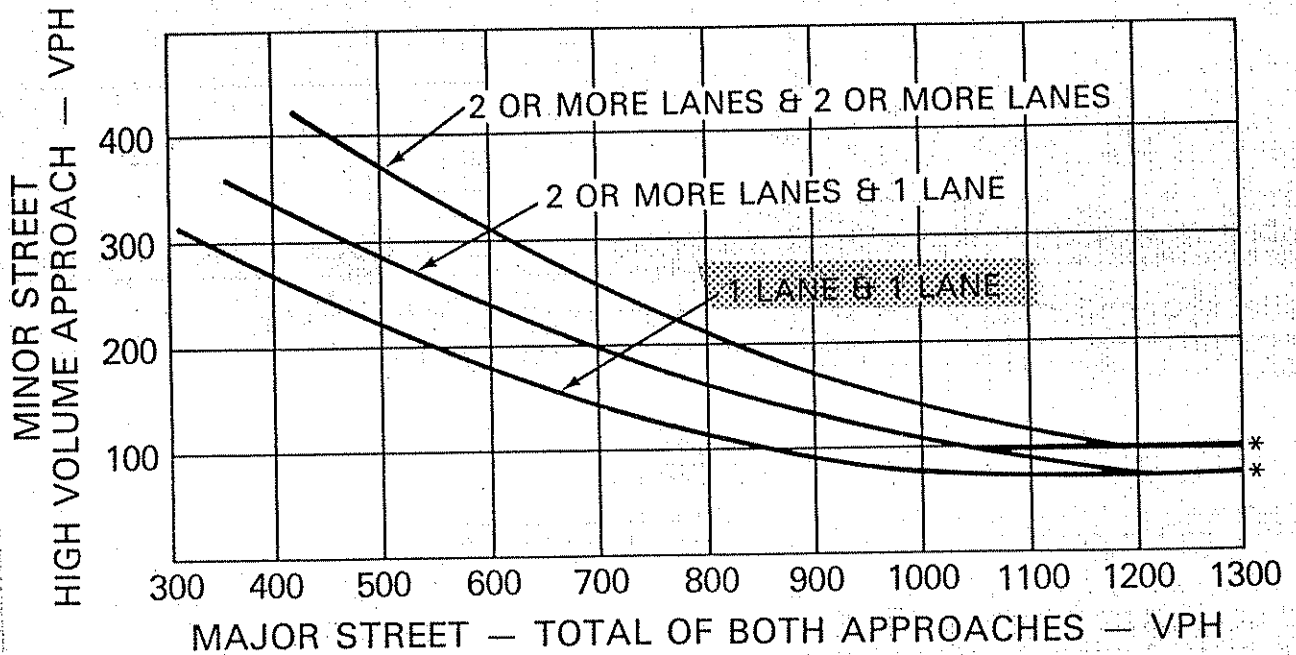
| TIME     | MAJOR STREETS (VPH) | MINOR STREET (VPH) |
|----------|---------------------|--------------------|
| 6-7 am   | 154                 | 41                 |
| 7-8 am   | 204                 | 20                 |
| 8-9 am   | 162                 | 23                 |
| 9-10 am  | 169                 | 16                 |
| 10-11 am | 143                 | 18                 |
| 11-12 pm | 161                 | 16                 |
| 12-1 pm  | 200                 | 16                 |
| 1-2 pm   | 210                 | 14                 |
| 2-3 pm   | 184                 | 16                 |
| 3-4 pm   | 242                 | 20                 |
| 4-5 pm   | 341                 | 22                 |
| 5-6 pm   | 396                 | 28                 |
| 6-7 pm   | 351                 | 31                 |
| 7-8 pm   | 219                 | 83                 |
| 8-9 pm   | 179                 | 51                 |
| 9-10 pm  | 124                 | 7                  |

**CSAH 18 (BROADWAY AVE NE) @ NOTRE DAME ST NE**



# FIGURE 4-6. PEAK HOUR VOLUME WARRANT

(COMMUNITY LESS THAN 10,000 POPULATION OR ABOVE 40 MPH ON MAJOR STREET)



\*NOTE: 100 VPH APPLIES AS THE LOWER THRESHOLD VOLUME FOR A MINOR STREET APPROACH WITH TWO OR MORE LANES AND 75 VPH APPLIES AS THE LOWER THRESHOLD VOLUME FOR A MINOR STREET APPROACHING WITH ONE LANE.

● = VOLUMES WHICH EXCEED THE THRESHOLD AND ARE REPRESENTED ON THE GRAPH.

★ = VOLUMES WHICH EXCEED THE THRESHOLD BUT CANNOT BE REPRESENTED ON THE GRAPH.

| TIME     | MAJOR STREETS (VPH) | MINOR STREET (VPH) |
|----------|---------------------|--------------------|
| 6-7 am   | 154                 | 41                 |
| 7-8 am   | 204                 | 20                 |
| 8-9 am   | 162                 | 23                 |
| 9-10 am  | 169                 | 16                 |
| 10-11 am | 143                 | 18                 |
| 11-12 pm | 161                 | 16                 |
| 12-1 pm  | 200                 | 16                 |
| 1-2 pm   | 210                 | 14                 |
| 2-3 pm   | 184                 | 16                 |
| 3-4 pm   | 242                 | 20                 |
| 4-5 pm   | 341                 | 22                 |
| 5-6 pm   | 396                 | 28                 |
| 6-7 pm   | 351                 | 31                 |
| 7-8 pm   | 219                 | 83                 |
| 8-9 pm   | 179                 | 51                 |
| 9-10 pm  | 124                 | 7                  |

CSAH 18 (BROADWAY AVE NE) @ NOTRE DAME ST NE



**NORTH**

APP. #1=EB CSAH 18  
(BROADWAY AVE)

APP. #2=  
SB NOTRE DAME ST.

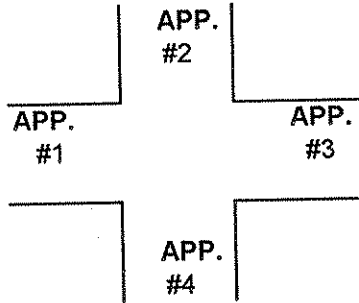
APP. #3=WB CSAH 18  
(BROADWAY ST.)

APP. #4=  
NB NOTRE DAME ST.

**COUNT LOCATION:**

CSAH 18 (BROADWAY AVE NE) @  
NOTRE DAME ST. NE

**DATE:** 7/27/93



- HEAVY VEHICLE- ANY VEHICLE HAVING MORE THAN FOUR TIRES TOUCHING THE PAVEMENT
- A. TRUCKS- A HEAVY VEHICLE INVOLVED PRIMARILY IN THE TRANSPORT OF GOODS OR IN THE DELIVERY OF A SERVICE.
  - B. RV- A HEAVY VEHICLE OPERATED BY A PRIVATE MOTORIST AND INVOLVED IN THE TRANSPORT OF RECREATIONAL EQUIPMENT OR FACILITIES.
  - C. BUSES- A HEAVY VEHICLE INVOLVED IN THE TRANSPORTATION OF GROUPS OF PEOPLE.

| TIME                | PEDESTRIANS |         |         |         |            | HEAVY VEHICLES      |    |           |
|---------------------|-------------|---------|---------|---------|------------|---------------------|----|-----------|
|                     | APP. #1     | APP. #2 | APP. #3 | APP. #4 | 15 MIN TOT | TRUCKS              | RV | BUS       |
| 6:00-6:15AM         |             |         |         |         |            | 1                   |    |           |
| 6:15-6:30           |             |         |         |         |            | 1                   |    |           |
| 6:30-6:45           |             |         |         |         |            |                     | 2  |           |
| 6:45-7:00           |             |         |         |         |            |                     |    |           |
| <b>HOURLY TOTAL</b> |             |         |         |         |            | <b>HOURLY TOTAL</b> |    | <b>4</b>  |
| 7:00-7:15           |             |         |         |         |            | 1                   |    |           |
| 7:15-7:30           |             |         |         |         |            | 1                   |    |           |
| 7:30-7:45           |             |         |         |         |            | 1                   |    |           |
| 7:45-8:00           |             |         |         |         |            |                     |    |           |
| <b>HOURLY TOTAL</b> |             |         |         |         |            | <b>HOURLY TOTAL</b> |    | <b>3</b>  |
| 8:00-8:15           |             |         |         | 1       | 1          |                     |    |           |
| 8:15-8:30           |             |         |         |         |            |                     |    | 1         |
| 8:30-8:45           |             |         |         |         |            | 2                   |    |           |
| 8:45-9:00           |             |         |         |         |            | 3                   |    |           |
| <b>HOURLY TOTAL</b> |             |         |         |         |            | <b>HOURLY TOTAL</b> |    | <b>6</b>  |
| 9:00-9:15           |             |         |         |         |            | 2                   |    |           |
| 9:15-9:30           |             |         |         |         |            | 3                   |    |           |
| 9:30-9:45           |             |         |         |         |            | 1                   |    |           |
| 9:45-10:00          |             |         |         |         |            | 4                   |    |           |
| <b>HOURLY TOTAL</b> |             |         |         |         |            | <b>HOURLY TOTAL</b> |    | <b>10</b> |
| 10:00-10:15         |             |         |         |         |            | 3                   |    |           |
| 10:15-10:30         |             |         |         |         |            | 3                   |    |           |
| 10:30-10:45         |             |         |         |         |            | 4                   |    |           |
| 10:45-11:00         |             |         |         |         |            | 1                   |    |           |
| <b>HOURLY TOTAL</b> |             |         |         |         |            | <b>HOURLY TOTAL</b> |    | <b>11</b> |
| 11:00-11:15         |             |         |         |         |            |                     |    |           |
| 11:15-11:30         |             |         |         |         |            | 2                   |    |           |
| 11:30-11:45         |             |         |         |         |            | 3                   |    |           |
| 11:45-12:00         |             |         |         |         |            |                     |    |           |
| <b>HOURLY TOTAL</b> |             |         |         |         |            | <b>HOURLY TOTAL</b> |    | <b>5</b>  |
| 12:00-12:15         |             |         |         |         |            | 2                   |    |           |
| 12:15-12:30         |             |         |         |         |            | 2                   |    |           |
| 12:30-12:45         |             |         |         |         |            | 1                   |    |           |
| 12:45-1:00          |             |         |         |         |            | 1                   |    |           |
| <b>HOURLY TOTAL</b> |             |         |         |         |            | <b>HOURLY TOTAL</b> |    | <b>6</b>  |
| 1:00-1:15           |             |         |         |         |            | 3                   |    |           |
| 1:15-1:30           |             |         |         |         |            | 3                   |    |           |
| 1:30-1:45           |             |         |         |         |            | 3                   |    |           |
| 1:45-2:00           |             |         |         |         |            |                     |    | 1         |
| <b>HOURLY TOTAL</b> |             |         |         |         |            | <b>HOURLY TOTAL</b> |    | <b>10</b> |



NORTH

APP. #1=EB CSAH 18  
(BROADWAY AVE.)

APP. #2=  
SB NOTRE DAME ST.

APP. #3=WB CSAH 18  
(BROADWAY AVE.)

APP. #4=  
NB NOTRE DAME ST.

COUNT LOCATION:

CSAH 18 (BROADWAY AVE. NE) @  
NOTRE DAME ST. NE

DATE:

8/2/93

APP.  
#2

APP.  
#1

APP.  
#3

APP.  
#4

HEAVY VEHICLE- ANY VEHICLE HAVING MORE THAN  
FOUR TIRES TOUCHING THE PAVEMENT

- A. TRUCKS- A HEAVY VEHICLE INVOLVED PRIMARILY  
IN THE TRANSPORT OF GOODS OR IN THE DELIVERY  
OF A SERVICE.
- B. RV- A HEAVY VEHICLE OPERATED BY A PRIVATE  
MOTORIST AND INVOLVED IN THE TRANSPORT OF  
RECREATIONAL EQUIPMENT OR FACILITIES.
- C. BUSES- A HEAVY VEHICLE INVOLVED IN THE  
TRANSPORTATION OF GROUPS OF PEOPLE.

| TIME                | PEDESTRIANS |         |         |         |            | HEAVY VEHICLES      |    |           |
|---------------------|-------------|---------|---------|---------|------------|---------------------|----|-----------|
|                     | APP. #1     | APP. #2 | APP. #3 | APP. #4 | 15 MIN TOT | TRUCKS              | RV | BUS       |
| 2:00-2:15PM         |             |         |         |         |            | 6                   |    |           |
| 2:15-2:30           |             |         |         |         |            | 3                   |    |           |
| 2:30-2:45           |             |         |         |         |            | 4                   |    |           |
| 2:45-3:00           |             |         |         |         |            | 2                   |    |           |
| <b>HOURLY TOTAL</b> |             |         |         |         |            | <b>HOURLY TOTAL</b> |    | <b>15</b> |
| 3:00-3:15           |             |         |         |         |            | 4                   |    |           |
| 3:15-3:30           |             |         |         |         |            | 3                   | 1  |           |
| 3:30-3:45           |             |         |         |         |            |                     |    |           |
| 3:45-4:00           |             |         |         |         |            | 8                   |    |           |
| <b>HOURLY TOTAL</b> |             |         |         |         |            | <b>HOURLY TOTAL</b> |    | <b>16</b> |
| 4:00-4:15           |             |         |         |         |            | 6                   |    |           |
| 4:15-4:30           |             |         |         |         |            | 3                   |    |           |
| 4:30-4:45           |             |         |         | 4       | 4          | 7                   |    |           |
| 4:45-5:00           |             |         |         |         |            | 2                   |    |           |
| <b>HOURLY TOTAL</b> |             |         |         |         | 4          | <b>HOURLY TOTAL</b> |    | <b>18</b> |
| 5:00-5:15           |             |         |         |         |            | 3                   |    |           |
| 5:15-5:30           |             |         |         |         |            | 4                   |    |           |
| 5:30-5:45           |             |         |         |         |            | 5                   |    |           |
| 5:45-6:00           |             |         |         |         |            | 1                   |    |           |
| <b>HOURLY TOTAL</b> |             |         |         |         |            | <b>HOURLY TOTAL</b> |    | <b>13</b> |
| 6:00-6:15           |             |         |         |         |            | 2                   |    |           |
| 6:15-6:30           |             |         |         |         |            | 1                   |    |           |
| 6:30-6:45           |             |         | 1       |         | 1          | 1                   |    |           |
| 6:45-7:00           |             |         |         |         |            | 2                   |    |           |
| <b>HOURLY TOTAL</b> |             |         |         |         | 1          | <b>HOURLY TOTAL</b> |    | <b>6</b>  |
| 7:00-7:15           |             |         |         |         |            |                     |    |           |
| 7:15-7:30           |             |         |         |         |            | 1                   |    |           |
| 7:30-7:45           |             |         | 1       |         | 1          |                     | 1  |           |
| 7:45-8:00           |             |         |         |         |            | 2                   |    |           |
| <b>HOURLY TOTAL</b> |             |         |         |         | 1          | <b>HOURLY TOTAL</b> |    | <b>4</b>  |
| 8:00-8:15           |             | 1       |         |         | 1          |                     |    |           |
| 8:15-8:30           |             |         |         |         |            | 1                   |    |           |
| 8:30-8:45           |             |         |         |         |            | 1                   |    |           |
| 8:45-9:00           |             |         |         |         |            |                     |    |           |
| <b>HOURLY TOTAL</b> |             |         |         |         | 1          | <b>HOURLY TOTAL</b> |    | <b>2</b>  |
| 9:00-9:15           |             |         |         |         |            |                     |    |           |
| 9:15-9:30           |             |         |         |         |            |                     |    |           |
| 9:30-9:45           |             |         |         |         |            |                     |    |           |
| 9:45-10:00          |             |         |         |         |            |                     |    |           |
| <b>HOURLY TOTAL</b> |             |         |         |         |            | <b>HOURLY TOTAL</b> |    |           |