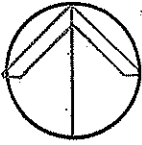


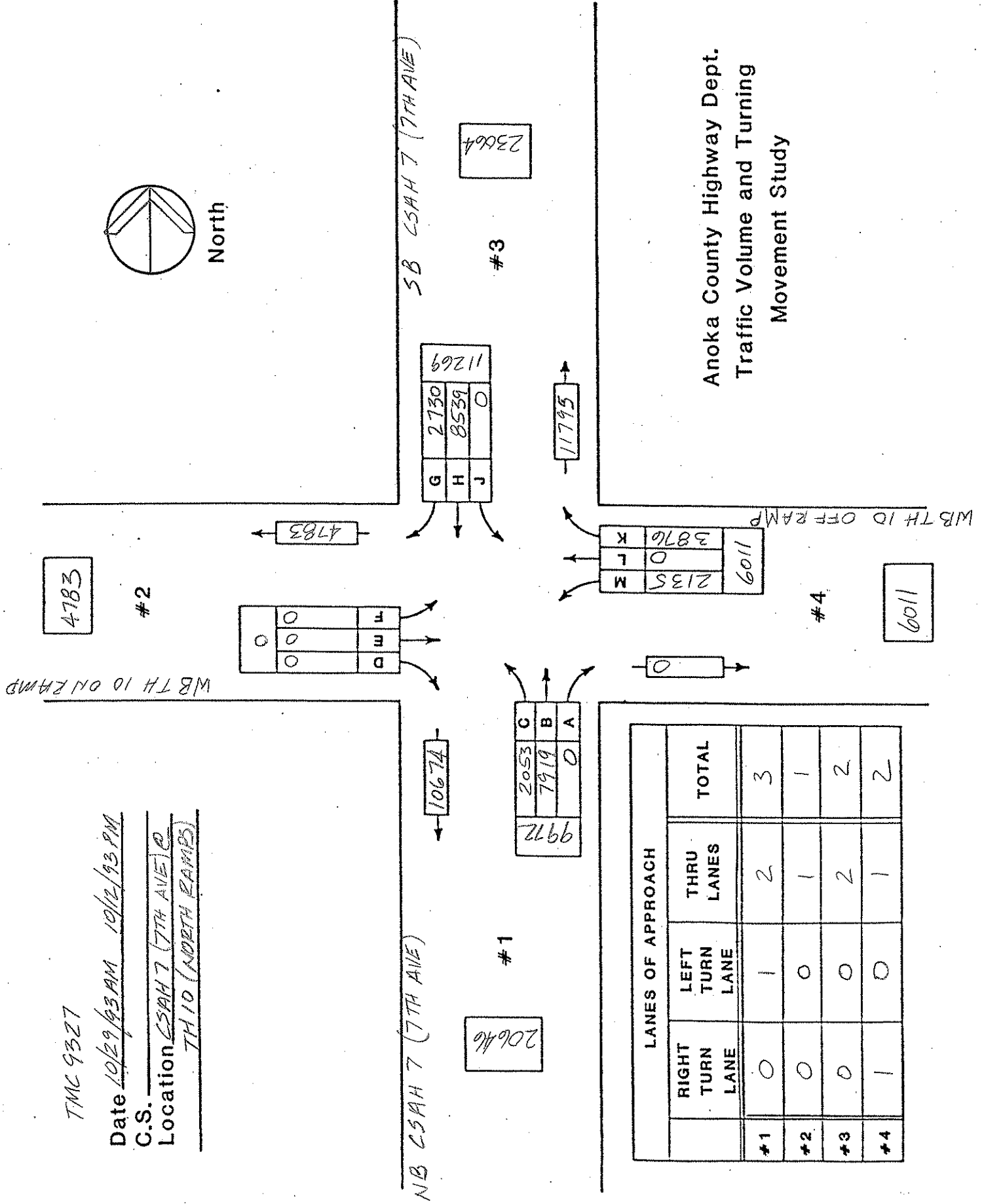
TMC 9327

Date 10/29/93 AM 10/12/93 PM

C.S. Location CSAH 7 (7TH AVE) @ TH 10 (NORTH RAMP)



North



4783

#2

| | | | |
|---|---|---|---|
| 0 | 0 | 0 | 0 |
| D | E | F | T |

10674

#1

20646

| | | | |
|------|---|------|------|
| 9972 | 0 | 7919 | 2053 |
| A | B | C | |

| | | | |
|-------|---|------|------|
| 11269 | 0 | 8539 | 2730 |
| J | | H | G |

#3

23664

11795

| | | | |
|------|------|---|------|
| 6011 | 2135 | 0 | 3876 |
| M | L | K | |

#4

6011

| | LANES OF APPROACH | | | TOTAL |
|----|-------------------|----------------|------------|-------|
| | RIGHT TURN LANE | LEFT TURN LANE | THRU LANES | |
| #1 | 0 | 1 | 2 | 3 |
| #2 | 0 | 0 | 1 | 1 |
| #3 | 0 | 0 | 2 | 2 |
| #4 | 1 | 0 | 1 | 2 |

Anoka County Highway Dept.
Traffic Volume and Turning
Movement Study

WBTH 10 OFF RAMP

WBTH 10 ON RAMP

NB CSAH 7 (7TH AVE)

SB CSAH 7 (7TH AVE)

ANOKA COUNTY HIGHWAY DEPARTMENT
 TRAFFIC ENGINEERING SECTION
 TRAFFIC VOLUME AND
 TURNING MOVEMENT STUDY

Site Code : 93270102
 Start Date: 10/20/93
 File I.D. : TMC93271
 Page : 1

WEATHER: CLEAR/70 CLEAR/75
 Counter : TDC EIGHT
 Counted by Naomi/Eileen

Vehicle group 1

| Date | CSAH 7 (7TH AVE) Southbound | | | | OFF RAMP TH 10 Westbound | | | | CSAH 7 (7TH AVE) Northbound | | | | Eastbound | | | | Vehicle Total | Other Total | | |
|----------|--------------------------------|-------|------|------|-----------------------------|-------|------|------|--------------------------------|-------|------|------|-----------|-------|------|------|------------------|----------------|------|-----|
| | Other | Right | Thru | Left | Other | Right | Thru | Left | Other | Right | Thru | Left | Other | Right | Thru | Left | | | | |
| 10/20/93 | | | | | | | | | | | | | | | | | | | | |
| 06:00 | 2 | 56 | 136 | 0 | 3 | 18 | 0 | 17 | 1 | 0 | 21 | 17 | 0 | 0 | 0 | 0 | 0 | 0 | 265 | 6 |
| 06:15 | 3 | 75 | 200 | 0 | 2 | 19 | 0 | 9 | 6 | 0 | 42 | 9 | 0 | 0 | 0 | 0 | 0 | 0 | 354 | 11 |
| 06:30 | 3 | 80 | 283 | 0 | 2 | 39 | 0 | 19 | 6 | 3 | 65 | 9 | 0 | 0 | 0 | 0 | 0 | 0 | 498 | 11 |
| 06:45 | 3 | 78 | 308 | 0 | 4 | 72 | 0 | 45 | 6 | 0 | 105 | 26 | 0 | 0 | 0 | 0 | 0 | 0 | 634 | 13 |
| Hr Total | 11 | 289 | 927 | 0 | 11 | 148 | 0 | 90 | 19 | 3 | 233 | 61 | 0 | 0 | 0 | 0 | 0 | 0 | 1751 | 41 |
| 07:00 | 9 | 80 | 234 | 0 | 4 | 61 | 0 | 38 | 12 | 6 | 133 | 59 | 0 | 0 | 0 | 0 | 0 | 0 | 611 | 25 |
| 07:15 | 20 | 71 | 249 | 0 | 2 | 45 | 0 | 46 | 10 | 0 | 136 | 36 | 0 | 0 | 0 | 0 | 0 | 0 | 583 | 32 |
| 07:30 | 14 | 43 | 288 | 0 | 1 | 48 | 0 | 67 | 15 | 0 | 77 | 22 | 0 | 0 | 0 | 0 | 0 | 0 | 545 | 30 |
| 07:45 | 25 | 75 | 246 | 0 | 9 | 66 | 0 | 94 | 7 | 0 | 92 | 34 | 0 | 0 | 0 | 0 | 0 | 0 | 607 | 41 |
| Hr Total | 68 | 269 | 1017 | 0 | 16 | 220 | 0 | 245 | 44 | 6 | 438 | 151 | 0 | 0 | 0 | 0 | 0 | 0 | 2346 | 128 |
| 08:00 | 16 | 45 | 164 | 0 | 2 | 64 | 0 | 65 | 15 | 0 | 76 | 28 | 0 | 0 | 0 | 0 | 0 | 0 | 442 | 33 |
| 08:15 | 9 | 29 | 166 | 0 | 7 | 44 | 0 | 51 | 5 | 0 | 64 | 22 | 0 | 0 | 0 | 0 | 0 | 0 | 376 | 21 |
| 08:30 | 18 | 44 | 157 | 0 | 3 | 43 | 0 | 37 | 10 | 0 | 74 | 24 | 0 | 0 | 0 | 0 | 0 | 0 | 379 | 31 |
| 08:45 | 11 | 27 | 146 | 0 | 2 | 26 | 0 | 29 | 6 | 0 | 65 | 21 | 0 | 0 | 0 | 0 | 0 | 0 | 314 | 19 |
| Hr Total | 54 | 145 | 633 | 0 | 14 | 177 | 0 | 182 | 36 | 0 | 279 | 95 | 0 | 0 | 0 | 0 | 0 | 0 | 1511 | 104 |
| 09:00 | 13 | 32 | 123 | 0 | 7 | 31 | 0 | 31 | 7 | 0 | 74 | 24 | 0 | 0 | 0 | 0 | 0 | 0 | 315 | 27 |
| 09:15 | 9 | 41 | 83 | 0 | 6 | 42 | 0 | 21 | 4 | 0 | 80 | 28 | 0 | 0 | 0 | 0 | 0 | 0 | 295 | 19 |
| 09:30 | 6 | 28 | 118 | 0 | 3 | 24 | 0 | 28 | 5 | 0 | 84 | 14 | 0 | 0 | 0 | 0 | 0 | 0 | 296 | 14 |
| 09:45 | 6 | 33 | 96 | 0 | 7 | 39 | 0 | 27 | 7 | 0 | 74 | 19 | 0 | 0 | 0 | 0 | 0 | 0 | 288 | 20 |
| Hr Total | 34 | 134 | 420 | 0 | 23 | 136 | 0 | 107 | 23 | 0 | 312 | 85 | 0 | 0 | 0 | 0 | 0 | 0 | 1194 | 80 |
| 10:00 | 5 | 28 | 90 | 0 | 4 | 32 | 0 | 26 | 5 | 0 | 86 | 21 | 0 | 0 | 0 | 0 | 0 | 0 | 283 | 14 |
| 10:15 | 8 | 39 | 114 | 0 | 2 | 20 | 0 | 27 | 10 | 0 | 75 | 31 | 0 | 0 | 0 | 0 | 0 | 0 | 306 | 20 |
| 10:30 | 11 | 26 | 97 | 0 | 6 | 29 | 0 | 23 | 4 | 0 | 80 | 24 | 0 | 0 | 0 | 0 | 0 | 0 | 279 | 21 |
| 10:45 | 9 | 29 | 97 | 0 | 5 | 29 | 0 | 32 | 4 | 0 | 96 | 20 | 0 | 0 | 0 | 0 | 0 | 0 | 303 | 18 |
| Hr Total | 33 | 122 | 398 | 0 | 17 | 110 | 0 | 108 | 23 | 0 | 337 | 96 | 0 | 0 | 0 | 0 | 0 | 0 | 1171 | 73 |
| 11:00 | 7 | 34 | 96 | 0 | 5 | 29 | 0 | 33 | 8 | 0 | 104 | 33 | 0 | 0 | 0 | 0 | 0 | 0 | 329 | 20 |
| 11:15 | 6 | 27 | 100 | 0 | 6 | 29 | 0 | 25 | 8 | 0 | 105 | 42 | 0 | 0 | 0 | 0 | 0 | 0 | 328 | 20 |
| 11:30 | 11 | 30 | 104 | 0 | 7 | 26 | 0 | 28 | 10 | 0 | 121 | 32 | 0 | 0 | 0 | 0 | 0 | 0 | 341 | 28 |
| 11:45 | 7 | 51 | 91 | 0 | 3 | 29 | 0 | 30 | 16 | 0 | 113 | 41 | 0 | 0 | 0 | 0 | 0 | 0 | 355 | 28 |
| Hr Total | 31 | 142 | 391 | 0 | 21 | 113 | 0 | 116 | 42 | 0 | 443 | 148 | 0 | 0 | 0 | 0 | 0 | 0 | 1353 | 94 |
| 12:00 | 7 | 46 | 110 | 0 | 5 | 33 | 0 | 24 | 11 | 0 | 130 | 32 | 0 | 0 | 0 | 0 | 0 | 0 | 375 | 23 |
| 12:15 | 7 | 27 | 112 | 0 | 7 | 35 | 0 | 30 | 8 | 0 | 133 | 30 | 0 | 0 | 0 | 0 | 0 | 0 | 367 | 23 |
| 12:30 | 8 | 29 | 120 | 0 | 1 | 52 | 0 | 36 | 6 | 0 | 105 | 29 | 0 | 0 | 0 | 0 | 0 | 0 | 371 | 13 |
| 12:45 | 10 | 46 | 103 | 0 | 3 | 28 | 0 | 33 | 8 | 0 | 108 | 27 | 0 | 0 | 0 | 0 | 0 | 0 | 345 | 23 |
| Hr Total | 32 | 148 | 445 | 0 | 16 | 148 | 0 | 123 | 33 | 0 | 476 | 118 | 0 | 0 | 0 | 0 | 0 | 0 | 1458 | 81 |

ANOKA COUNTY HIGHWAY DEPARTMENT
 TRAFFIC ENGINEERING SECTION
 TRAFFIC VOLUME AND
 TURNING MOVEMENT STUDY

Site Code : 93270102
 Start Date: 10/20/93
 File I.D. : TMC93271
 Page : 2

WEATHER: CLEAR/70 CLEAR/75
 Counter : TDC EIGHT
 Counted by Naomi/Eileen

Vehicle group 1

| Date | CSAH 7 (7TH AVE) Southbound | | | | OFF RAMP TH 10 Westbound | | | | CSAH 7 (7TH AVE) Northbound | | | | Eastbound | | | | Vehicle Total | Other Total | |
|----------|--------------------------------|-------|------|------|-----------------------------|-------|------|------|--------------------------------|-------|------|------|-----------|-------|------|------|------------------|----------------|-----|
| | Other | Right | Thru | Left | Other | Right | Thru | Left | Other | Right | Thru | Left | Other | Right | Thru | Left | | | |
| 10/20/93 | | | | | | | | | | | | | | | | | | | |
| 13:00 | 9 | 33 | 120 | 0 | 2 | 44 | 0 | 33 | 8 | 0 | 130 | 22 | 0 | 0 | 0 | 0 | 0 | 382 | 19 |
| 13:15 | 9 | 33 | 122 | 0 | 5 | 38 | 0 | 30 | 9 | 0 | 107 | 25 | 0 | 0 | 0 | 0 | 0 | 355 | 23 |
| 13:30 | 5 | 25 | 112 | 0 | 7 | 38 | 0 | 38 | 9 | 0 | 95 | 38 | 0 | 0 | 0 | 0 | 0 | 346 | 21 |
| 13:45 | 7 | 36 | 109 | 0 | 6 | 43 | 0 | 29 | 13 | 0 | 100 | 27 | 0 | 0 | 0 | 0 | 0 | 344 | 26 |
| Hr Total | 30 | 127 | 463 | 0 | 20 | 163 | 0 | 130 | 39 | 0 | 432 | 112 | 0 | 0 | 0 | 0 | 0 | 1427 | 89 |
| 14:00 | 12 | 32 | 113 | 0 | 6 | 37 | 0 | 35 | 19 | 0 | 147 | 54 | 0 | 0 | 0 | 0 | 0 | 418 | 37 |
| 14:15 | 19 | 64 | 204 | 0 | 3 | 53 | 0 | 46 | 8 | 0 | 111 | 35 | 0 | 0 | 0 | 0 | 0 | 513 | 30 |
| 14:30 | 10 | 33 | 202 | 0 | 5 | 61 | 0 | 53 | 6 | 0 | 121 | 29 | 0 | 0 | 0 | 0 | 0 | 499 | 21 |
| 14:45 | 10 | 39 | 154 | 0 | 6 | 81 | 0 | 56 | 11 | 0 | 140 | 34 | 0 | 0 | 0 | 0 | 0 | 504 | 27 |
| Hr Total | 51 | 168 | 673 | 0 | 20 | 232 | 0 | 190 | 44 | 0 | 519 | 152 | 0 | 0 | 0 | 0 | 0 | 1934 | 115 |
| 15:00 | 10 | 49 | 134 | 0 | 2 | 71 | 0 | 44 | 16 | 0 | 225 | 142 | 0 | 0 | 0 | 0 | 0 | 665 | 28 |
| 15:15 | 6 | 42 | 121 | 0 | 6 | 79 | 0 | 49 | 13 | 0 | 177 | 59 | 0 | 0 | 0 | 0 | 0 | 527 | 25 |
| 15:30 | 8 | 52 | 177 | 0 | 3 | 98 | 0 | 42 | 6 | 0 | 159 | 46 | 0 | 0 | 0 | 0 | 0 | 574 | 17 |
| 15:45 | 12 | 43 | 133 | 0 | 4 | 114 | 0 | 49 | 10 | 0 | 193 | 48 | 0 | 0 | 0 | 0 | 0 | 580 | 26 |
| Hr Total | 36 | 186 | 565 | 0 | 15 | 362 | 0 | 184 | 45 | 0 | 754 | 295 | 0 | 0 | 0 | 0 | 0 | 2346 | 96 |
| 16:00 | 6 | 43 | 126 | 0 | 5 | 112 | 0 | 51 | 5 | 0 | 209 | 63 | 0 | 0 | 0 | 0 | 0 | 604 | 16 |
| 16:15 | 10 | 42 | 123 | 0 | 4 | 147 | 0 | 49 | 7 | 0 | 181 | 47 | 0 | 0 | 0 | 0 | 0 | 589 | 21 |
| 16:30 | 13 | 39 | 144 | 0 | 6 | 144 | 0 | 44 | 5 | 0 | 224 | 62 | 0 | 0 | 0 | 0 | 0 | 657 | 24 |
| 16:45 | 3 | 32 | 168 | 0 | 5 | 150 | 0 | 58 | 6 | 0 | 236 | 54 | 0 | 0 | 0 | 0 | 0 | 698 | 14 |
| Hr Total | 32 | 156 | 561 | 0 | 20 | 553 | 0 | 202 | 23 | 0 | 850 | 226 | 0 | 0 | 0 | 0 | 0 | 2548 | 75 |
| 17:00 | 2 | 49 | 144 | 0 | 4 | 148 | 0 | 53 | 2 | 0 | 240 | 51 | 0 | 0 | 0 | 0 | 0 | 685 | 8 |
| 17:15 | 2 | 52 | 129 | 0 | 0 | 148 | 0 | 48 | 13 | 0 | 234 | 38 | 0 | 0 | 0 | 0 | 0 | 649 | 15 |
| 17:30 | 5 | 52 | 142 | 0 | 3 | 138 | 0 | 32 | 3 | 0 | 199 | 48 | 0 | 0 | 0 | 0 | 0 | 611 | 11 |
| 17:45 | 4 | 49 | 146 | 0 | 6 | 132 | 0 | 50 | 2 | 0 | 186 | 37 | 0 | 0 | 0 | 0 | 0 | 600 | 12 |
| Hr Total | 13 | 202 | 561 | 0 | 13 | 566 | 0 | 183 | 20 | 0 | 859 | 174 | 0 | 0 | 0 | 0 | 0 | 2545 | 46 |
| 18:00 | 3 | 68 | 136 | 0 | 3 | 115 | 0 | 38 | 4 | 0 | 172 | 41 | 0 | 0 | 0 | 0 | 0 | 570 | 10 |
| 18:15 | 5 | 62 | 112 | 0 | 1 | 105 | 0 | 32 | 2 | 0 | 140 | 25 | 0 | 0 | 0 | 0 | 0 | 476 | 8 |
| 18:30 | 1 | 47 | 122 | 0 | 2 | 76 | 0 | 21 | 4 | 0 | 175 | 20 | 0 | 0 | 0 | 0 | 0 | 461 | 6 |
| 18:45 | 1 | 46 | 148 | 0 | 2 | 93 | 0 | 17 | 1 | 0 | 214 | 22 | 0 | 0 | 0 | 0 | 0 | 540 | 5 |
| Hr Total | 10 | 223 | 518 | 0 | 8 | 389 | 0 | 108 | 11 | 0 | 701 | 108 | 0 | 0 | 0 | 0 | 0 | 2047 | 29 |
| 19:00 | 2 | 48 | 107 | 0 | 1 | 80 | 0 | 18 | 1 | 0 | 220 | 31 | 0 | 0 | 0 | 0 | 0 | 504 | 7 |
| 19:15 | 3 | 35 | 86 | 0 | 1 | 59 | 0 | 25 | 1 | 0 | 130 | 23 | 0 | 0 | 0 | 0 | 0 | 358 | 5 |
| 19:30 | 1 | 42 | 94 | 0 | 0 | 43 | 0 | 14 | 0 | 0 | 123 | 19 | 0 | 0 | 0 | 0 | 0 | 335 | 4 |
| 19:45 | 3 | 31 | 105 | 0 | 1 | 43 | 0 | 10 | 2 | 0 | 74 | 18 | 0 | 0 | 0 | 0 | 0 | 281 | 3 |
| Hr Total | 9 | 156 | 392 | 0 | 3 | 225 | 0 | 67 | 4 | 0 | 547 | 91 | 0 | 0 | 0 | 0 | 0 | 1478 | 16 |

WEATHER: CLEAR/70 CLEAR/75
 Counter : TDC EIGHT
 Counted by Naomi/Eileen

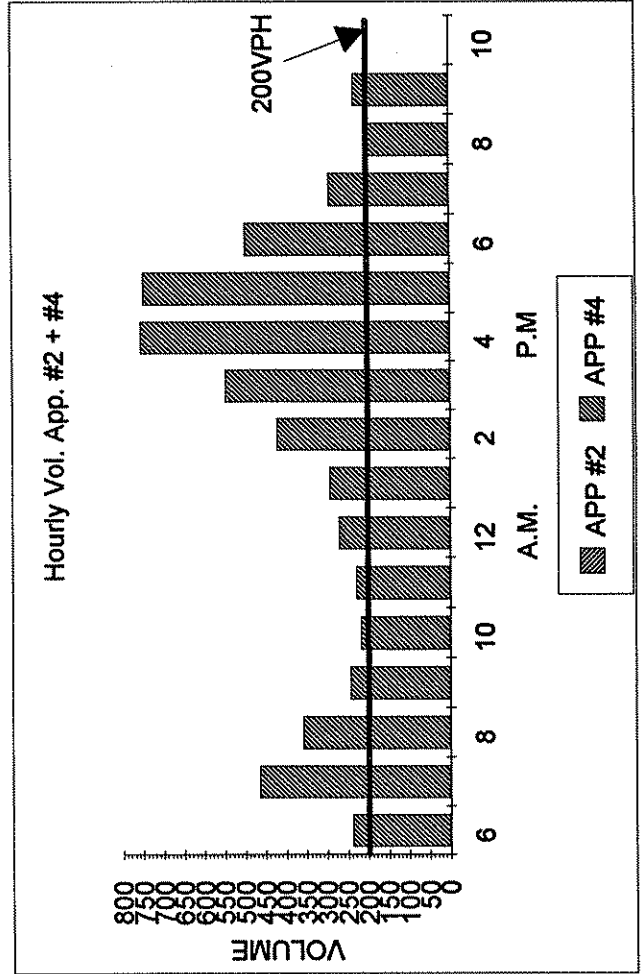
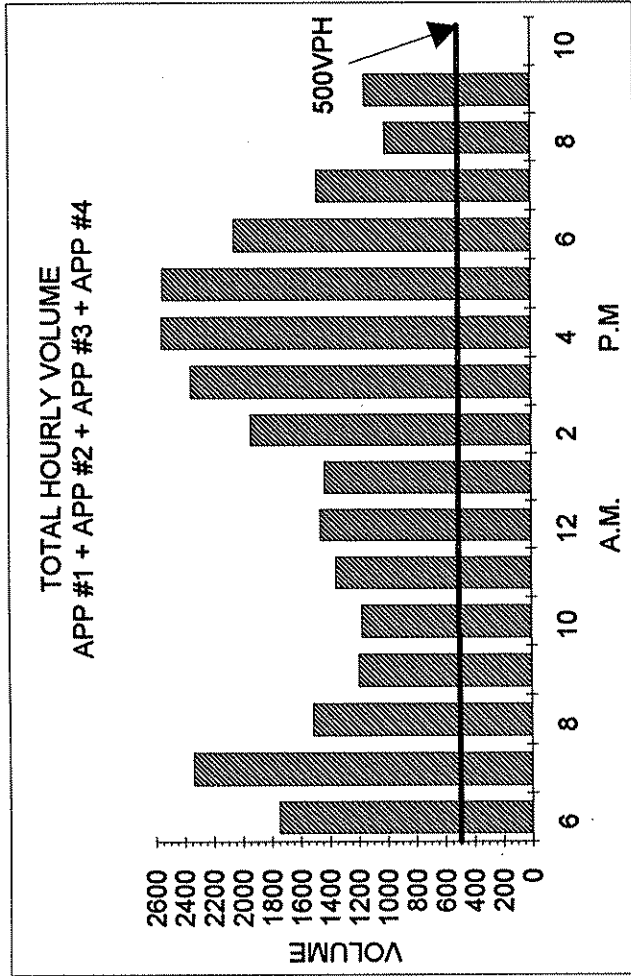
ANOKA COUNTY HIGHWAY DEPARTMENT
 TRAFFIC ENGINEERING SECTION
 TRAFFIC VOLUME AND
 TURNING MOVEMENT STUDY

Site Code : 93270102
 Start Date: 10/20/93
 File I.D. : TMC93271
 Page : 3

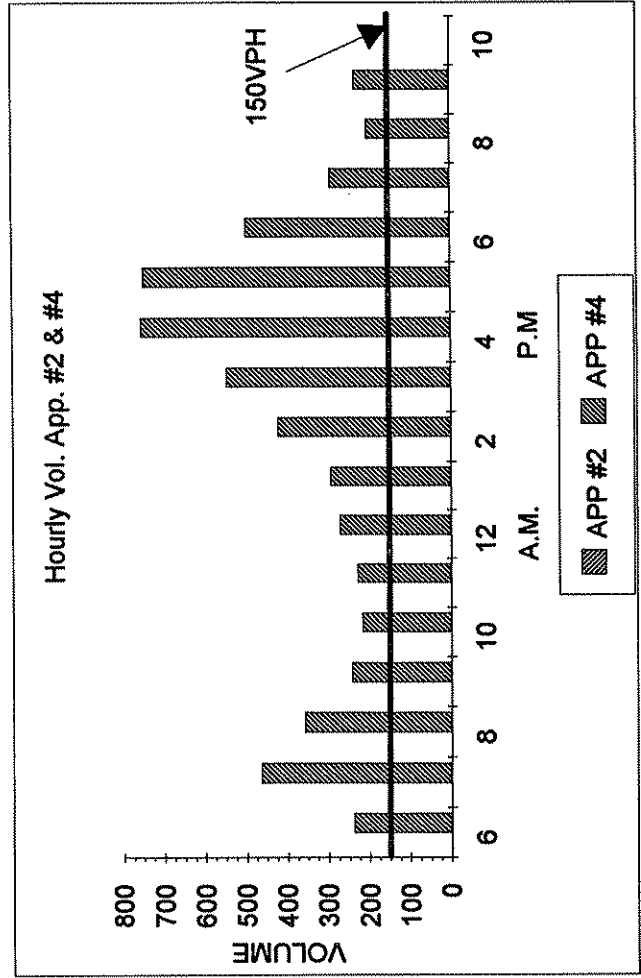
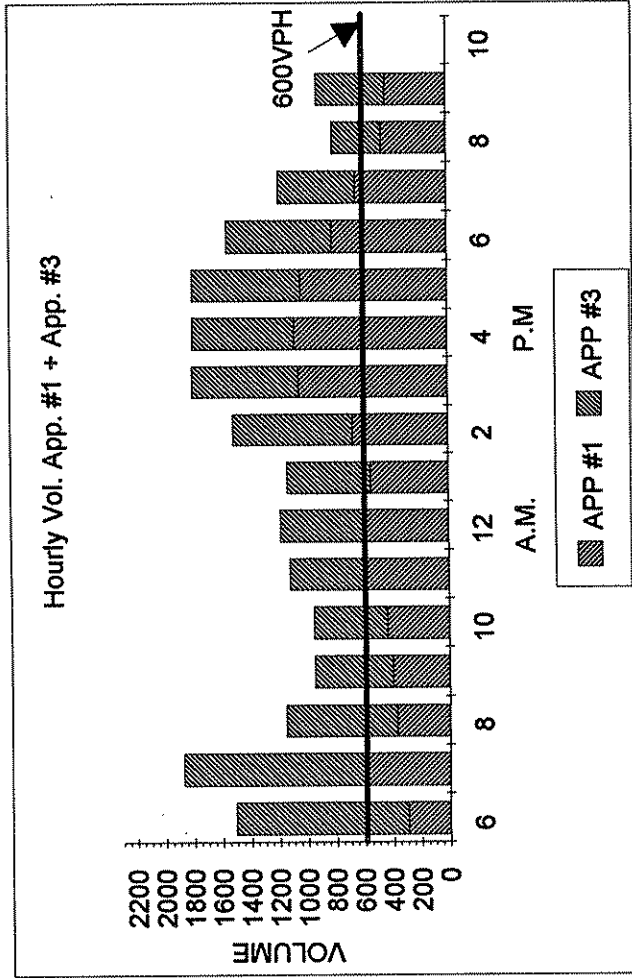
Vehicle group 1

| Date | CSAH 7 (7TH AVE) Southbound | | | | OFF RAMP TH 10 Westbound | | | | CSAH 7 (7TH AVE) Northbound | | | | Eastbound | | | | Vehicle Total | Other Total |
|----------|--------------------------------|-------|------|------|-----------------------------|-------|------|------|--------------------------------|-------|------|------|-----------|-------|------|------|------------------|----------------|
| | Other | Right | Thru | Left | Other | Right | Thru | Left | Other | Right | Thru | Left | Other | Right | Thru | Left | | |
| 10/20/93 | | | | | | | | | | | | | | | | | | |
| 20:00 | 1 | 15 | 85 | 0 | 1 | 34 | 0 | 15 | 0 | 0 | 124 | 12 | 0 | 0 | 0 | 0 | 285 | |
| 20:15 | 2 | 31 | 63 | 0 | 0 | 34 | 0 | 14 | 1 | 0 | 99 | 16 | 0 | 0 | 0 | 0 | 257 | |
| 20:30 | 1 | 41 | 46 | 0 | 1 | 30 | 0 | 14 | 0 | 0 | 83 | 11 | 0 | 0 | 0 | 0 | 225 | |
| 20:45 | 0 | 18 | 50 | 0 | 2 | 46 | 0 | 15 | 2 | 0 | 87 | 23 | 0 | 0 | 0 | 0 | 239 | |
| Hr Total | 4 | 105 | 244 | 0 | 4 | 144 | 0 | 58 | 3 | 0 | 393 | 62 | 0 | 0 | 0 | 0 | 1006 | 11 |
| 21:00 | 1 | 29 | 57 | 0 | 0 | 53 | 0 | 7 | 3 | 0 | 100 | 27 | 0 | 0 | 0 | 0 | 273 | |
| 21:15 | 2 | 74 | 117 | 0 | 1 | 53 | 0 | 12 | 0 | 0 | 98 | 21 | 0 | 0 | 0 | 0 | 375 | |
| 21:30 | 0 | 35 | 123 | 0 | 1 | 46 | 0 | 16 | 1 | 0 | 80 | 10 | 0 | 0 | 0 | 0 | 310 | |
| 21:45 | 0 | 20 | 34 | 0 | 0 | 38 | 0 | 7 | 1 | 0 | 68 | 21 | 0 | 0 | 0 | 0 | 188 | |
| Hr Total | 3 | 158 | 331 | 0 | 2 | 190 | 0 | 42 | 5 | 0 | 346 | 79 | 0 | 0 | 0 | 0 | 1146 | 10 |
| *TOTAL* | 451 | 2730 | 8539 | 0 | 223 | 3876 | 0 | 2135 | 414 | 9 | 7919 | 2053 | 0 | 0 | 0 | 0 | 27261 | 1088 |

TMC9327 STOP WARRANT STUDY



TMC9327 SIGNAL WARRANT 1 STUDY



TMC9327 SIGNAL WARRANT 2 STUDY

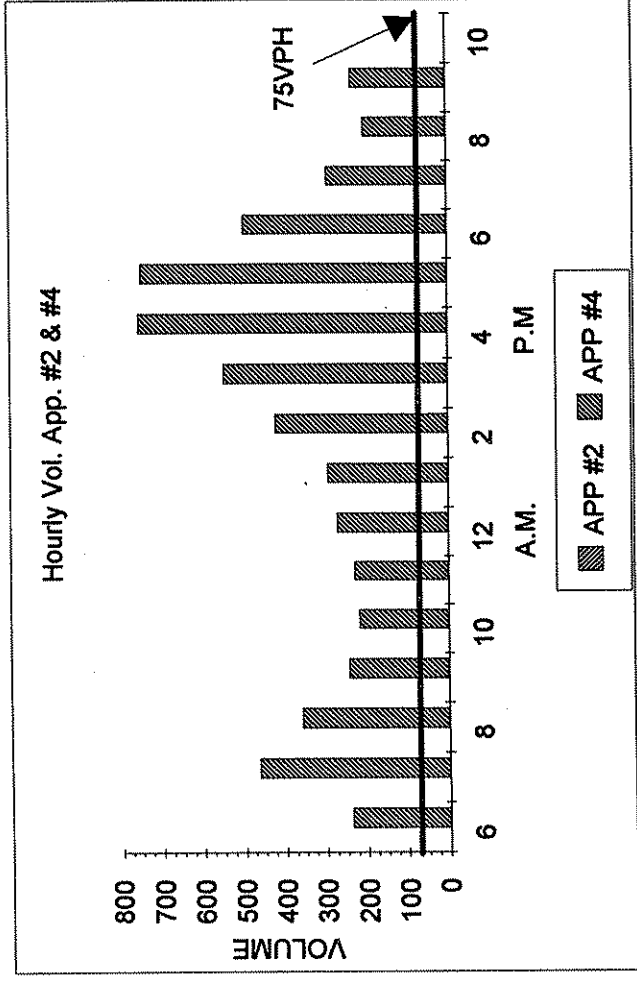
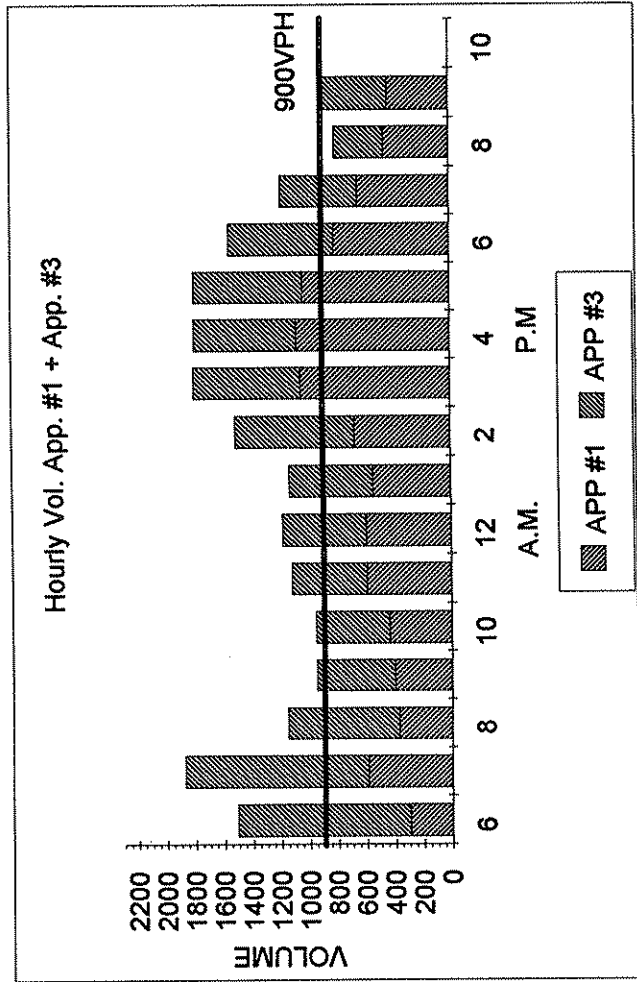
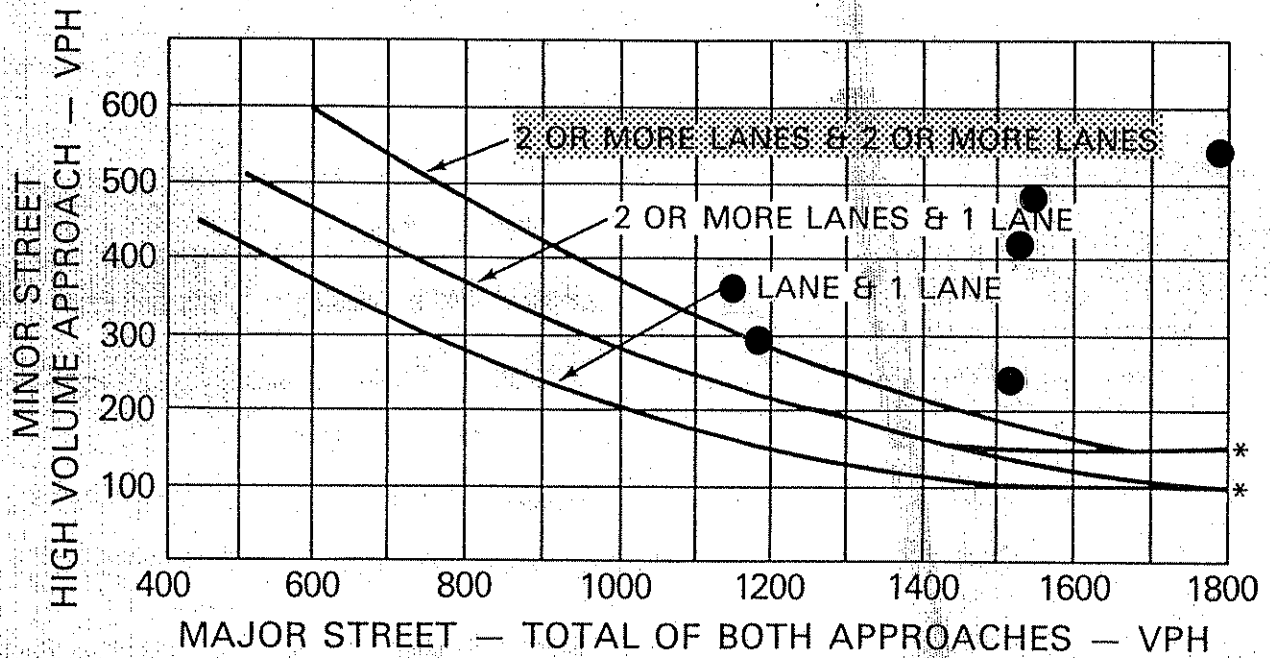


FIGURE 4-5. PEAK HOUR VOLUME WARRANT



*NOTE: 150 VPH APPLIES AS THE LOWER THRESHOLD VOLUME FOR A MINOR STREET APPROACH WITH TWO OR MORE LANES AND 100 VPH APPLIES AS THE LOWER THRESHOLD VOLUME FOR A MINOR STREET APPROACHING WITH ONE LANE.

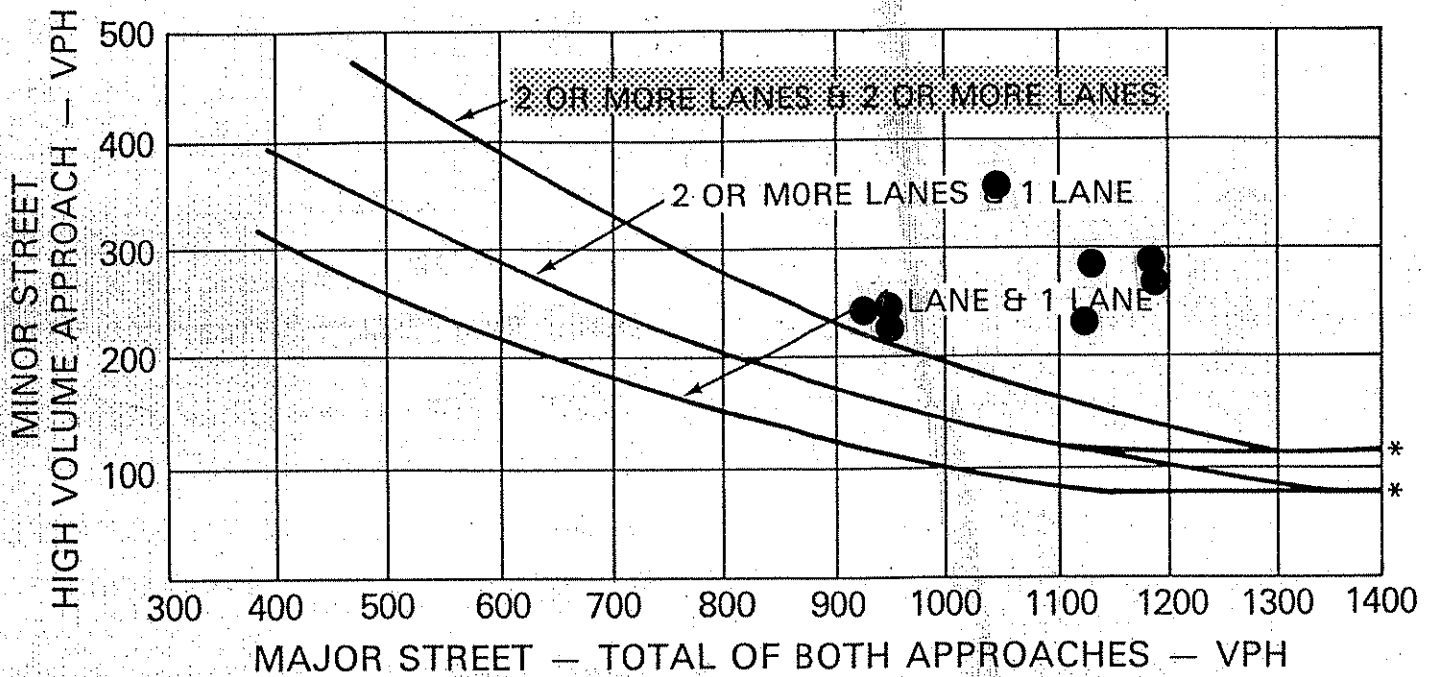
● = VOLUMES WHICH EXCEEDED THE THRESHOLD AND ARE REPRESENTED ON THE GRAPH.

★ = VOLUMES WHICH EXCEEDED THE THRESHOLD BUT CANNOT BE REPRESENTED ON THE GRAPH.

| TIME | MAJOR STREETS (VPH) | MINOR STREET (VPH) |
|------------|---------------------|--------------------|
| ● 6-7 am | 1510 | 238 |
| ★ 7-8 am | 1875 | 465 |
| ● 8-9 am | 1152 | 359 |
| ● 9-10 am | 951 | 243 |
| ● 10-11 am | 953 | 218 |
| ● 11-12 pm | 1124 | 229 |
| ● 12-1 pm | 1187 | 271 |
| ● 1-2 pm | 1134 | 293 |
| ● 2-3 pm | 1512 | 422 |
| ● 3-4 pm | 1800 | 546 |
| ★ 4-5 pm | 1793 | 755 |
| ★ 5-6 pm | 1796 | 749 |
| ● 6-7 pm | 1550 | 497 |
| ● 7-8 pm | 1186 | 292 |
| ● 8-9 pm | 804 | 202 |
| ● 9-10 pm | 914 | 232 |

TMC9337 CSAH 7 (7TH AVE) @ TH 10 NORTH RAMPS

FIGURE 4-7. FOUR HOUR VOLUME WARRANT



*NOTE: 115 VPH APPLIES AS THE LOWER THRESHOLD VOLUME FOR A MINOR STREET APPROACH WITH TWO OR MORE LANES AND 80 VPH APPLIES AS THE LOWER THRESHOLD VOLUME FOR A MINOR STREET APPROACHING WITH ONE LANE.

● = VOLUMES WHICH EXCEEDED THE THRESHOLD AND ARE REPRESENTED ON THE GRAPH.

★ = VOLUMES WHICH EXCEEDED THE THRESHOLD BUT CANNOT BE REPRESENTED ON THE GRAPH.

‡

| TIME | MAJOR STREETS (VPH) | MINOR STREET (VPH) |
|------------|---------------------|--------------------|
| ★ 6-7 am | 1510 | 238 |
| ★ 7-8 am | 1875 | 465 |
| ● 8-9 am | 1152 | 359 |
| ● 9-10 am | 951 | 243 |
| ● 10-11 am | 953 | 218 |
| ● 11-12 pm | 1124 | 229 |
| ● 12-1 pm | 1187 | 271 |
| ● 1-2 pm | 1134 | 293 |
| ★ 2-3 pm | 1512 | 422 |
| ★ 3-4 pm | 1800 | 546 |
| ★ 4-5 pm | 1793 | 755 |
| ★ 5-6 pm | 1796 | 749 |
| ★ 6-7 pm | 1550 | 497 |
| ● 7-8 pm | 1186 | 292 |
| ● 8-9 pm | 804 | 202 |
| ● 9-10 pm | 914 | 232 |

TMC9337 CSAH 7 (7TH AVE) @ TH 10 NORTH RAMPS

COUNT LOCATION: CSAH 7 (7 TH AVE) @
TH 10 NORTH RAMPS

DATE: 10/20/93
10/18/93

NORTH

APP. #1=NB CSAH 7
(7TH AVE)
APP. #2=EB TH 10
OFF RAMP
APP. #3=SB CSAH 7
(7TH AVE)
APP. #4=EB TH 10
ON RAMP

APP.
#2

APP.
#1

APP.
#3

APP.
#4

- HEAVY VEHICLE- ANY VEHICLE HAVING MORE THAN FOUR TIRES TOUCHING THE PAVEMENT
- A. TRUCKS- A HEAVY VEHICLE INVOLVED PRIMARILY IN THE TRANSPORT OF GOODS OR IN THE DELIVERY OF A SERVICE.
 - B. RV- A HEAVY VEHICLE OPERATED BY A PRIVATE MOTORIST AND INVOLVED IN THE TRANSPORT OF RECREATIONAL EQUIPMENT OR FACILITIES.
 - C. BUSES- A HEAVY VEHICLE INVOLVED IN THE TRANSPORTATION OF GROUPS OF PEOPLE.

| TIME | PEDESTRIANS | | | | | HEAVY VEHICLES | | |
|---------------------|-------------|---------|---------|---------|------------|---------------------|----|------------|
| | APP. #1 | APP. #2 | APP. #3 | APP. #4 | 15 MIN TOT | TRUCKS | RV | BUS |
| 6:00-6:15AM | | | | | | 4 | | 2 |
| 6:15-6:30 | | | | | | 6 | | 5 |
| 6:30-6:45 | 1 | | | | 1 | 3 | | 7 |
| 6:45-7:00 | | | | | | 5 | | 8 |
| HOURLY TOTAL | | | | | 1 | HOURLY TOTAL | | 40 |
| 7:00-7:15 | | | | | | 6 | | 13 |
| 7:15-7:30 | | | | | | 11 | | 19 |
| 7:30-7:45 | | | | | | 16 | | 14 |
| 7:45-8:00 | | | | | | 25 | | 19 |
| HOURLY TOTAL | | | | | | HOURLY TOTAL | | 123 |
| 8:00-8:15 | | 4 | | 1 | 5 | 21 | | 13 |
| 8:15-8:30 | | | | | | 14 | | 6 |
| 8:30-8:45 | | 4 | | | | 23 | | 9 |
| 8:45-9:00 | | | | | | 11 | | 7 |
| HOURLY TOTAL | | | | | 5 | HOURLY TOTAL | | 104 |
| 9:00-9:15 | | | | | | 23 | | 5 |
| 9:15-9:30 | | | | | | 12 | | 7 |
| 9:30-9:45 | | | | 1 | 1 | 13 | | 1 |
| 9:45-10:00 | | 2 | | | 2 | 19 | | 2 |
| HOURLY TOTAL | | | | | 3 | HOURLY TOTAL | | 82 |
| 10:00-10:15 | | | | 1 | 1 | 10 | | 4 |
| 10:15-10:30 | | | | 1 | 1 | 19 | | 1 |
| 10:30-10:45 | | | | | | 18 | | 2 |
| 10:45-11:00 | | | | | | 18 | | |
| HOURLY TOTAL | | | | | 2 | HOURLY TOTAL | | 72 |
| 11:00-11:15 | | 6 | | | 6 | 15 | | 5 |
| 11:15-11:30 | | 6 | | | 6 | 17 | | 3 |
| 11:30-11:45 | | | | | | 22 | | 5 |
| 11:45-12:00 | | 1 | | | 1 | 14 | | 11 |
| HOURLY TOTAL | | | | | 13 | HOURLY TOTAL | | 92 |
| 12:00-12:15 | | 1 | | | 1 | 17 | | 7 |
| 12:15-12:30 | | | | 1 | 1 | 17 | | 5 |
| 12:30-12:45 | | | | | | 13 | | 1 |
| 12:45-1:00 | | | | | | 14 | | 7 |
| HOURLY TOTAL | | | | | 2 | HOURLY TOTAL | | 81 |
| 1:00-1:15 | | | | | | 16 | | 2 |
| 1:15-1:30 | | | | 1 | 1 | 20 | 1 | 2 |
| 1:30-1:45 | | 3 | | | 3 | 19 | | 2 |
| 1:45-2:00 | | 3 | | | 3 | 22 | | 6 |
| HOURLY TOTAL | | | | | 7 | HOURLY TOTAL | | 90 |

COUNT LOCATION:

CSAH 7 (7TH AVE) @
TH 10 NORTH RAMPS

DATE:

10/12/93
10/13/93

NORTH

APP. #1=NB CSAH 7
(7TH AVE)
APP. #2=EB TH 10
OFF RAMP
APP. #3=SB CSAH 7
(7TH AVE)
APP. #4=WB TH 10
ON RAMP

APP.
#2

APP.
#1

APP.
#3

APP.
#4

- HEAVY VEHICLE- ANY VEHICLE HAVING MORE THAN FOUR TIRES TOUCHING THE PAVEMENT
- A. TRUCKS- A HEAVY VEHICLE INVOLVED PRIMARILY IN THE TRANSPORT OF GOODS OR IN THE DELIVERY OF A SERVICE.
 - B. RV- A HEAVY VEHICLE OPERATED BY A PRIVATE MOTORIST AND INVOLVED IN THE TRANSPORT OF RECREATIONAL EQUIPMENT OR FACILITIES.
 - C. BUSES- A HEAVY VEHICLE INVOLVED IN THE TRANSPORTATION OF GROUPS OF PEOPLE.

| TIME | PEDESTRIANS | | | | | HEAVY VEHICLES | | |
|---------------------|-------------|---------|---------|---------|------------|---------------------|----|------------|
| | APP. #1 | APP. #2 | APP. #3 | APP. #4 | 15 MIN TOT | TRUCKS | RV | BUS |
| 2:00-2:15PM | | | 3 | | 3 | 24 | | 12 |
| 2:15-2:30 | 3 | | 1 | | 4 | 18 | | 11 |
| 2:30-2:45 | 1 | | 3 | | 4 | 16 | | 7 |
| 2:45-3:00 | | | 1 | | 1 | 18 | | 7 |
| HOURLY TOTAL | | | | | 12 | HOURLY TOTAL | | 113 |
| 3:00-3:15 | 1 | | 3 | | 4 | 15 | | 16 |
| 3:15-3:30 | 3 | | 1 | | 4 | 15 | | 10 |
| 3:30-3:45 | 1 | | 1 | | 2 | 10 | | 8 |
| 3:45-4:00 | 3 | | | | 3 | 17 | | 8 |
| HOURLY TOTAL | | | | | 13 | HOURLY TOTAL | | 99 |
| 4:00-4:15 | | | 1 | 1 | 2 | 10 | | 7 |
| 4:15-4:30 | | | 1 | | 1 | 14 | | 8 |
| 4:30-4:45 | 3 | | 3 | | 6 | 14 | | 9 |
| 4:45-5:00 | 2 | | 1 | | 3 | 9 | | 5 |
| HOURLY TOTAL | | | | | 12 | HOURLY TOTAL | | 76 |
| 5:00-5:15 | 1 | | 1 | | 2 | 7 | | 1 |
| 5:15-5:30 | | | | | | 6 | | 9 |
| 5:30-5:45 | 1 | | 1 | | 2 | 6 | | 5 |
| 5:45-6:00 | | | 2 | | 2 | 10 | | 2 |
| HOURLY TOTAL | | | | | 6 | HOURLY TOTAL | | 46 |
| 6:00-6:15 | 1 | | 4 | | 5 | 5 | | 5 |
| 6:15-6:30 | 2 | | | | 2 | 3 | | 5 |
| 6:30-6:45 | | | | | | 4 | | 3 |
| 6:45-7:00 | | | 1 | | 1 | 3 | | |
| HOURLY TOTAL | | | | | 8 | HOURLY TOTAL | | 28 |
| 7:00-7:15 | | | 1 | | 1 | 1 | | 2 |
| 7:15-7:30 | | | 2 | | 2 | 4 | | 1 |
| 7:30-7:45 | | | | | | 1 | | |
| 7:45-8:00 | | | 1 | | 1 | 6 | | |
| HOURLY TOTAL | | | | | 4 | HOURLY TOTAL | | 15 |
| 8:00-8:15 | 1 | | 2 | | 3 | 1 | | 1 |
| 8:15-8:30 | | | 1 | | 1 | 2 | | 1 |
| 8:30-8:45 | 1 | | | | 1 | 2 | | |
| 8:45-9:00 | | | 1 | | 1 | 4 | | |
| HOURLY TOTAL | | | | | 6 | HOURLY TOTAL | | 11 |
| 9:00-9:15 | 1 | | | | 1 | 3 | | 1 |
| 9:15-9:30 | 2 | | | | 2 | 1 | | 2 |
| 9:30-9:45 | | | | | | 2 | | |
| 9:45-10:00 | | | 2 | | 2 | | | 1 |
| HOURLY TOTAL | | | | | 5 | HOURLY TOTAL | | 10 |