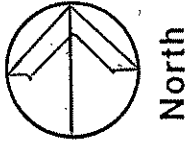


TMC 9329

Date 8/27/93 AM 8/30/93 PM

C.S. Location CSAH 7 @ 7th Ave. @ CR 116 (BUNKER LK BLVD.)



North

#2
8182
WB CR 116 (BUNKER LK BLVD.)

| | |
|---|------|
| A | 1180 |
| B | 1843 |
| C | 1084 |
| D | A107 |

6360

#1
13032

| | |
|---|------|
| A | 221 |
| B | 4884 |
| C | 1567 |
| D | 6672 |

NB CSAH 7 (7th Ave)

SB CSAH 7 (7th Ave)

| | |
|---|------|
| G | 984 |
| H | 4996 |
| J | 497 |
| K | 6477 |

#3
12949

6472

| | |
|---|------|
| M | 184 |
| L | 1517 |
| K | 504 |
| N | 2205 |

#4
A765
EB CR 116 (BUNKER LK BLVD.)

| | LANES OF APPROACH | | | TOTAL |
|----|-------------------|----------------|------------|-------|
| | RIGHT TURN LANE | LEFT TURN LANE | THRU LANES | |
| #1 | 1 | 1 | 1 | 3 |
| #2 | 1 | 1 | 2 | 4 |
| #3 | 1 | 1 | 1 | 3 |
| #4 | 1 | 1 | 1 | 3 |

Anoka County Highway Dept.
Traffic Volume and Turning
Movement Study

ANOKA COUNTY HIGHWAY DEPARTMENT
TRAFFIC ENGINEERING SECTION
TRAFFIC VOLUME AND
TURNING MOVEMENT STUDY

Site Code : 93290101
Start Date: 08/27/93
File I.D. : TMC9329)
Page : 1

WEATHER: CLEAR/70 CLEAR/75
Counter : TDC EIGHT
Counted by Naomi/Eileen

Vehicle group 1

| Date | SB CSAH 7 (7TH AVE) Southbound | | | | WB CR 116 (BUNKER LK BLVD) Westbound | | | | NB CSAH 7 (7TH AVE) Northbound | | | | EB CR 116 (BUNKER LK BLVD) Eastbound | | | | Vehicle Total | Other Total | |
|----------|-----------------------------------|-------|------|------|---|-------|------|------|-----------------------------------|-------|------|------|---|-------|------|------|------------------|----------------|--|
| | Other | Right | Thru | Left | Other | Right | Thru | Left | Other | Right | Thru | Left | Other | Right | Thru | Left | | | |
| 08/27/93 | | | | | | | | | | | | | | | | | | | |
| 06:00 | 1 | 14 | 124 | 4 | 0 | 1 | 10 | 1 | 0 | 0 | 7 | 3 | 0 | 11 | 9 | 6 | 190 | 1 | |
| 06:15 | 0 | 20 | 187 | 6 | 0 | 1 | 10 | 0 | 0 | 1 | 5 | 8 | 0 | 14 | 10 | 2 | 264 | 0 | |
| 06:30 | 1 | 22 | 220 | 11 | 2 | 4 | 22 | 0 | 0 | 0 | 13 | 14 | 3 | 28 | 17 | 15 | 366 | 6 | |
| 06:45 | 3 | 32 | 219 | 10 | 0 | 2 | 17 | 1 | 0 | 1 | 28 | 14 | 2 | 37 | 25 | 8 | 394 | 5 | |
| Hr Total | 5 | 88 | 750 | 31 | 2 | 8 | 59 | 2 | 0 | 2 | 53 | 39 | 5 | 90 | 61 | 31 | 1214 | 12 | |
| 07:00 | 4 | 32 | 196 | 7 | 1 | 4 | 9 | 3 | 1 | 1 | 31 | 4 | 0 | 18 | 20 | 3 | 328 | 6 | |
| 07:15 | 0 | 29 | 142 | 6 | 1 | 2 | 24 | 0 | 0 | 0 | 24 | 14 | 1 | 20 | 14 | 8 | 283 | 2 | |
| 07:30 | 2 | 41 | 171 | 7 | 2 | 4 | 18 | 2 | 3 | 0 | 38 | 10 | 2 | 20 | 17 | 9 | 337 | 9 | |
| 07:45 | 1 | 36 | 159 | 7 | 4 | 4 | 25 | 3 | 6 | 4 | 34 | 11 | 3 | 31 | 17 | 6 | 337 | 14 | |
| Hr Total | 7 | 138 | 668 | 27 | 8 | 14 | 76 | 8 | 10 | 5 | 127 | 39 | 6 | 89 | 68 | 26 | 1285 | 31 | |
| 08:00 | 1 | 20 | 99 | 8 | 4 | 4 | 22 | 0 | 0 | 1 | 30 | 12 | 7 | 21 | 18 | 10 | 245 | 12 | |
| 08:15 | 1 | 15 | 94 | 9 | 4 | 4 | 17 | 1 | 5 | 0 | 21 | 7 | 10 | 16 | 29 | 8 | 221 | 20 | |
| 08:30 | 3 | 13 | 92 | 4 | 12 | 10 | 29 | 3 | 3 | 0 | 36 | 15 | 14 | 16 | 31 | 12 | 261 | 32 | |
| 08:45 | 2 | 14 | 93 | 7 | 4 | 3 | 20 | 0 | 2 | 2 | 28 | 21 | 13 | 22 | 37 | 7 | 254 | 21 | |
| Hr Total | 7 | 62 | 378 | 28 | 24 | 21 | 88 | 4 | 10 | 3 | 115 | 55 | 44 | 75 | 115 | 37 | 981 | 85 | |
| 09:00 | 2 | 11 | 75 | 8 | 8 | 3 | 22 | 1 | 2 | 3 | 37 | 6 | 8 | 18 | 26 | 9 | 219 | 20 | |
| 09:15 | 2 | 7 | 85 | 4 | 5 | 5 | 19 | 2 | 3 | 2 | 25 | 11 | 9 | 17 | 27 | 5 | 209 | 19 | |
| 09:30 | 1 | 16 | 76 | 8 | 6 | 4 | 27 | 5 | 3 | 3 | 35 | 13 | 6 | 4 | 26 | 5 | 222 | 16 | |
| 09:45 | 2 | 15 | 59 | 3 | 1 | 2 | 17 | 4 | 0 | 2 | 48 | 14 | 7 | 18 | 27 | 8 | 217 | 10 | |
| Hr Total | 7 | 49 | 295 | 23 | 20 | 14 | 85 | 12 | 8 | 10 | 145 | 44 | 30 | 57 | 106 | 27 | 867 | 65 | |
| 10:00 | 1 | 15 | 59 | 11 | 7 | 7 | 25 | 2 | 0 | 3 | 41 | 11 | 5 | 23 | 32 | 8 | 237 | 13 | |
| 10:15 | 2 | 12 | 57 | 8 | 4 | 8 | 23 | 0 | 3 | 2 | 42 | 12 | 7 | 18 | 32 | 7 | 221 | 16 | |
| 10:30 | 1 | 9 | 79 | 5 | 5 | 7 | 22 | 5 | 4 | 3 | 39 | 8 | 9 | 19 | 30 | 6 | 232 | 19 | |
| 10:45 | 3 | 17 | 60 | 12 | 3 | 4 | 17 | 1 | 0 | 6 | 40 | 16 | 7 | 10 | 25 | 14 | 222 | 13 | |
| Hr Total | 7 | 53 | 255 | 36 | 19 | 26 | 87 | 8 | 7 | 14 | 162 | 47 | 28 | 70 | 119 | 35 | 912 | 61 | |
| 11:00 | 0 | 9 | 67 | 12 | 5 | 7 | 24 | 3 | 0 | 2 | 58 | 21 | 2 | 16 | 34 | 9 | 262 | 7 | |
| 11:15 | 1 | 9 | 70 | 7 | 5 | 9 | 30 | 1 | 1 | 5 | 55 | 21 | 6 | 14 | 33 | 10 | 264 | 13 | |
| 11:30 | 2 | 17 | 50 | 9 | 4 | 8 | 30 | 0 | 0 | 2 | 54 | 11 | 7 | 23 | 29 | 17 | 250 | 13 | |
| 11:45 | 1 | 19 | 58 | 9 | 1 | 8 | 26 | 3 | 1 | 4 | 72 | 25 | 5 | 13 | 39 | 15 | 291 | 8 | |
| Hr Total | 4 | 54 | 245 | 37 | 15 | 32 | 110 | 7 | 2 | 13 | 239 | 78 | 20 | 66 | 135 | 51 | 1067 | 41 | |
| 12:00 | 1 | 15 | 47 | 8 | 1 | 9 | 31 | 1 | 4 | 3 | 56 | 26 | 7 | 21 | 31 | 10 | 258 | 13 | |
| 12:15 | 3 | 9 | 46 | 8 | 3 | 5 | 24 | 3 | 6 | 0 | 57 | 21 | 6 | 15 | 38 | 19 | 245 | 13 | |
| 12:30 | 2 | 11 | 63 | 7 | 2 | 16 | 32 | 4 | 7 | 6 | 68 | 27 | 4 | 18 | 34 | 14 | 300 | 13 | |
| 12:45 | 2 | 10 | 74 | 10 | 2 | 8 | 16 | 4 | 5 | 5 | 66 | 27 | 6 | 20 | 35 | 14 | 289 | 13 | |
| Hr Total | 8 | 45 | 230 | 33 | 8 | 38 | 103 | 12 | 22 | 14 | 247 | 101 | 23 | 74 | 138 | 57 | 1092 | 61 | |

WEATHER: CLEAR/70 CLEAR/75
 Counter : TDC EIGHT
 Counted by Naomi/Eileen

ANOKA COUNTY HIGHWAY DEPARTMENT
 TRAFFIC ENGINEERING SECTION
 TRAFFIC VOLUME AND
 TURNING MOVEMENT STUDY

Site Code : 93290101
 Start Date: 08/27/93
 File I.D. : TMC9329
 Page : 2

Vehicle group 1

| Date | SB CSAH 7 (7TH AVE) Southbound | | | | WB CR 116 (BUNKER LK BLVD) Westbound | | | | NB CSAH 7 (7TH AVE) Northbound | | | | EB CR 116 (BUNKER LK BLVD) Eastbound | | | | Vehicle Total | Other Total | |
|----------|-----------------------------------|-------|------|------|---|-------|------|------|-----------------------------------|-------|------|------|---|-------|------|------|------------------|----------------|--|
| | Other | Right | Thru | Left | Other | Right | Thru | Left | Other | Right | Thru | Left | Other | Right | Thru | Left | | | |
| 08/27/93 | | | | | | | | | | | | | | | | | | | |
| 13:00 | 2 | 8 | 84 | 12 | 4 | 9 | 30 | 1 | 7 | 6 | 58 | 20 | 9 | 21 | 36 | 15 | 300 | 22 | |
| 13:15 | 2 | 16 | 67 | 12 | 4 | 5 | 27 | 4 | 5 | 4 | 51 | 21 | 6 | 12 | 37 | 14 | 270 | 17 | |
| 13:30 | 3 | 9 | 67 | 15 | 9 | 6 | 44 | 2 | 6 | 4 | 56 | 21 | 9 | 20 | 44 | 13 | 301 | 27 | |
| 13:45 | 3 | 12 | 72 | 9 | 10 | 10 | 21 | 3 | 5 | 2 | 49 | 19 | 5 | 18 | 29 | 6 | 250 | 23 | |
| Hr Total | 10 | 45 | 290 | 48 | 27 | 30 | 122 | 10 | 23 | 16 | 214 | 81 | 29 | 71 | 146 | 48 | 1121 | 89 | |
| 14:00 | 1 | 15 | 72 | 5 | 0 | 6 | 19 | 2 | 2 | 2 | 54 | 14 | 6 | 15 | 28 | 19 | 251 | 9 | |
| 14:15 | 5 | 12 | 83 | 10 | 1 | 6 | 24 | 4 | 1 | 3 | 60 | 32 | 4 | 15 | 23 | 19 | 291 | 11 | |
| 14:30 | 4 | 12 | 84 | 7 | 2 | 10 | 26 | 2 | 4 | 1 | 64 | 16 | 1 | 19 | 19 | 10 | 270 | 11 | |
| 14:45 | 2 | 23 | 82 | 9 | 2 | 8 | 15 | 2 | 2 | 2 | 77 | 27 | 4 | 22 | 26 | 13 | 306 | 10 | |
| Hr Total | 12 | 62 | 321 | 31 | 5 | 30 | 84 | 10 | 9 | 8 | 255 | 89 | 15 | 71 | 96 | 61 | 1118 | 41 | |
| 15:00 | 4 | 15 | 56 | 8 | 2 | 8 | 22 | 4 | 2 | 7 | 133 | 36 | 4 | 17 | 33 | 34 | 373 | 12 | |
| 15:15 | 1 | 20 | 40 | 10 | 1 | 4 | 29 | 10 | 9 | 4 | 159 | 40 | 2 | 17 | 32 | 22 | 387 | 13 | |
| 15:30 | 1 | 40 | 54 | 7 | 0 | 9 | 18 | 5 | 1 | 5 | 144 | 45 | 4 | 25 | 49 | 41 | 442 | 6 | |
| 15:45 | 5 | 25 | 61 | 7 | 2 | 8 | 37 | 3 | 2 | 5 | 124 | 40 | 2 | 21 | 28 | 30 | 389 | 11 | |
| Hr Total | 11 | 100 | 211 | 32 | 5 | 29 | 106 | 22 | 14 | 21 | 560 | 161 | 12 | 80 | 142 | 127 | 1591 | 42 | |
| 16:00 | 3 | 5 | 59 | 6 | 0 | 14 | 20 | 1 | 0 | 4 | 164 | 29 | 2 | 26 | 40 | 17 | 385 | 5 | |
| 16:15 | 2 | 7 | 46 | 3 | 2 | 10 | 26 | 2 | 0 | 6 | 122 | 49 | 0 | 23 | 45 | 28 | 367 | 4 | |
| 16:30 | 4 | 10 | 55 | 9 | 0 | 8 | 24 | 2 | 4 | 3 | 139 | 53 | 1 | 11 | 46 | 30 | 390 | 9 | |
| 16:45 | 1 | 18 | 61 | 11 | 1 | 13 | 34 | 4 | 2 | 9 | 227 | 54 | 0 | 28 | 46 | 27 | 532 | 4 | |
| Hr Total | 10 | 40 | 221 | 29 | 3 | 45 | 104 | 9 | 6 | 22 | 652 | 185 | 3 | 88 | 177 | 102 | 1674 | 22 | |
| 17:00 | 1 | 10 | 69 | 7 | 0 | 6 | 42 | 6 | 2 | 8 | 228 | 64 | 0 | 26 | 45 | 47 | 558 | 3 | |
| 17:15 | 1 | 12 | 76 | 1 | 0 | 10 | 28 | 10 | 1 | 6 | 204 | 76 | 0 | 30 | 33 | 42 | 528 | 2 | |
| 17:30 | 1 | 29 | 86 | 13 | 0 | 18 | 29 | 5 | 1 | 7 | 191 | 49 | 1 | 19 | 27 | 27 | 500 | 3 | |
| 17:45 | 1 | 18 | 77 | 3 | 1 | 7 | 28 | 9 | 1 | 6 | 174 | 38 | 1 | 27 | 20 | 27 | 434 | 4 | |
| Hr Total | 4 | 69 | 308 | 24 | 1 | 41 | 127 | 30 | 5 | 27 | 797 | 227 | 2 | 102 | 125 | 143 | 2020 | 12 | |
| 18:00 | 1 | 18 | 72 | 12 | 0 | 10 | 30 | 3 | 2 | 10 | 134 | 35 | 1 | 27 | 46 | 55 | 452 | 4 | |
| 18:15 | 0 | 19 | 66 | 6 | 1 | 14 | 25 | 5 | 4 | 7 | 121 | 45 | 0 | 15 | 31 | 39 | 393 | 5 | |
| 18:30 | 1 | 28 | 105 | 8 | 0 | 10 | 33 | 3 | 1 | 9 | 112 | 41 | 0 | 18 | 28 | 24 | 419 | 2 | |
| 18:45 | 0 | 15 | 85 | 16 | 0 | 13 | 29 | 3 | 1 | 2 | 98 | 39 | 1 | 20 | 33 | 21 | 374 | 2 | |
| Hr Total | 2 | 80 | 328 | 42 | 1 | 47 | 117 | 14 | 8 | 28 | 465 | 160 | 2 | 80 | 138 | 139 | 1638 | 13 | |
| 19:00 | 0 | 9 | 51 | 7 | 0 | 12 | 18 | 2 | 2 | 2 | 74 | 18 | 1 | 20 | 37 | 13 | 263 | 3 | |
| 19:15 | 0 | 7 | 61 | 13 | 0 | 12 | 37 | 5 | 0 | 4 | 86 | 23 | 0 | 17 | 32 | 18 | 315 | 0 | |
| 19:30 | 1 | 12 | 53 | 5 | 0 | 16 | 19 | 5 | 0 | 4 | 75 | 23 | 1 | 16 | 26 | 16 | 270 | 3 | |
| 19:45 | 0 | 8 | 45 | 8 | 0 | 15 | 30 | 3 | 0 | 5 | 86 | 28 | 1 | 19 | 34 | 20 | 301 | 7 | |
| Hr Total | 1 | 36 | 210 | 33 | 0 | 55 | 104 | 15 | 2 | 15 | 321 | 92 | 3 | 72 | 129 | 67 | 1149 | 6 | |

WEATHER: CLEAR/70 CLEAR/75
 Counter : TDC EIGHT
 Counted by Naomi/Eileen

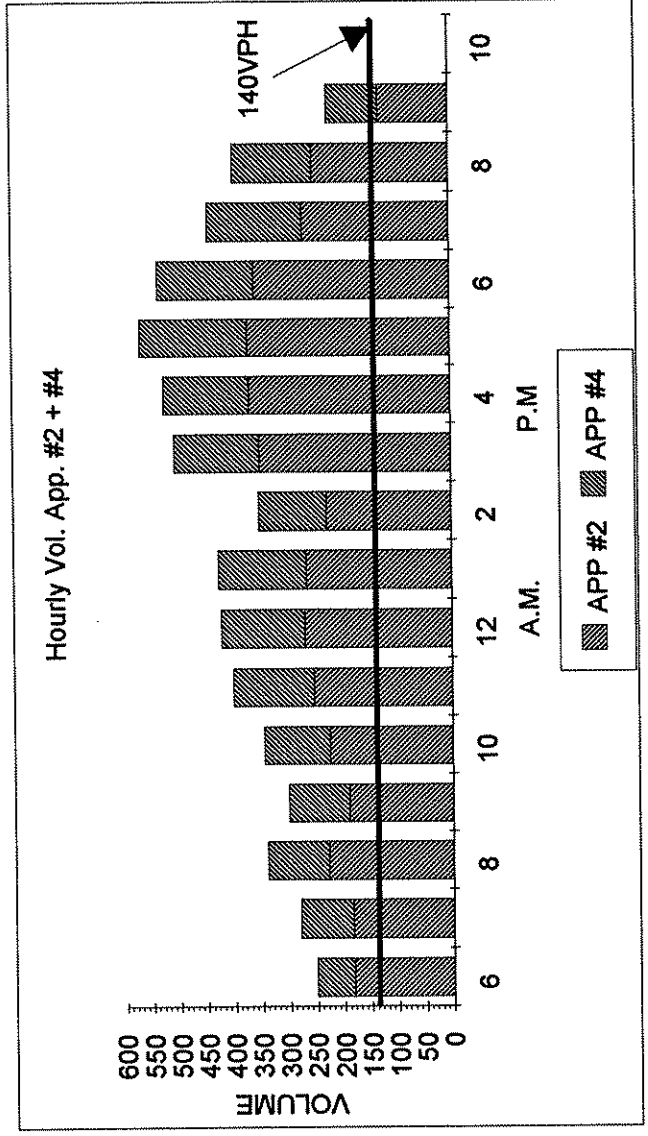
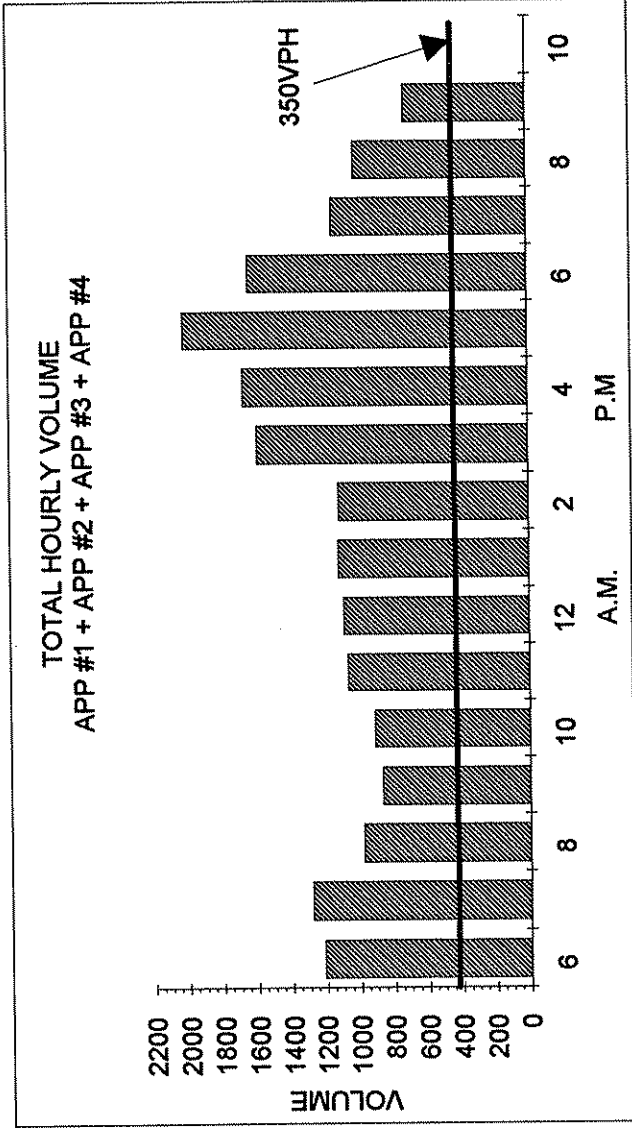
ANOKA COUNTY HIGHWAY DEPARTMENT
 TRAFFIC ENGINEERING SECTION
 TRAFFIC VOLUME AND
 TURNING MOVEMENT STUDY

Site Code : 93290101
 Start Date: 08/27/93
 File I.D. : TMC9329
 Page : 3

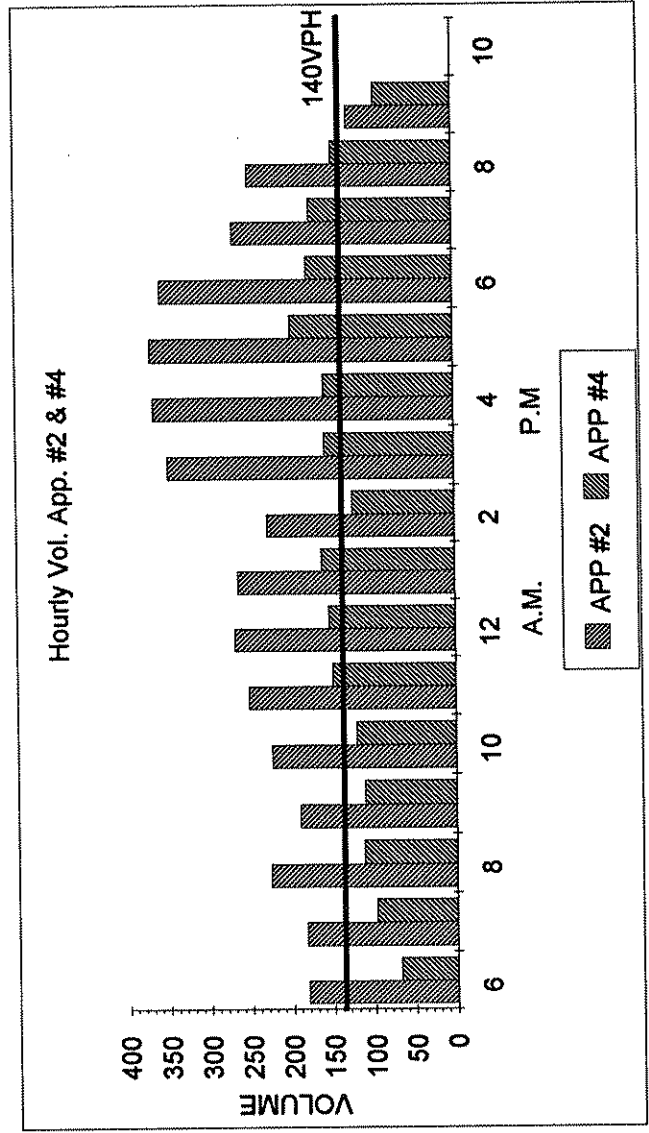
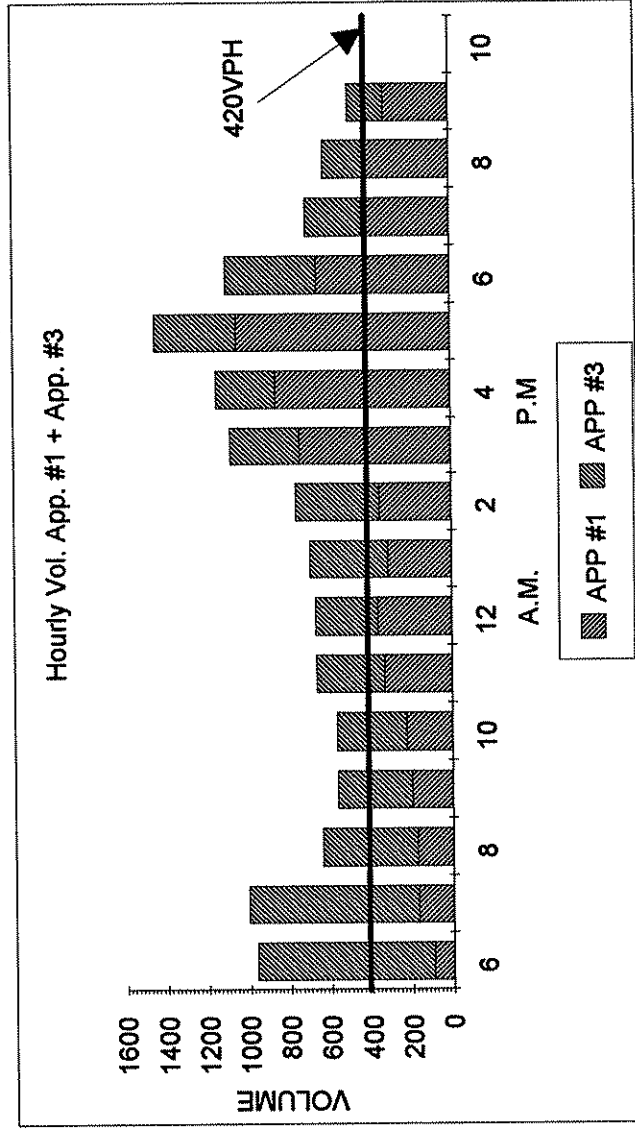
Vehicle group 1

| Date | SB CSAH 7 (7TH AVE) Southbound | | | WB CR 116 (BUNKER LK BLVD) Westbound | | | NB CSAH 7 (7TH AVE) Northbound | | | EB CR 116 (BUNKER LK BLVD) Eastbound | | | Vehicle Total | Other Total | | | | |
|----------|-----------------------------------|-------|------|---|-------|-------|-----------------------------------|------|-------|---|------|------|------------------|----------------|-------|-------|-------|------|
| | Other | Right | Thru | Left | Other | Right | Thru | Left | Other | Right | Thru | Left | | | Other | Right | Thru | Left |
| 20:00 | 0 | 2 | 43 | 4 | 1 | 8 | 24 | 13 | 0 | 6 | 85 | 21 | 0 | 22 | 39 | 21 | 288 | 1 |
| 20:15 | 0 | 12 | 28 | 5 | 1 | 11 | 22 | 4 | 0 | 1 | 84 | 28 | 1 | 14 | 27 | 25 | 261 | 2 |
| 20:30 | 0 | 10 | 38 | 8 | 0 | 10 | 18 | 0 | 0 | 4 | 65 | 17 | 0 | 13 | 23 | 21 | 227 | 0 |
| 20:45 | 2 | 12 | 42 | 11 | 0 | 16 | 16 | 4 | 1 | 2 | 59 | 32 | 0 | 8 | 11 | 25 | 238 | 3 |
| Hr Total | 2 | 36 | 151 | 28 | 2 | 45 | 80 | 21 | 1 | 13 | 293 | 98 | 1 | 57 | 100 | 92 | 1014 | 6 |
| 21:00 | 0 | 7 | 43 | 5 | 0 | 10 | 15 | 0 | 0 | 3 | 80 | 20 | 0 | 10 | 15 | 11 | 219 | 0 |
| 21:15 | 1 | 4 | 43 | 6 | 0 | 7 | 21 | 0 | 1 | 2 | 58 | 19 | 0 | 9 | 9 | 14 | 192 | 2 |
| 21:30 | 0 | 7 | 28 | 4 | 0 | 8 | 11 | 0 | 1 | 2 | 52 | 19 | 0 | 13 | 14 | 8 | 166 | 1 |
| 21:45 | 0 | 9 | 21 | 0 | 0 | 4 | 18 | 0 | 0 | 2 | 49 | 13 | 1 | 6 | 10 | 8 | 140 | 1 |
| Hr Total | 1 | 27 | 135 | 15 | 0 | 29 | 65 | 0 | 2 | 9 | 239 | 71 | 1 | 38 | 48 | 41 | 717 | 4 |
| *TOTAL* | 98 | 984 | 4996 | 497 | 140 | 504 | 1517 | 184 | 129 | 220 | 4884 | 1567 | 224 | 1180 | 1843 | 1084 | 19460 | 591 |

TMC9321 STOP WARRANT STUDY



TMC9329 SIGNAL WARRANT 1 STUDY



TMC9329 SIGNAL WARRANT 2 STUDY

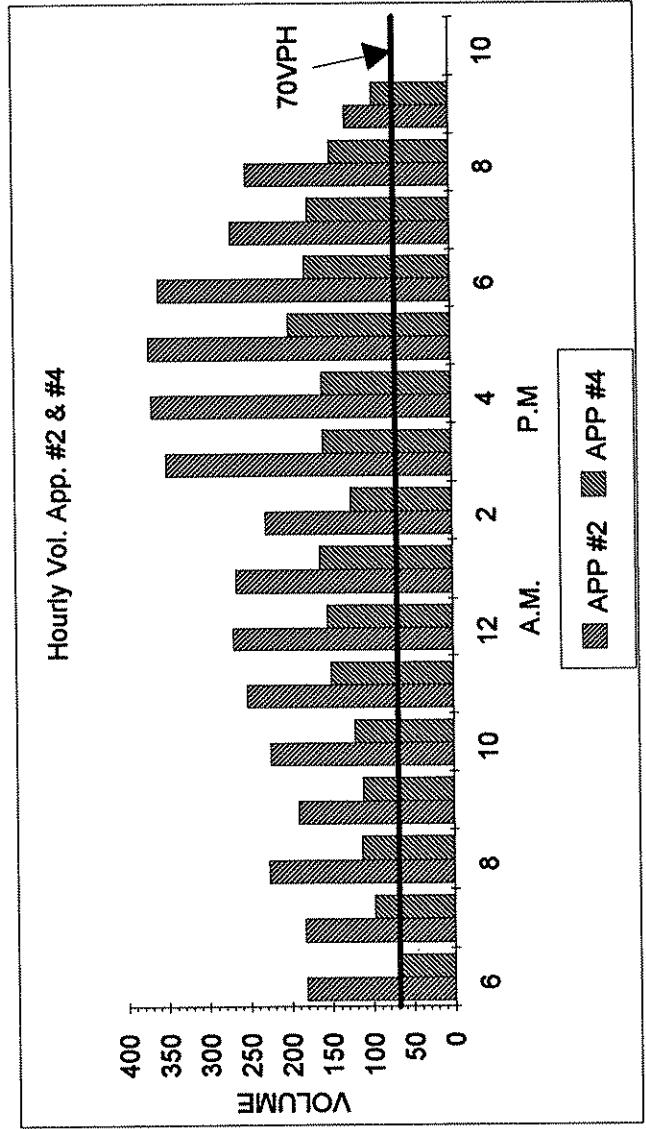
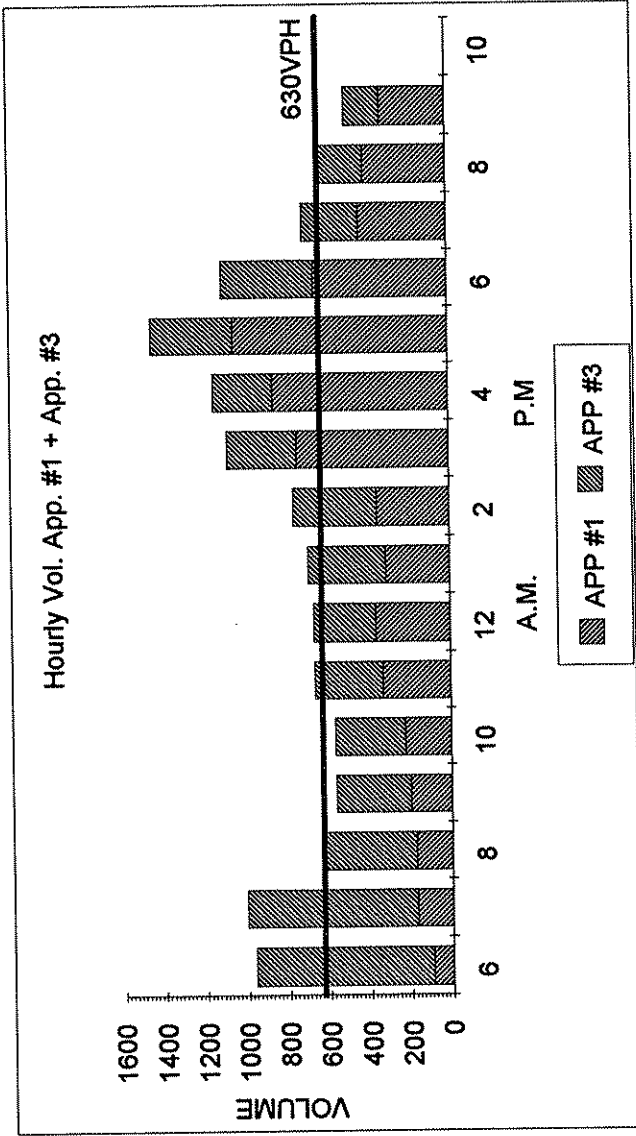
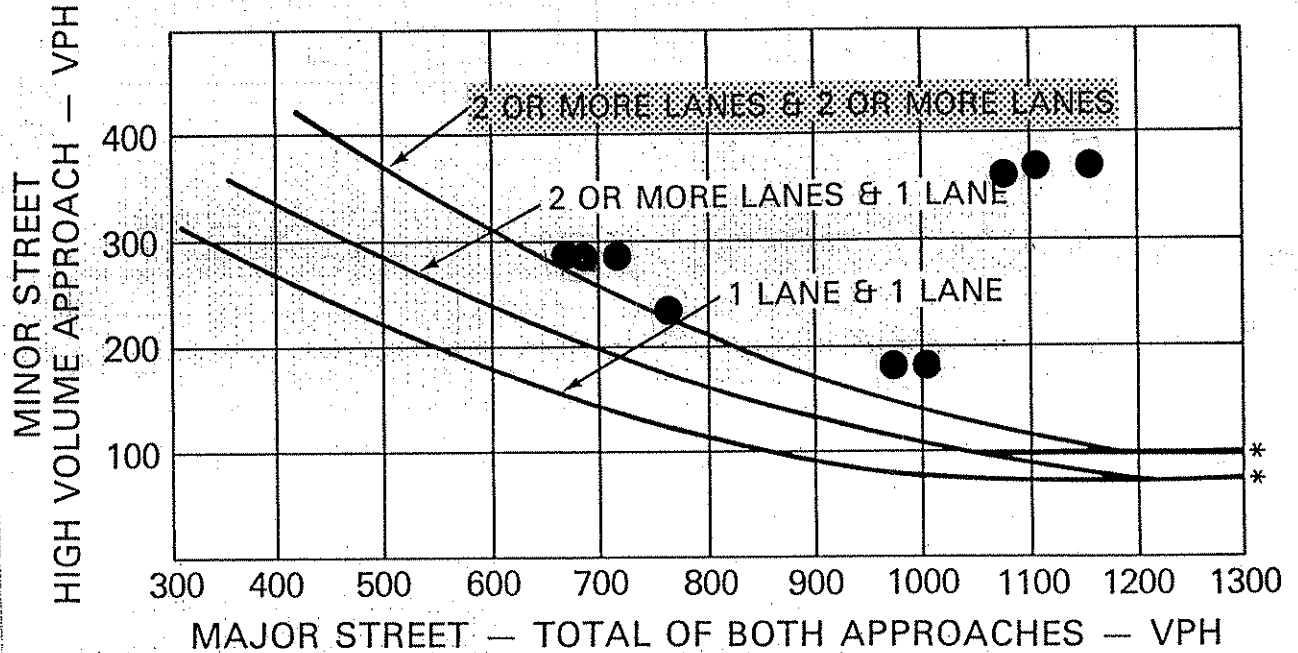


FIGURE 4-6. PEAK HOUR VOLUME WARRANT

(COMMUNITY LESS THAN 10,000 POPULATION OR ABOVE 40 MPH ON MAJOR STREET)



*NOTE: 100 VPH APPLIES AS THE LOWER THRESHOLD VOLUME FOR A MINOR STREET APPROACH WITH TWO OR MORE LANES AND 75 VPH APPLIES AS THE LOWER THRESHOLD VOLUME FOR A MINOR STREET APPROACHING WITH ONE LANE.

● = VOLUMES WHICH EXCEED THE THRESHOLD AND ARE REPRESENTED ON THE GRAPH.

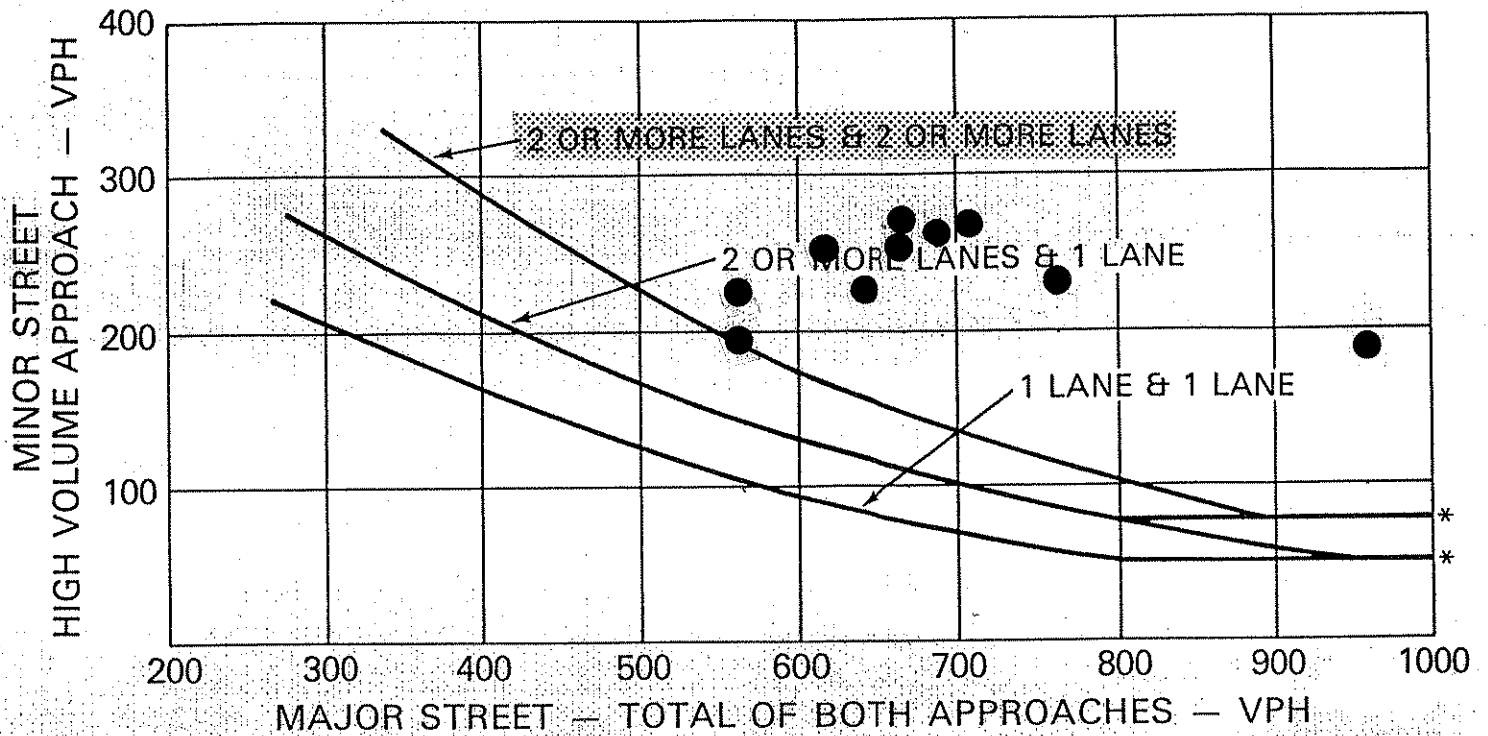
★ = VOLUMES WHICH EXCEED THE THRESHOLD BUT CANNOT BE REPRESENTED ON THE GRAPH.

| TIME | MAJOR STREETS (VPH) | MINOR STREET (VPH) |
|------------|---------------------|--------------------|
| ● 6-7 am | 963 | 182 |
| ● 7-8 am | 1004 | 183 |
| ● 8-9 am | 641 | 227 |
| ● 9-10 am | 566 | 190 |
| ● 10-11 am | 567 | 224 |
| ● 11-12 pm | 666 | 252 |
| ● 12-1 pm | 670 | 269 |
| ● 1-2 pm | 694 | 265 |
| ● 2-3 pm | 766 | 228 |
| ● 3-4 pm | 1085 | 349 |
| ● 4-5 pm | 1149 | 367 |
| ★ 5-6 pm | 1452 | 370 |
| ● 6-7 pm | 1103 | 357 |
| ● 7-8 pm | 707 | 268 |
| ● 8-9 pm | 619 | 249 |
| ● 9-10 pm | 496 | 127 |

TMC9329 CSAH 7 (7 TH AVE) @ CR 116 (BUMKER LK BLVD)

FIGURE 4-8. FOUR HOUR VOLUME WARRANT

(COMMUNITY LESS THAN 10,000 POPULATION OR ABOVE 40 MPH ON MAJOR STREET)



*NOTE: 80 VPH APPLIES AS THE LOWER THRESHOLD VOLUME FOR A MINOR STREET APPROACH WITH TWO OR MORE LANES AND 60 VPH APPLIES AS THE LOWER THRESHOLD VOLUME FOR A MINOR STREET APPROACHING WITH ONE LANE.

● = VOLUMES WHICH EXCEED THE THRESHOLD AND ARE REPRESENTED ON THE GRAPH.

★ = VOLUMES WHICH EXCEED THE THRESHOLD BUT CANNOT BE REPRESENTED ON THE GRAPH.

| TIME | MAJOR STREETS (VPH) | MINOR STREET (VPH) |
|------------|---------------------|--------------------|
| ● 6-7 am | 963 | 182 |
| ★ 7-8 am | 1004 | 183 |
| ● 8-9 am | 641 | 227 |
| ● 9-10 am | 566 | 190 |
| ● 10-11 am | 567 | 224 |
| ● 11-12 pm | 666 | 252 |
| ● 12-1 pm | 670 | 269 |
| ● 1-2 pm | 694 | 265 |
| ● 2-3 pm | 766 | 228 |
| ★ 3-4 pm | 1085 | 349 |
| ★ 4-5 pm | 1149 | 367 |
| ★ 5-6 pm | 1452 | 370 |
| ● 6-7 pm | 1103 | 357 |
| ● 7-8 pm | 707 | 268 |
| ● 8-9 pm | 619 | 249 |
| ● 9-10 pm | 496 | 127 |



NORTH

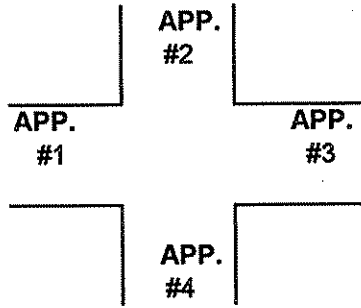
APP. #1= SB CSAH 7
(7 TH AVE)
APP. #2=WB CR 116
(BUNKER LK BLVD)
APP. #3= NB CSAH 7
(7 TH AVE)
APP. #4=EB CR 116
(BUNKER LK BLVD)

COUNT LOCATION:

CSAH 7 (7 TH AVE) @
CR 116 (BUNKER LK BLVD)

DATE:

8/27/93



- HEAVY VEHICLE- ANY VEHICLE HAVING MORE THAN FOUR TIRES TOUCHING THE PAVEMENT
- A. TRUCKS- A HEAVY VEHICLE INVOLVED PRIMARILY IN THE TRANSPORT OF GOODS OR IN THE DELIVERY OF A SERVICE.
 - B. RV- A HEAVY VEHICLE OPERATED BY A PRIVATE MOTORIST AND INVOLVED IN THE TRANSPORT OF RECREATIONAL EQUIPMENT OR FACILITIES.
 - C. BUSES- A HEAVY VEHICLE INVOLVED IN THE TRANSPORTATION OF GROUPS OF PEOPLE.

| TIME | PEDESTRIANS | | | | | HEAVY VEHICLES | | |
|---------------------|-------------|---------|---------|---------|------------|---------------------|----|-----------|
| | APP. #1 | APP. #2 | APP. #3 | APP. #4 | 15 MIN TOT | TRUCKS | RV | BUS |
| 6:00-6:15AM | | | | | | 1 | | |
| 6:15-6:30 | | | | | | | | |
| 6:30-6:45 | | | | | | 6 | | |
| 6:45-7:00 | | | | | | 6 | | |
| HOURLY TOTAL | | | | | | HOURLY TOTAL | | 13 |
| 7:00-7:15 | | | | | | 6 | | |
| 7:15-7:30 | | | | | | 2 | | |
| 7:30-7:45 | | | | | | 10 | | |
| 7:45-8:00 | | | | | | 13 | | |
| HOURLY TOTAL | | | | | | HOURLY TOTAL | | 31 |
| 8:00-8:15 | | | | | | 13 | | |
| 8:15-8:30 | | | | | | 20 | | |
| 8:30-8:45 | | | | | | 29 | | |
| 8:45-9:00 | | | | | | 20 | | |
| HOURLY TOTAL | | | | | | HOURLY TOTAL | | 82 |
| 9:00-9:15 | | | | | | 20 | | |
| 9:15-9:30 | | | | | | 17 | 1 | 1 |
| 9:30-9:45 | | | | | | 20 | | |
| 9:45-10:00 | | | | | | 9 | | |
| HOURLY TOTAL | | | | | | HOURLY TOTAL | | 68 |
| 10:00-10:15 | | | | | | 13 | | |
| 10:15-10:30 | | | | | | 16 | | |
| 10:30-10:45 | | | 1 | | 1 | 19 | | 1 |
| 10:45-11:00 | | | | | | 10 | | |
| HOURLY TOTAL | | | | | 1 | HOURLY TOTAL | | 59 |
| 11:00-11:15 | | | | | | 7 | | |
| 11:15-11:30 | | | | | | 11 | | |
| 11:30-11:45 | | | | | | 13 | | |
| 11:45-12:00 | | | 1 | | 1 | 8 | | |
| HOURLY TOTAL | | | | | 1 | HOURLY TOTAL | | 39 |
| 12:00-12:15 | | | | | | 13 | | |
| 12:15-12:30 | | | | | | 16 | | |
| 12:30-12:45 | | | | | | 17 | | |
| 12:45-1:00 | | | | | | 14 | 1 | 1 |
| HOURLY TOTAL | | | | | | HOURLY TOTAL | | 62 |
| 1:00-1:15 | | | | | | 22 | | |
| 1:15-1:30 | | | | | | 17 | | |
| 1:30-1:45 | | | | | | 27 | | |
| 1:45-2:00 | | | | | | 20 | | 1 |
| HOURLY TOTAL | | | | | | HOURLY TOTAL | | 87 |

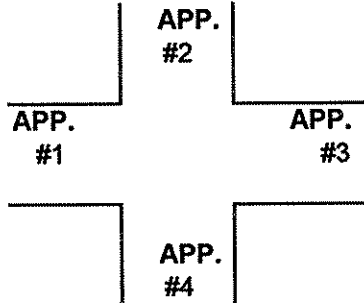


NORTH

COUNT LOCATION: CSAH 7 (7 TH AVE) 2
CR116 (BUNKER LK BLVD)

DATE: 8/30/93

APP. #1=SB CSAH 7
(7 TH AVE)
 APP. #2=WB CR 116
(BUNKER LK BLVD)
 APP. #3=NB CSAH 7
(7 TH AVE)
 APP. #4=EB CR 116
(BUNKER LK BLVD)



HEAVY VEHICLE- ANY VEHICLE HAVING MORE THAN FOUR TIRES TOUCHING THE PAVEMENT
 A. TRUCKS- A HEAVY VEHICLE INVOLVED PRIMARILY IN THE TRANSPORT OF GOODS OR IN THE DELIVERY OF A SERVICE.
 B. RV- A HEAVY VEHICLE OPERATED BY A PRIVATE MOTORIST AND INVOLVED IN THE TRANSPORT OF RECREATIONAL EQUIPMENT OR FACILITIES.
 C. BUSES- A HEAVY VEHICLE INVOLVED IN THE TRANSPORTATION OF GROUPS OF PEOPLE.

| TIME | PEDESTRIANS | | | | | HEAVY VEHICLES | | |
|---------------------|-------------|---------|---------|---------|------------|---------------------|----|-----------|
| | APP. #1 | APP. #2 | APP. #3 | APP. #4 | 15 MIN TOT | TRUCKS | RV | BUS |
| 2:00-2:15PM | | 2 | | | 2 | 8 | | |
| 2:15-2:30 | | 2 | | | 2 | 12 | | |
| 2:30-2:45 | | | | | | 11 | | |
| 2:45-3:00 | | | | | | 10 | | |
| HOURLY TOTAL | | | | | 4 | HOURLY TOTAL | | 41 |
| 3:00-3:15 | | | | | | 11 | | 1 |
| 3:15-3:30 | | | | | | 15 | | |
| 3:30-3:45 | | | | | | 4 | | |
| 3:45-4:00 | | | | | | 12 | | |
| HOURLY TOTAL | | | | | | HOURLY TOTAL | | 43 |
| 4:00-4:15 | | 2 | | | 2 | 7 | | |
| 4:15-4:30 | | | | | | 2 | | |
| 4:30-4:45 | | | | | | 8 | 1 | |
| 4:45-5:00 | | | | | | 4 | | |
| HOURLY TOTAL | | | | | 2 | HOURLY TOTAL | | 22 |
| 5:00-5:15 | | | | | | 2 | | |
| 5:15-5:30 | | | | | | 2 | | |
| 5:30-5:45 | | 1 | | | 1 | 3 | | |
| 5:45-6:00 | | 1 | 1 | | 2 | 4 | | |
| HOURLY TOTAL | | | | | 3 | HOURLY TOTAL | | 11 |
| 6:00-6:15 | | | | | | 4 | | |
| 6:15-6:30 | | | 1 | | 1 | 5 | | |
| 6:30-6:45 | | | | | | 1 | | |
| 6:45-7:00 | | | | | | 2 | | |
| HOURLY TOTAL | | | | | 1 | HOURLY TOTAL | | 12 |
| 7:00-7:15 | | | | | | 2 | 1 | |
| 7:15-7:30 | | | | | | | | |
| 7:30-7:45 | | | | | | 2 | | |
| 7:45-8:00 | | | | | | 1 | | |
| HOURLY TOTAL | | | | | | HOURLY TOTAL | | 6 |
| 8:00-8:15 | | | | | | 1 | | |
| 8:15-8:30 | | | | | | 1 | | |
| 8:30-8:45 | | | | | | | | |
| 8:45-9:00 | | | | | | 2 | 1 | |
| HOURLY TOTAL | | | | | | HOURLY TOTAL | | 5 |
| 9:00-9:15 | | | | | | | | |
| 9:15-9:30 | | | | | | 2 | | |
| 9:30-9:45 | | | | | | 1 | | |
| 9:45-10:00 | | | | | | 1 | | |
| HOURLY TOTAL | | | | | | HOURLY TOTAL | | 4 |