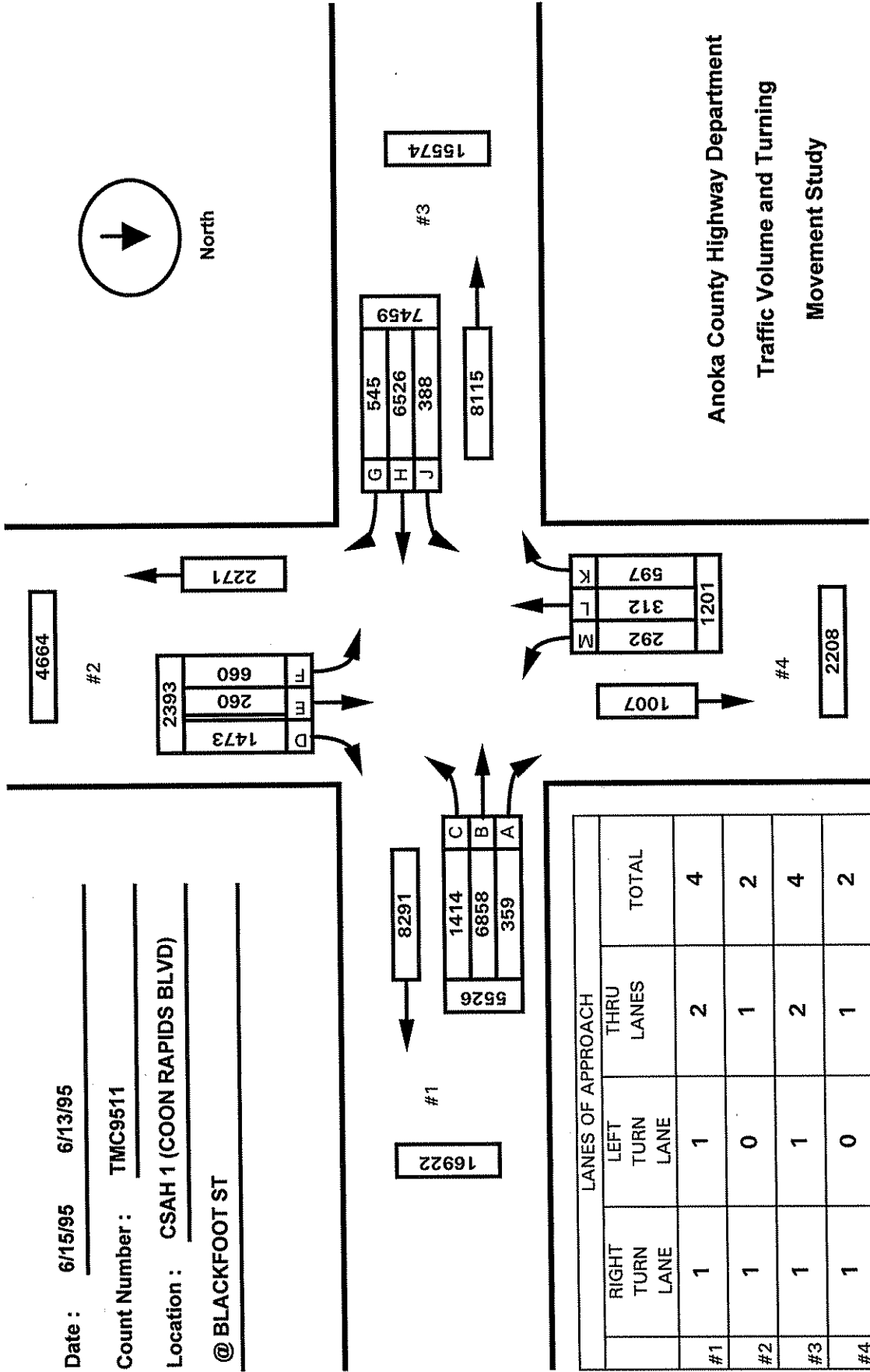
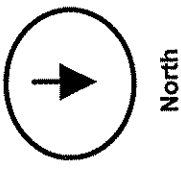


Date: 6/15/95 6/13/95  
 Count Number: TMC9511  
 Location: CSAH 1 (COON RAPIDS BLVD)  
 @ BLACKFOOT ST



	LANES OF APPROACH			TOTAL
	RIGHT TURN LANE	LEFT TURN LANE	THRU LANES	
#1	1	1	2	4
#2	1	0	1	2
#3	1	1	2	4
#4	1	0	1	2

Anoka County Highway Department  
 Traffic Volume and Turning  
 Movement Study

ANOKA COUNTY HIGHWAY DEPARTMENT  
TRAFFIC ENGINEERING SECTION  
TRAFFIC VOLUME AND  
TURNING MOVEMENT STUDY

Site Code 95110101  
Start Date: 06/13/95  
File I.D.: TMC9511}

Counter : TDC EIGHT  
Counted by ANN/LAURIE  
CLEAR

Vehicle group 1

Date 06/13/95	BLACKFOOT ST Southbound				CSAH 1 (COON RAPIDS BLVD) Westbound				BLACKFOOT ST Northbound				CSAH 1 (COON RAPIDS BLVD) Eastbound				Vehicle Total	Other Total	
	Other	Right	Thru	Left	Other	Right	Thru	Left	Other	Right	Thru	Left	Other	Right	Thru	Left			Vehicle Total
06:00	0	12	2	3	1	1	27	9	1	2	0	0	0	2	3	34	0	93	4
06:15	0	14	7	6	2	0	45	13	0	4	0	1	1	2	0	52	4	146	4
06:30	1	10	9	8	2	3	54	21	0	5	0	1	1	2	6	54	1	172	5
06:45	0	38	16	7	3	3	77	30	0	6	0	0	0	2	6	88	4	275	5
Hr Total	1	74	34	24	8	7	203	73	1	17	0	2	2	8	15	228	9	686	18
07:00	0	19	11	11	2	1	73	32	0	6	0	4	4	7	11	96	3	267	9
07:15	0	7	9	12	3	2	80	34	1	4	0	3	3	4	18	83	4	256	8
07:30	0	19	10	8	5	2	76	35	0	17	2	11	11	6	17	79	7	283	11
07:45	0	23	12	5	4	2	83	35	1	5	0	2	2	5	13	90	7	277	10
Hr Total	0	68	42	36	14	7	312	136	2	32	2	20	20	22	59	348	21	1083	38
08:00	2	8	13	6	3	1	102	38	0	10	3	2	2	3	10	97	6	296	8
08:15	0	5	14	4	4	4	60	34	0	15	1	7	7	2	14	75	5	238	6
08:30	0	5	12	4	4	2	67	21	1	15	4	8	8	3	15	76	6	235	8
08:45	0	14	5	2	3	0	86	36	1	21	2	9	9	1	15	83	2	275	5
Hr Total	2	32	44	16	14	7	315	129	2	61	10	26	26	9	54	331	19	1044	27
09:00	0	14	6	4	2	0	87	33	1	11	1	9	9	2	16	91	5	277	5
09:15	0	2	4	3	3	4	84	29	1	21	3	9	9	2	11	88	1	259	6
09:30	0	5	5	3	2	2	89	21	0	27	4	9	9	2	13	97	1	276	4
09:45	0	6	8	6	5	6	118	20	0	22	6	7	7	2	11	127	9	346	7
Hr Total	0	27	23	16	12	12	378	103	2	81	14	34	34	8	51	403	16	1158	22
10:00	0	12	4	3	2	2	75	34	1	27	1	13	13	5	10	88	5	274	8
10:15	0	6	3	3	0	1	90	24	0	24	2	19	19	1	8	95	4	279	1
10:30	0	8	6	3	2	3	111	29	0	21	9	14	14	3	7	112	4	327	5
10:45	0	8	4	5	2	2	109	28	3	32	0	11	11	2	12	102	5	318	7
Hr Total	0	34	17	14	6	8	385	115	4	104	12	57	57	11	37	397	18	1198	21
11:00	0	7	4	4	4	7	104	19	1	19	8	15	15	2	9	137	1	334	7
11:15	0	8	3	3	6	0	108	17	0	25	6	14	14	3	15	104	6	309	9
11:30	1	16	3	2	3	2	117	15	0	19	4	19	19	5	8	124	9	338	9
11:45	0	8	8	10	3	7	115	14	1	23	3	11	11	0	11	119	6	335	4
Hr Total	1	39	18	19	16	16	444	65	2	86	21	59	59	10	43	484	22	1316	29
12:00	0	8	4	4	8	10	104	21	2	24	4	14	14	7	6	140	7	346	17
12:15	0	9	2	2	7	5	130	23	0	27	2	7	7	7	5	139	7	358	14
12:30	0	8	7	6	3	5	130	23	3	26	5	14	14	2	10	117	9	360	8
12:45	0	7	4	2	5	5	160	28	0	28	4	7	7	2	16	117	4	382	7
Hr Total	0	32	17	14	23	25	524	95	5	105	15	42	42	18	37	513	27	1446	46

ANOKA COUNTY HIGHWAY DEPARTMENT  
 TRAFFIC ENGINEERING SECTION  
 TRAFFIC VOLUME AND  
 TURNING MOVEMENT STUDY

Site Code 95110101  
 Start Date: 06/13/95  
 File I.D. : TMC95111  
 Page : 2

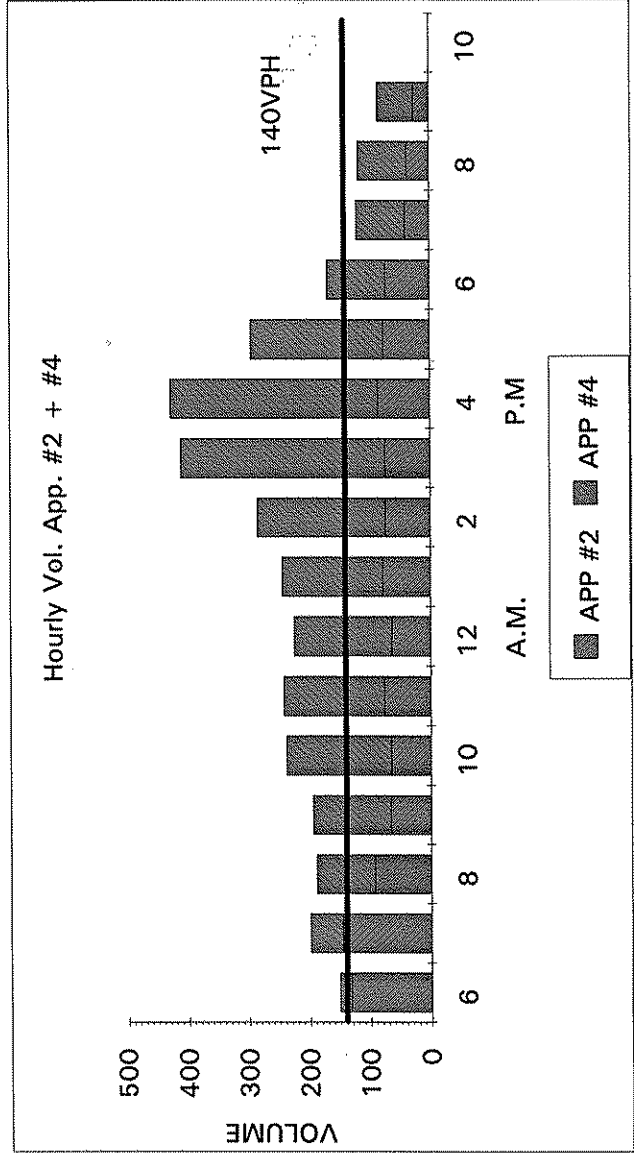
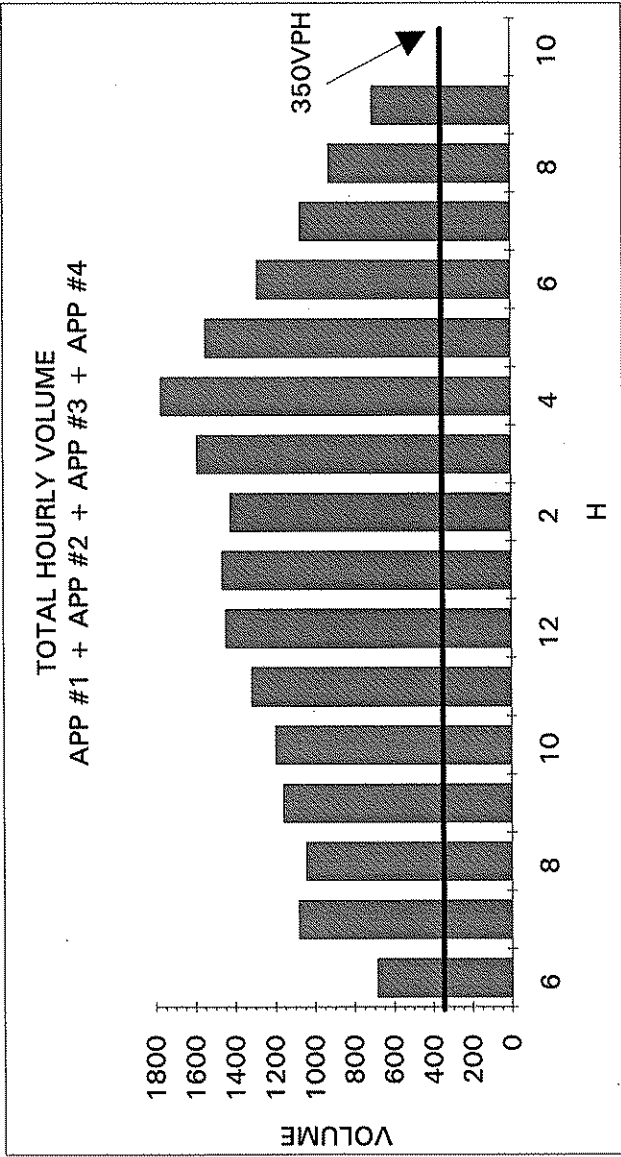
Counter : TDC EIGHT  
 Counted by ANN/LAURIE  
 CLEAR

Vehicle group 1

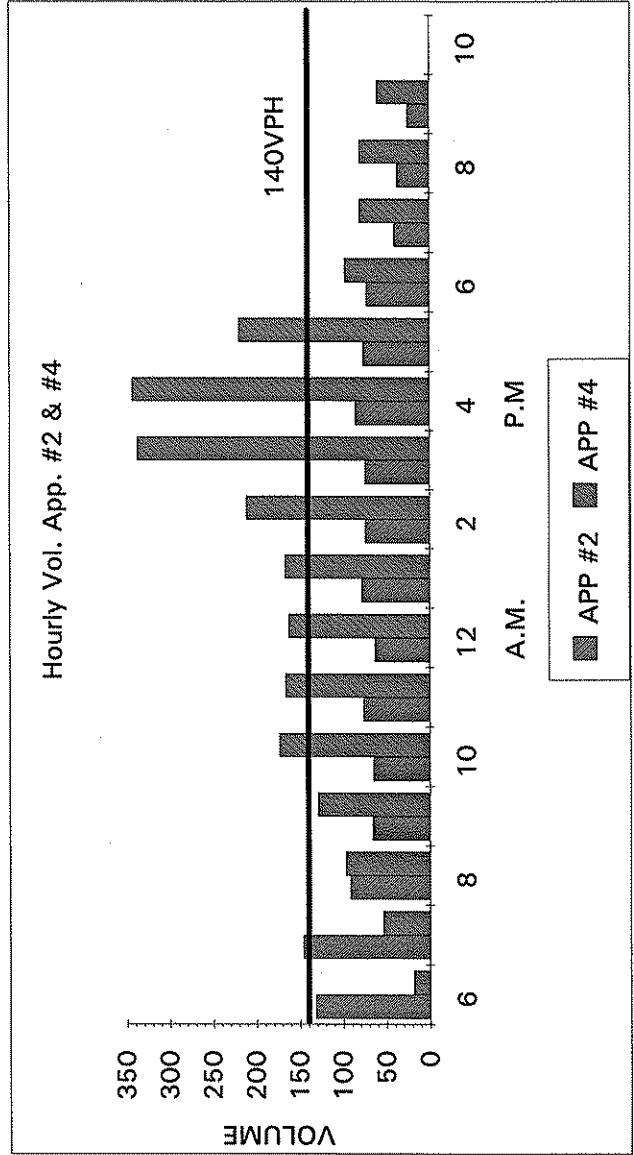
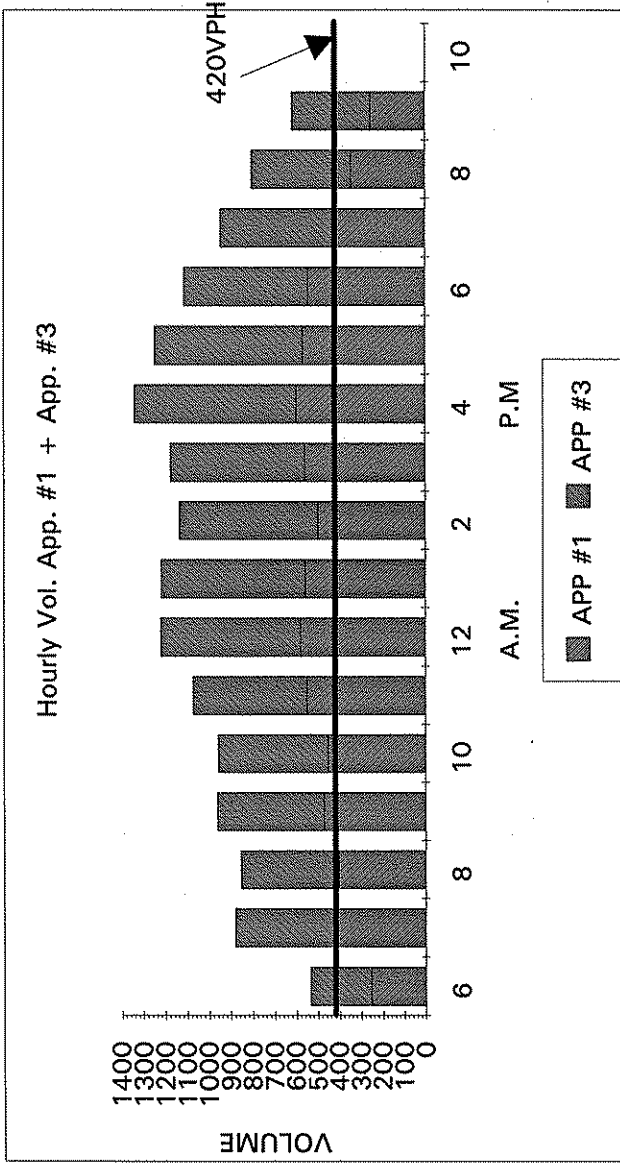
Date	BLACKFOOT ST Southbound				CSAH 1 (COON RAPIDS BLVD) Westbound				CSAH 1 (COON RAPIDS BLVD) Eastbound				Vehicle Total				
	Other	Right	Thru	Left	Other	Right	Thru	Left	Other	Right	Thru	Left	Right	Left	Vehicle Total	Other Total	
13:00	0	15	3	6	5	10	148	30	0	23	5	12	5	17	133	3	405
13:15	0	8	5	2	4	2	117	28	0	19	3	13	3	18	106	11	332
13:30	0	12	7	10	2	8	122	33	2	24	3	10	3	8	114	2	353
13:45	0	4	4	2	4	8	130	29	0	36	2	16	1	11	124	7	373
Hr Total	0	39	19	20	15	28	517	120	2	102	13	51	13	54	477	23	1463
14:00	0	7	7	5	1	5	121	30	0	21	5	7	3	12	92	6	318
14:15	0	2	4	4	4	6	104	36	0	42	5	10	3	15	117	2	347
14:30	1	8	7	5	2	6	117	24	1	33	4	20	2	15	100	10	349
14:45	0	6	16	3	4	5	144	41	0	36	3	25	2	19	100	9	407
Hr Total	1	23	34	17	11	22	486	131	1	132	17	62	10	61	409	27	1421
15:00	1	7	1	5	3	5	105	48	1	40	13	23	3	14	107	3	371
15:15	1	7	1	8	2	11	123	29	0	38	7	19	0	9	101	16	369
15:30	0	13	1	5	1	6	121	21	0	65	21	20	1	15	132	9	429
15:45	1	10	11	5	2	5	116	29	0	55	11	25	0	12	134	5	418
Hr Total	3	37	14	23	8	27	465	127	1	198	52	87	4	50	474	33	1587
16:00	0	16	5	3	5	6	148	32	0	60	9	24	2	9	128	10	450
16:15	0	12	2	5	3	15	148	18	0	50	6	21	1	1	130	11	419
16:30	0	16	7	2	2	11	158	20	1	56	8	26	2	9	141	10	464
16:45	0	7	7	3	4	7	165	15	0	42	19	22	0	3	135	10	435
Hr Total	0	51	21	13	14	39	619	85	1	208	42	93	5	22	534	41	1768
17:00	0	12	4	10	1	12	144	22	0	48	15	22	3	2	127	11	429
17:15	0	12	0	5	5	10	129	20	0	38	4	11	0	4	139	15	387
17:30	0	7	3	5	4	7	160	17	1	29	9	9	2	2	124	8	380
17:45	0	11	1	6	1	13	129	19	1	21	2	11	1	7	111	16	347
Hr Total	0	42	8	26	11	42	562	78	2	136	30	53	6	15	501	50	1543
18:00	1	14	1	8	1	8	126	15	0	19	5	6	1	4	134	4	344
18:15	0	9	3	6	0	6	117	13	0	9	1	4	0	6	148	9	331
18:30	0	6	1	5	2	5	130	15	0	19	2	6	2	2	103	3	297
18:45	0	15	1	3	3	14	100	24	0	18	3	5	1	4	115	9	311
Hr Total	1	44	6	22	6	33	473	67	0	65	11	21	4	16	500	25	1283
19:00	0	13	2	2	2	2	112	13	1	13	3	5	0	2	116	4	287
19:15	0	3	1	5	1	12	117	11	0	17	3	6	0	1	92	9	277
19:30	0	8	2	1	0	14	114	8	0	6	1	5	2	4	79	6	248
19:45	0	1	1	1	0	7	109	6	0	15	2	4	1	6	93	9	254
Hr Total	0	25	6	9	3	35	452	38	1	51	9	20	3	13	380	28	1066



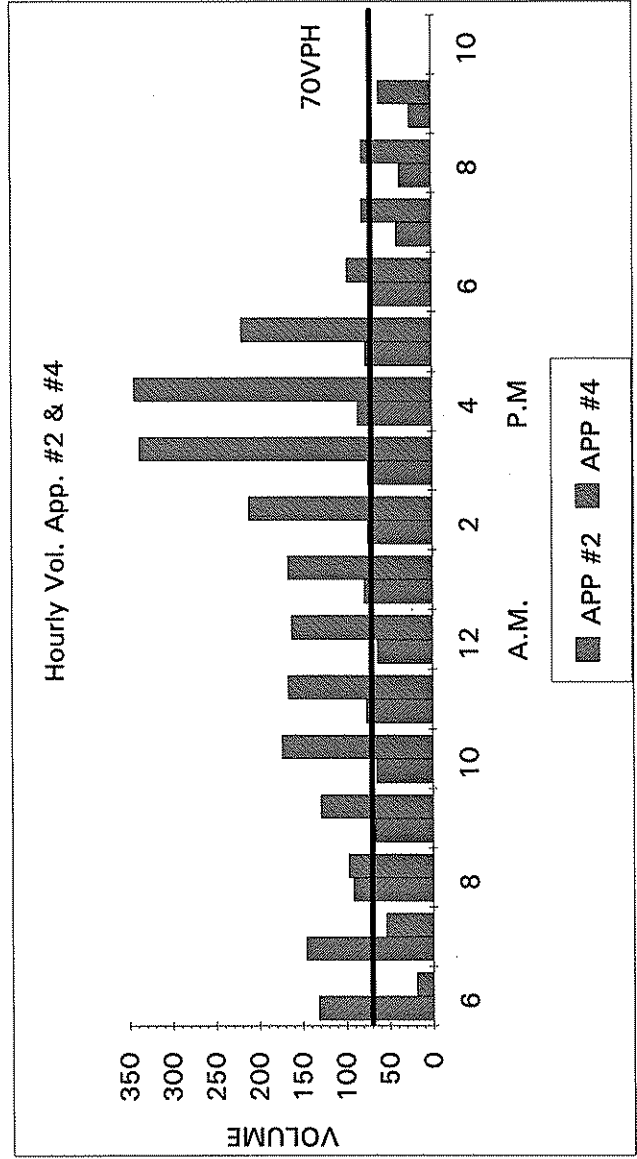
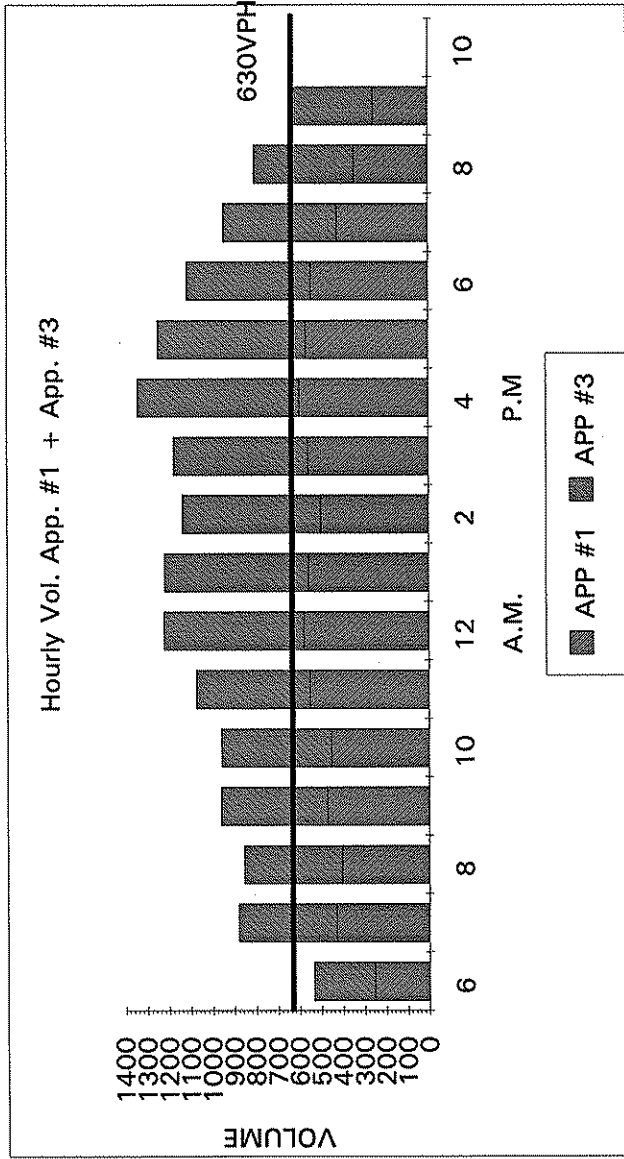
TMC9511 STOP WARRANT STUDY



TMC9511 SIGNAL WARRANT 1 STUDY

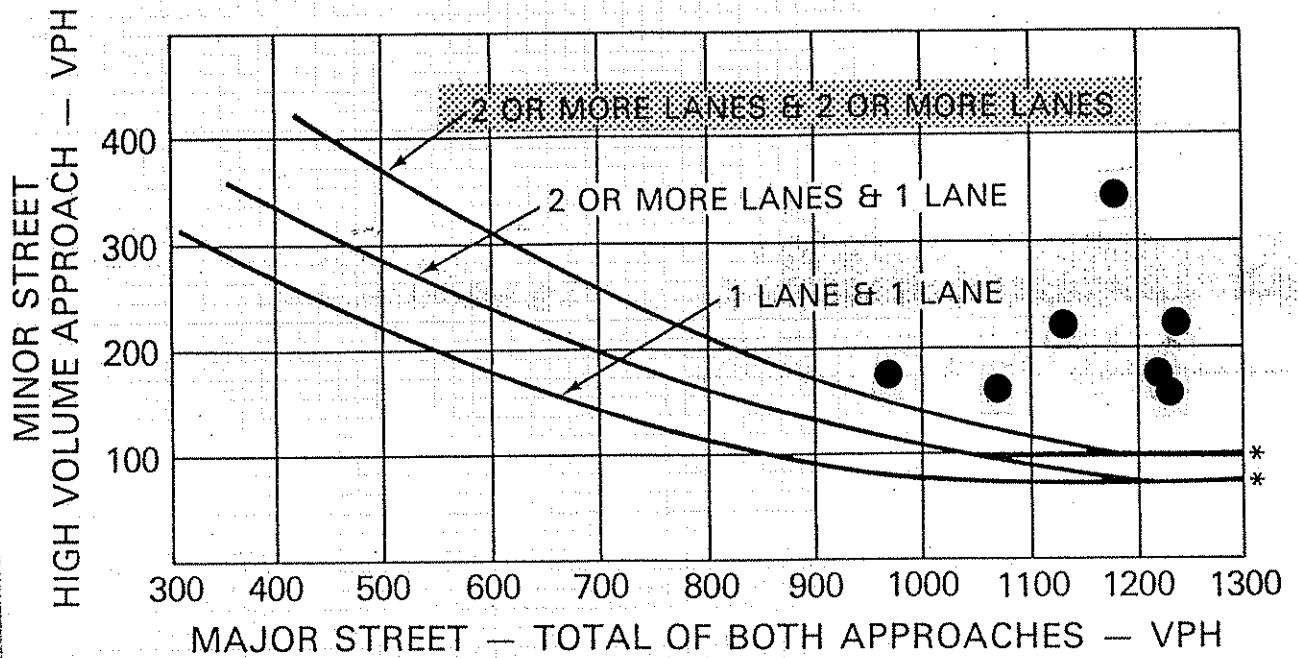


TMC9511 SIGNAL WARRANT 2 STUDY



# FIGURE 4-6. PEAK HOUR VOLUME WARRANT

(COMMUNITY LESS THAN 10,000 POPULATION OR ABOVE 40 MPH ON MAJOR STREET)



\*NOTE: 100 VPH APPLIES AS THE LOWER THRESHOLD VOLUME FOR A MINOR STREET APPROACH WITH TWO OR MORE LANES AND 75 VPH APPLIES AS THE LOWER THRESHOLD VOLUME FOR A MINOR STREET APPROACHING WITH ONE LANE.

● = VOLUMES WHICH EXCEED THE THRESHOLD AND ARE REPRESENTED ON THE GRAPH.

★ = VOLUMES WHICH EXCEED THE THRESHOLD BUT CANNOT BE REPRESENTED ON THE GRAPH.

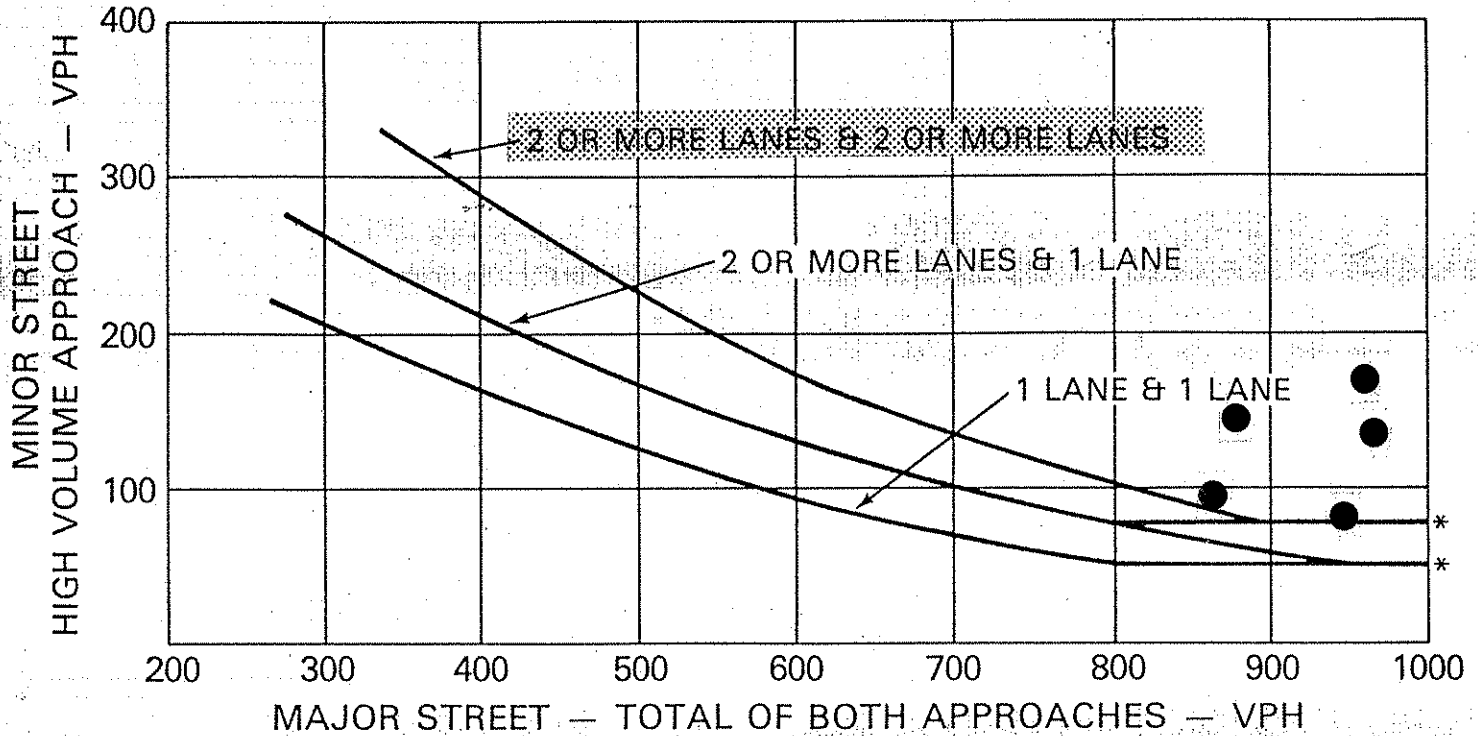
TIME	MAJOR STREETS (VPH)	MINOR STREET (VPH)
6-7 am	535	132
7-8 am	883	146
8-9 am	855	97
9-10 am	963	129
● 10-11 am	960	173
● 11-12 pm	1074	166
● 12-1 pm	1221	162
● 1-2 pm	1219	166
● 2-3 pm	1136	211
● 3-4 pm	1176	337
★ 4-5 pm	1340	343
● 5-6 pm	1248	219
6-7 pm	1114	97
7-8 pm	946	80
8-9 pm	803	80
9-10 pm	617	60

TMC 9511 CSAH 1 (EAST RIVER ROAD) @ BLACKFOOT STREET



# FIGURE 4-8. FOUR HOUR VOLUME WARRANT

(COMMUNITY LESS THAN 10,000 POPULATION OR ABOVE 40 MPH ON MAJOR STREET)



\*NOTE: 80 VPH APPLIES AS THE LOWER THRESHOLD VOLUME FOR A MINOR STREET APPROACH WITH TWO OR MORE LANES AND 60 VPH APPLIES AS THE LOWER THRESHOLD VOLUME FOR A MINOR STREET APPROACHING WITH ONE LANE.

● = VOLUMES WHICH EXCEED THE THRESHOLD AND ARE REPRESENTED ON THE GRAPH.

★ = VOLUMES WHICH EXCEED THE THRESHOLD BUT CANNOT BE REPRESENTED ON THE GRAPH.

TIME	MAJOR STREETS (VPH)	MINOR STREET (VPH)
6-7 am	535	132
● 7-8 am	883	146
● 8-9 am	855	97
● 9-10 am	963	129
● 10-11 am	960	173
★ 11-12 pm	1074	166
★ 12-1 pm	1221	162
★ 1-2 pm	1219	166
★ 2-3 pm	1136	211
★ 3-4 pm	1176	337
★ 4-5 pm	1340	343
★ 5-6 pm	1248	219
★ 6-7 pm	1114	97
● 7-8 pm	946	80
● 8-9 pm	803	80
9-10 pm	617	60



**COUNT LOCATION:** CSAH 1 (COON RAPIDS BLVD) @  
BLACKFOOT ST

**DATE:** 6/15/95

APP. #1= WB CSAH 1  
(COON RAPIDS BLVD)  
APP. #2= NB BLACKFOOT  
APP. #3= EB CSAH 1  
(COON RAPIDS BLVD)  
APP. #4= SB BLACKFOOT

APP. #2  
APP. #1      APP. #3  
APP. #4

HEAVY VEHICLE- ANY VEHICLE HAVING MORE THAN FOUR TIRES TOUCHING THE PAVEMENT  
A. TRUCKS- A HEAVY VEHICLE INVOLVED PRIMARILY IN THE TRANSPORT OF GOODS OR IN THE DELIVERY OF A SERVICE.  
B. RV- A HEAVY VEHICLE OPERATED BY A PRIVATE MOTORIST AND INVOLVED IN THE TRANSPORT OF RECREATIONAL EQUIPMENT OR FACILITIES.  
C. BUSES- A HEAVY VEHICLE INVOLVED IN THE TRANSPORTATION OF GROUPS OF PEOPLE.

TIME	PEDESTRIANS					HEAVY VEHICLES		
	APP. #1	APP. #2	APP. #3	APP. #4	15 MIN TOT	TRUCKS	RV	BUS
6:00-6:15AM	2				2	3		1
6:15-6:30	5	1		2	8	3		1
6:30-6:45	1				1	3		2
6:45-7:00	3	2	2		7	3		2
<b>HOURLY TOTAL</b>					<b>18</b>	<b>HOURLY TOTAL</b>		<b>18</b>
7:00-7:15	1	1			2	8		1
7:15-7:30	1	2			3	4		5
7:30-7:45	1		1		2	7		4
7:45-8:00						9		1
<b>HOURLY TOTAL</b>					<b>7</b>	<b>HOURLY TOTAL</b>		<b>39</b>
8:00-8:15						7		1
8:15-8:30	1	2			3	5		1
8:30-8:45		2			2	7		2
8:45-9:00	1				1	3	1	1
<b>HOURLY TOTAL</b>					<b>6</b>	<b>HOURLY TOTAL</b>		<b>28</b>
9:00-9:15	2				2	5		
9:15-9:30		1		1	2	4		2
9:30-9:45						6		
9:45-10:00						5		2
<b>HOURLY TOTAL</b>					<b>4</b>	<b>HOURLY TOTAL</b>		<b>24</b>
10:00-10:15						6		1
10:15-10:30						1		
10:30-10:45	1				1	4		1
10:45-11:00						7		
<b>HOURLY TOTAL</b>					<b>1</b>	<b>HOURLY TOTAL</b>		<b>20</b>
11:00-11:15						6		1
11:15-11:30						7		2
11:30-11:45						7	1	1
11:45-12:00						4		
<b>HOURLY TOTAL</b>						<b>HOURLY TOTAL</b>		<b>29</b>
12:00-12:15	2				2	17		2
12:15-12:30						12		
12:30-12:45	1	1			2	7	1	
12:45-1:00			2	2	4	5		2
<b>HOURLY TOTAL</b>					<b>8</b>	<b>HOURLY TOTAL</b>		<b>46</b>
1:00-1:15						7		3
1:15-1:30						7		
1:30-1:45						7		1
1:45-2:00						4		1
<b>HOURLY TOTAL</b>						<b>HOURLY TOTAL</b>		<b>30</b>



**NORTH**

APP. #1=WB CSAH 1  
(COON RAPIDS BLVD)  
APP. #2=NB BLACKFOOT

---

APP. #3=EB CSAH 1  
(COON RAPIDS BLVD)  
APP. #4=SB BLACKFOOT

**COUNT LOCATION:** CSAH 1 (COON RAPIDS BLVD) @  
BLACKFOOT ST

**DATE:** 6/13/95

APP. #2

---

APP. #1                      APP. #3

---

APP. #4

- HEAVY VEHICLE- ANY VEHICLE HAVING MORE THAN FOUR TIRES TOUCHING THE PAVEMENT
- A. TRUCKS- A HEAVY VEHICLE INVOLVED PRIMARILY IN THE TRANSPORT OF GOODS OR IN THE DELIVERY OF A SERVICE.
  - B. RV- A HEAVY VEHICLE OPERATED BY A PRIVATE MOTORIST AND INVOLVED IN THE TRANSPORT OF RECREATIONAL EQUIPMENT OR FACILITIES.
  - C. BUSES- A HEAVY VEHICLE INVOLVED IN THE TRANSPORTATION OF GROUPS OF PEOPLE.

TIME	PEDESTRIANS					HEAVY VEHICLES		
	APP. #1	APP. #2	APP. #3	APP. #4	15 MIN TOT	TRUCKS	RV	BUS
2:00-2:15PM						3		1
2:15-2:30						6		1
2:30-2:45						5		1
2:45-3:00						6		
<b>HOURLY TOTAL</b>						<b>HOURLY TOTAL</b>		<b>23</b>
3:00-3:15			5		5	8		
3:15-3:30						2		1
3:30-3:45						2		1
3:45-4:00						2		1
<b>HOURLY TOTAL</b>					<b>5</b>	<b>HOURLY TOTAL</b>		<b>17</b>
4:00-4:15			5	1	6	4		1
4:15-4:30			1		1	2		2
4:30-4:45						3		2
4:45-5:00						1		3
<b>HOURLY TOTAL</b>					<b>7</b>	<b>HOURLY TOTAL</b>		<b>18</b>
5:00-5:15	1				1	1		3
5:15-5:30						3		2
5:30-5:45						5		2
5:45-6:00						1		2
<b>HOURLY TOTAL</b>					<b>1</b>	<b>HOURLY TOTAL</b>		<b>19</b>
6:00-6:15						2		1
6:15-6:30								
6:30-6:45	1				1	1		3
6:45-7:00	3				3			4
<b>HOURLY TOTAL</b>					<b>4</b>	<b>HOURLY TOTAL</b>		<b>11</b>
7:00-7:15						1		2
7:15-7:30						1		
7:30-7:45						1		1
7:45-8:00						1		
<b>HOURLY TOTAL</b>						<b>HOURLY TOTAL</b>		<b>7</b>
8:00-8:15				1	1	2		
8:15-8:30								1
8:30-8:45						1		1
8:45-9:00						1		1
<b>HOURLY TOTAL</b>					<b>1</b>	<b>HOURLY TOTAL</b>		<b>7</b>
9:00-9:15	2	1			3	1		
9:15-9:30								1
9:30-9:45		1			1			1
9:45-10:00			3		3	2		
<b>HOURLY TOTAL</b>					<b>7</b>	<b>HOURLY TOTAL</b>		<b>5</b>