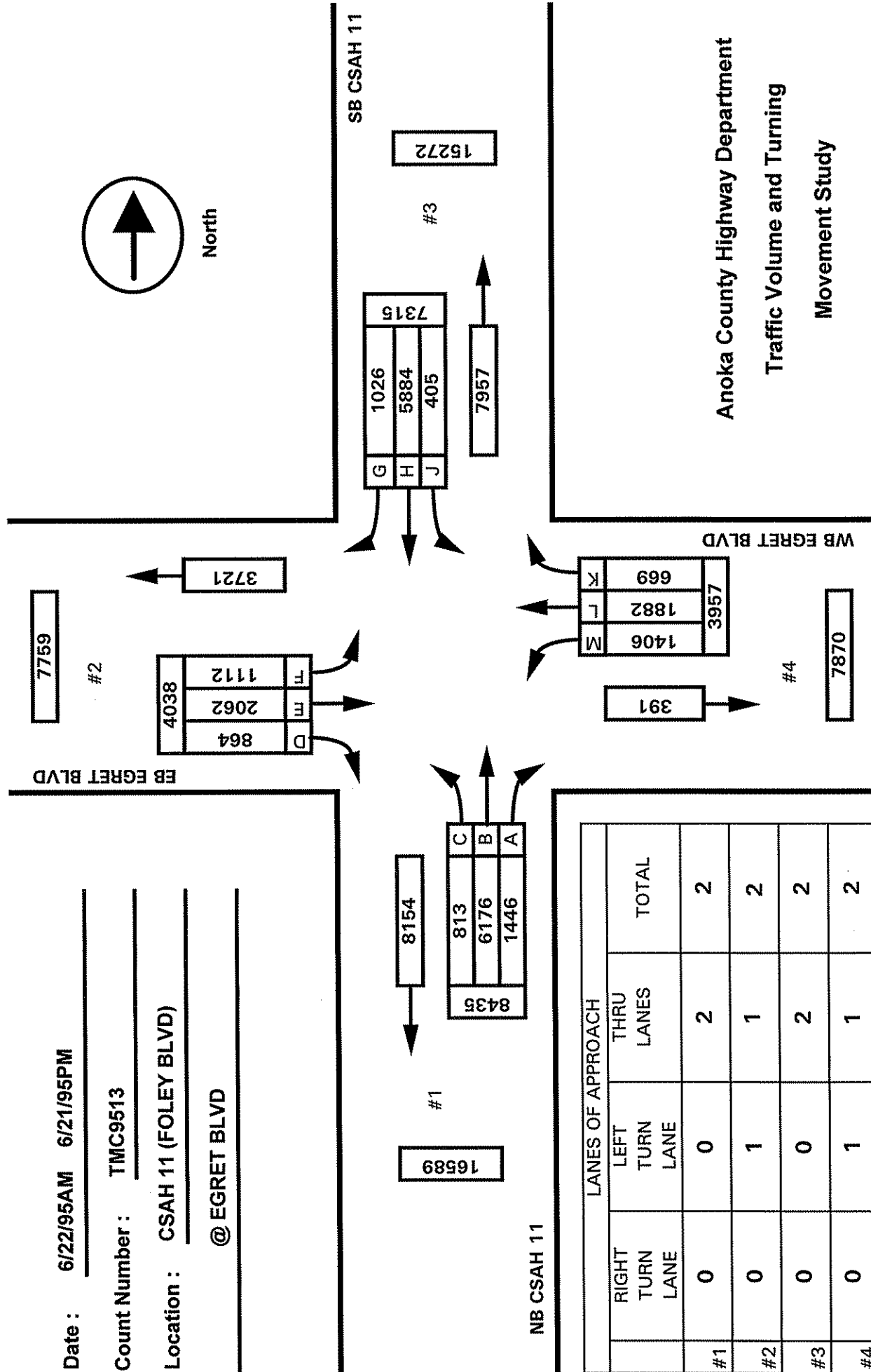


Date : 6/22/95AM 6/21/95PM

Count Number : TMC9513

Location : CSAH 11 (FOLEY BLVD)

@ EGRET BLVD



Anoka County Highway Department
Traffic Volume and Turning
Movement Study

	LANES OF APPROACH			TOTAL
	RIGHT TURN LANE	LEFT TURN LANE	THRU LANES	
#1	0	0	2	2
#2	0	1	1	2
#3	0	0	2	2
#4	0	1	1	2

TRAFFIC ENGINEERING SECTION
 TRAFFIC VOLUME AND
 TURNING MOVEMENT STUDY

Counter : TDC GHT
 Counted by ANA URIE
 CLEAR/90s

Date	Vehicle group 1																	
	CSAH 11 (FOLEY BLVD) Southbound		EGRET BLVD Westbound		CSAH 11 (FOLEY BLVD) Northbound		EGRET BLVD Eastbound		Vehicle Total									
	Other	Right	Thru	Left	Other	Right	Thru	Left	Other	Right	Thru	Left	Vehicle Total	Other Total				
06:00	1	4	154	5	0	0	7	50	2	6	10	3	1	19	18	4	280	4
06:15	2	4	212	4	2	1	13	39	2	10	16	3	0	17	25	6	350	6
06:30	4	12	196	6	1	1	12	46	3	11	35	4	0	26	24	11	384	8
06:45	2	11	196	6	0	2	14	31	1	8	43	5	1	12	32	7	367	4
Hr Total	9	31	758	21	3	4	46	166	8	35	104	15	2	74	99	28	1381	22
07:00	0	7	190	9	1	2	13	44	3	10	45	10	1	35	36	7	408	5
07:15	0	13	193	13	2	2	21	53	1	8	44	8	2	16	38	2	411	5
07:30	2	7	195	16	2	4	25	41	4	21	57	7	2	19	39	21	452	10
07:45	2	14	172	5	3	1	27	46	1	5	45	6	0	27	40	10	398	6
Hr Total	4	41	750	43	8	9	86	184	9	44	191	31	5	97	153	40	1669	26
08:00	1	10	104	4	0	2	20	33	2	19	28	9	2	11	41	8	289	5
08:15	1	8	109	2	1	4	16	25	2	9	44	4	3	11	20	14	266	7
08:30	2	12	96	8	0	3	16	21	2	11	42	10	5	15	15	14	263	9
08:45	4	14	92	3	1	0	21	29	2	13	33	9	2	16	19	9	258	9
Hr Total	8	44	401	17	2	9	73	108	8	52	147	32	12	53	95	45	1076	30
09:00	7	22	83	5	0	4	16	20	1	9	47	5	0	8	30	15	264	8
09:15	2	10	73	6	3	4	21	12	4	8	43	6	1	8	20	9	220	10
09:30	4	11	81	10	2	11	26	22	3	15	48	7	0	8	18	12	269	9
09:45	3	16	75	5	0	6	24	22	5	10	54	7	1	18	25	13	275	9
Hr Total	16	59	312	26	5	25	87	76	13	42	192	25	2	42	93	49	1028	36
10:00	2	18	64	11	0	12	28	19	2	8	60	4	1	14	22	13	273	5
10:15	0	8	49	8	4	9	21	21	6	7	54	7	1	8	23	15	230	11
10:30	2	13	66	9	0	9	11	12	6	16	39	8	1	15	17	16	231	9
10:45	6	16	61	4	1	7	22	9	1	13	53	4	1	7	26	10	232	9
Hr Total	10	55	240	32	5	37	82	61	15	44	206	23	4	44	88	54	966	34
11:00	0	15	64	2	1	9	16	17	5	17	68	12	1	8	23	20	271	7
11:15	3	15	80	8	0	6	25	11	4	8	62	9	1	8	18	11	261	8
11:30	9	14	80	6	0	8	27	16	1	10	71	14	2	13	28	12	299	12
11:45	2	15	76	6	1	13	21	19	1	15	80	12	3	11	25	20	313	7
Hr Total	14	59	300	22	2	36	89	63	11	50	281	47	7	40	94	63	1144	34
12:00	3	11	51	5	1	13	30	15	2	18	77	10	1	6	28	13	277	7
12:15	0	16	79	6	1	9	28	18	2	24	87	8	2	12	34	13	334	5
12:30	1	15	76	6	0	21	30	19	2	21	92	9	1	8	29	17	343	4
12:45	2	24	80	5	0	6	25	21	2	17	73	8	0	11	16	27	313	4
Hr Total	6	66	286	22	2	49	113	73	8	80	329	35	4	37	107	70	1267	20

Vehicle group 1

Date 06/21/95	CSAH 11 (FOLEY BLVD) Southbound				EGRET BLVD Westbound				CSAH 11 (FOLEY BLVD) Northbound				EGRET BLVD Eastbound				Vehicle Total	Other Total
	Other	Right	Thru	Left	Other	Right	Thru	Left	Other	Right	Thru	Left	Other	Right	Thru	Left		

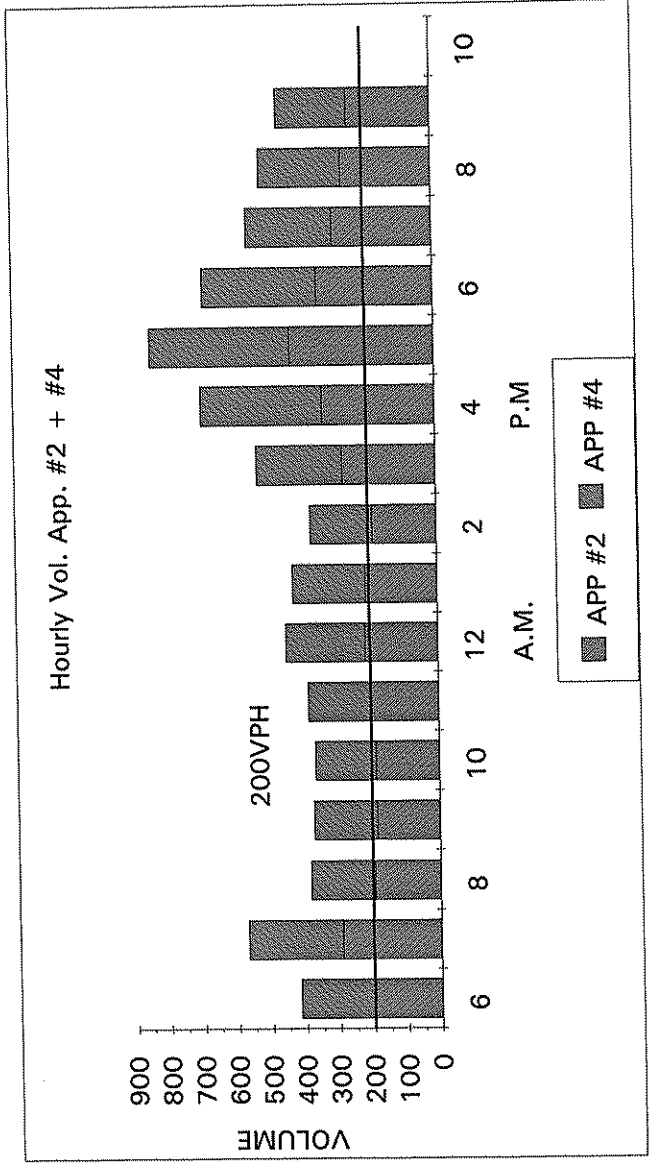
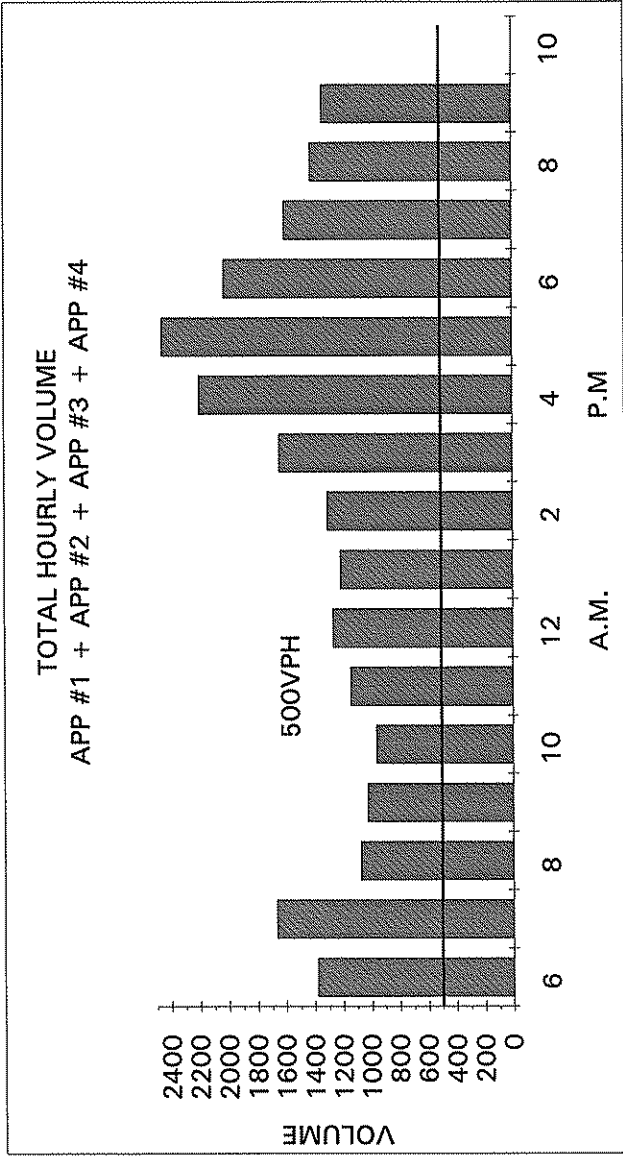
13:00	2	15	82	5	3	7	21	23	6	20	93	15	1	10	21	18	330	12
13:15	2	11	69	4	0	6	25	22	2	19	67	3	1	9	27	21	283	5
13:30	0	13	78	5	0	7	24	24	3	14	71	9	2	13	27	8	293	8
13:45	3	13	69	4	3	15	20	22	1	16	84	10	2	9	32	16	310	9
Hr Total	7	52	298	18	6	35	90	91	12	69	315	37	6	41	107	63	1216	31
14:00	1	16	90	5	1	13	19	18	6	18	76	13	0	10	28	8	314	8
14:15	2	13	88	6	1	7	17	12	2	25	92	15	1	12	34	9	330	6
14:30	1	11	76	4	0	10	25	18	5	28	86	16	0	10	19	14	317	6
14:45	1	15	83	3	0	11	20	15	5	28	113	13	0	6	24	14	345	6
Hr Total	5	55	337	18	2	41	81	63	18	99	367	57	1	38	105	45	1306	26
15:00	3	21	80	3	1	9	23	17	5	32	130	12	0	15	25	18	385	9
15:15	3	17	62	4	2	11	35	15	1	28	111	14	0	7	38	16	358	6
15:30	1	16	66	5	0	12	34	15	1	33	152	14	1	18	46	20	431	3
15:45	2	16	73	10	4	23	36	24	4	44	158	15	2	13	46	12	470	12
Hr Total	9	70	281	22	7	55	128	71	11	137	551	55	3	53	155	66	1644	30
16:00	0	15	71	13	0	19	52	12	4	44	180	21	1	11	43	26	507	5
16:15	4	18	80	9	1	13	39	18	4	49	229	29	0	16	43	28	571	9
16:30	1	15	74	5	1	24	63	23	2	49	181	19	1	10	39	27	529	5
16:45	0	17	94	10	0	20	53	24	3	49	218	22	2	7	41	40	595	5
Hr Total	5	65	319	37	2	76	207	77	13	191	808	91	4	44	166	121	2202	24
17:00	1	26	88	5	1	17	56	18	1	33	220	15	2	19	57	33	587	5
17:15	1	18	99	6	0	12	51	22	3	48	208	29	1	27	50	31	601	5
17:30	2	26	100	8	0	30	79	24	2	49	215	24	1	20	66	18	659	5
17:45	2	21	94	12	1	29	53	26	2	40	208	26	1	27	46	30	612	6
Hr Total	6	91	381	31	2	88	239	90	8	170	851	94	5	93	219	112	2459	21
18:00	1	19	91	8	0	19	39	28	4	34	213	19	2	10	47	19	546	7
18:15	3	26	99	14	0	20	49	22	2	30	156	28	1	11	40	29	524	6
18:30	0	19	94	2	1	14	46	22	1	41	164	20	2	23	40	31	516	4
18:45	0	21	77	3	1	13	46	21	1	35	116	16	0	25	49	19	441	2
Hr Total	4	85	361	27	2	66	180	93	8	140	649	83	5	69	176	98	2027	19
19:00	0	31	98	6	1	18	29	14	0	39	124	30	1	19	34	30	472	2
19:15	2	24	80	10	0	8	31	23	0	20	86	17	2	23	45	14	381	4
19:30	1	26	94	5	1	10	44	14	3	34	90	12	0	10	30	17	386	5
19:45	1	22	66	10	1	10	33	22	3	13	105	12	0	8	33	30	364	5
Hr Total	4	103	338	31	3	46	137	73	6	106	405	71	3	60	142	91	1603	16

Vehicle group 1

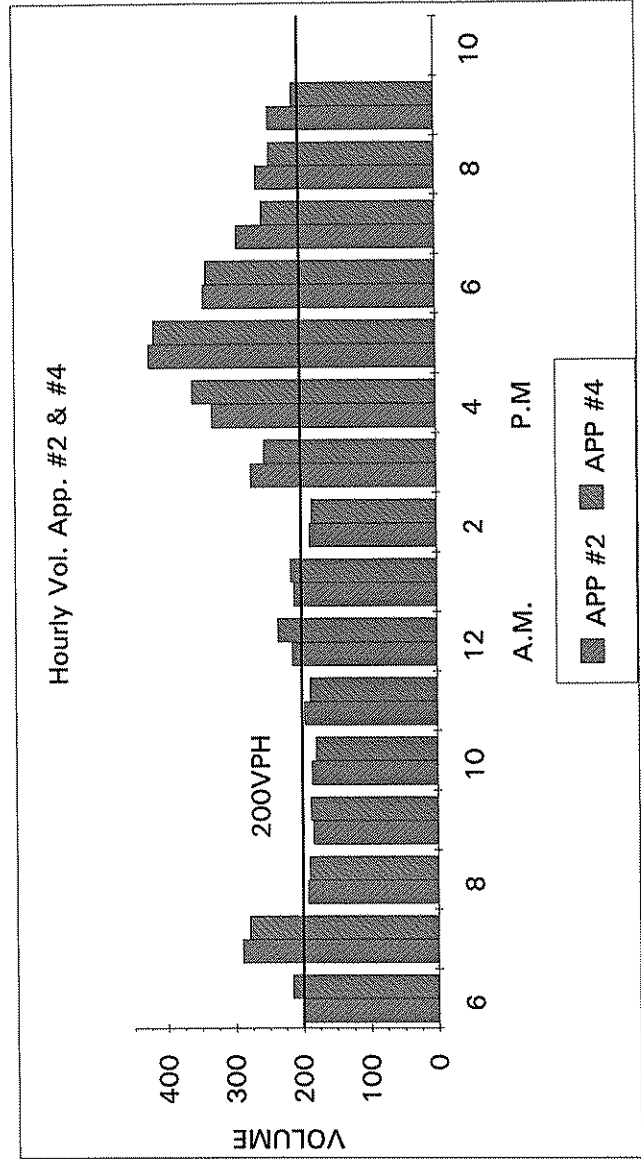
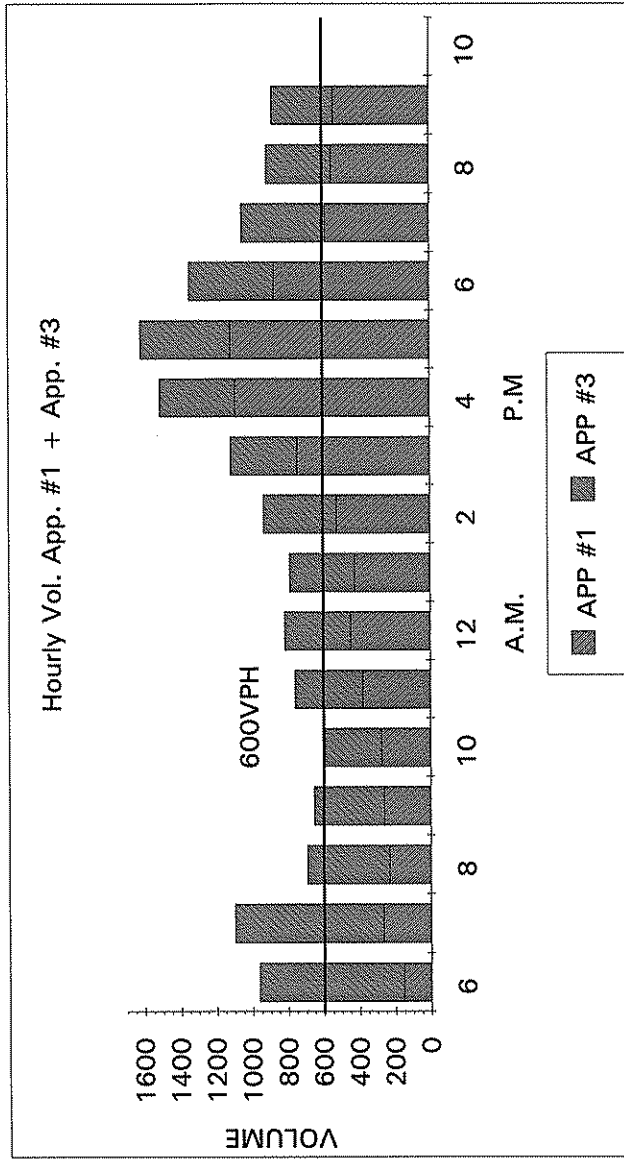
Date 06/21/95	CSAH 11 (FOLEY BLVD) Southbound			EGRET BLVD Westbound			CSAH 11 (FOLEY BLVD) Northbound			EGRET BLVD Eastbound			Vehicle Total					
	Other	Right	Thru	Left	Other	Right	Thru	Left	Other	Right	Thru	Left	Total	Other	Total			
20:00	0	16	47	4	0	15	40	17	2	20	100	13	0	10	28	24	334	2
20:15	1	18	68	4	0	12	26	12	0	17	81	11	0	13	38	19	319	1
20:30	0	19	84	5	2	9	36	12	0	24	114	15	0	5	36	29	388	2
20:45	1	27	70	2	0	12	29	24	0	29	100	24	0	12	31	19	379	1
Hr Total	2	80	269	15	2	48	131	65	2	90	395	63	0	40	133	91	1420	6
21:00	0	21	62	6	0	14	28	14	0	23	77	17	0	1	38	25	326	0
21:15	0	15	64	9	0	16	35	15	0	25	119	10	0	16	40	22	386	0
21:30	0	20	70	6	0	8	28	15	0	24	99	14	0	13	25	18	340	0
21:45	0	14	57	2	0	7	22	8	0	25	90	13	0	9	27	11	285	0
Hr Total	0	70	253	23	0	45	113	52	0	97	385	54	0	39	130	76	1337	0

TOTAL	109	1026	5884	405	53	669	1882	1406	150	1446	6176	813	63	864	2062	1112	23745	375
---------	-----	------	------	-----	----	-----	------	------	-----	------	------	-----	----	-----	------	------	-------	-----

TMC9513 STOP WARRANT STUDY



TMC9513 SIGNAL WARRANT 1 STUDY



TMC9513 SIGNAL WARRANT 2 STUDY

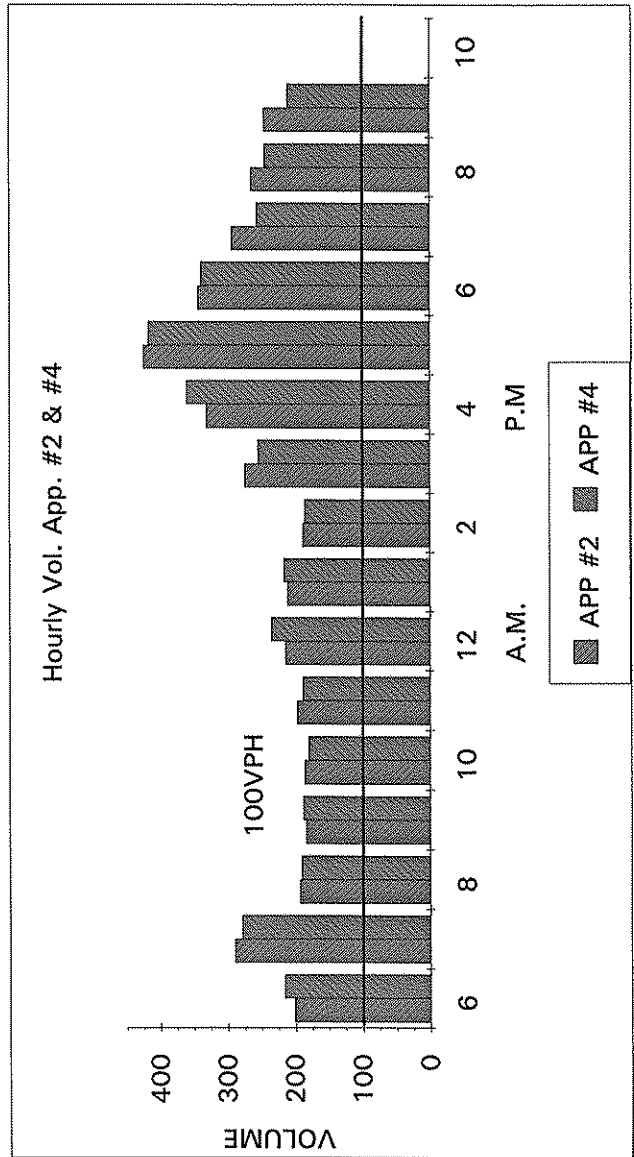
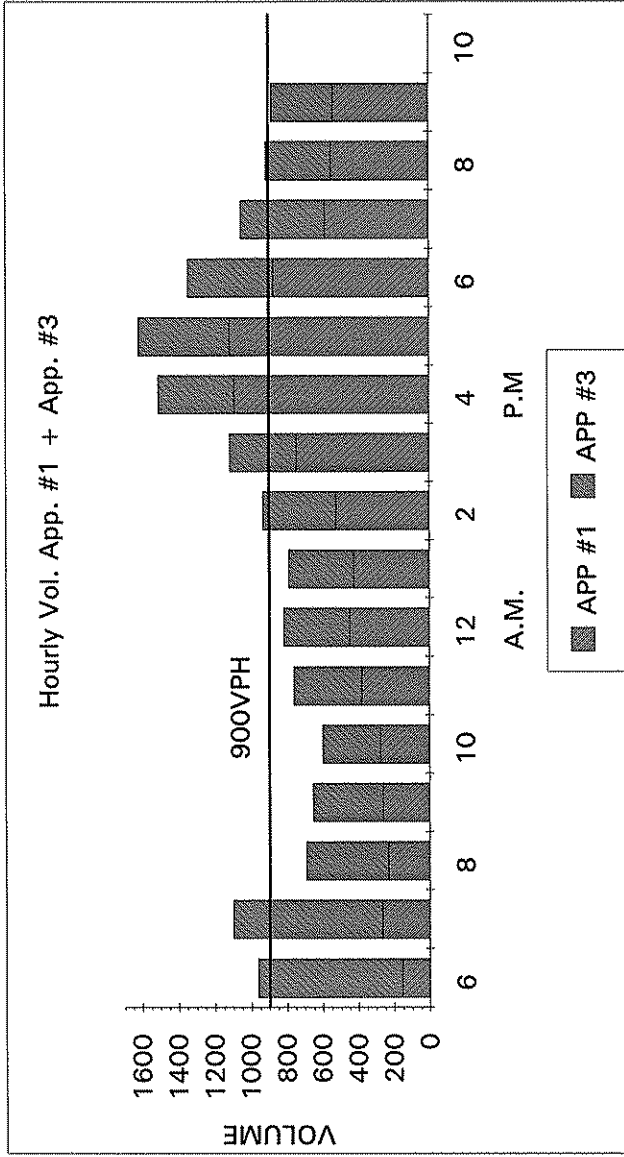
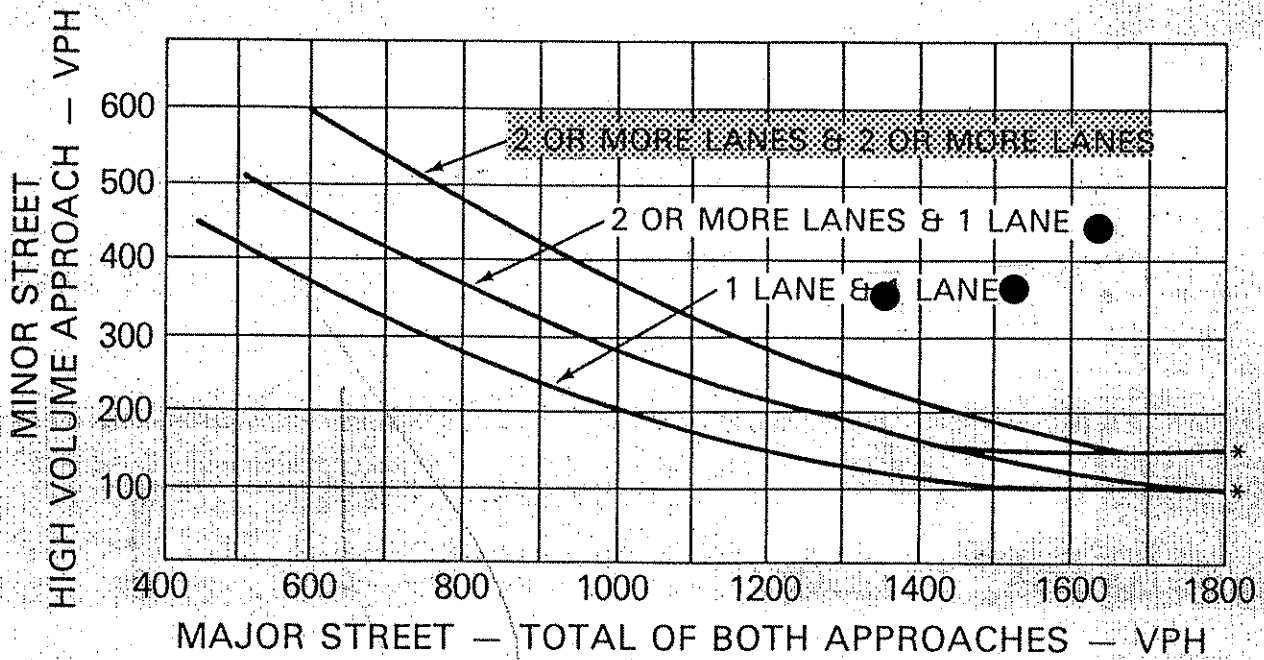


FIGURE 4-5. PEAK HOUR VOLUME WARRANT



*NOTE: 150 VPH APPLIES AS THE LOWER THRESHOLD VOLUME FOR A MINOR STREET APPROACH WITH TWO OR MORE LANES AND 100 VPH APPLIES AS THE LOWER THRESHOLD VOLUME FOR A MINOR STREET APPROACHING WITH ONE LANE.

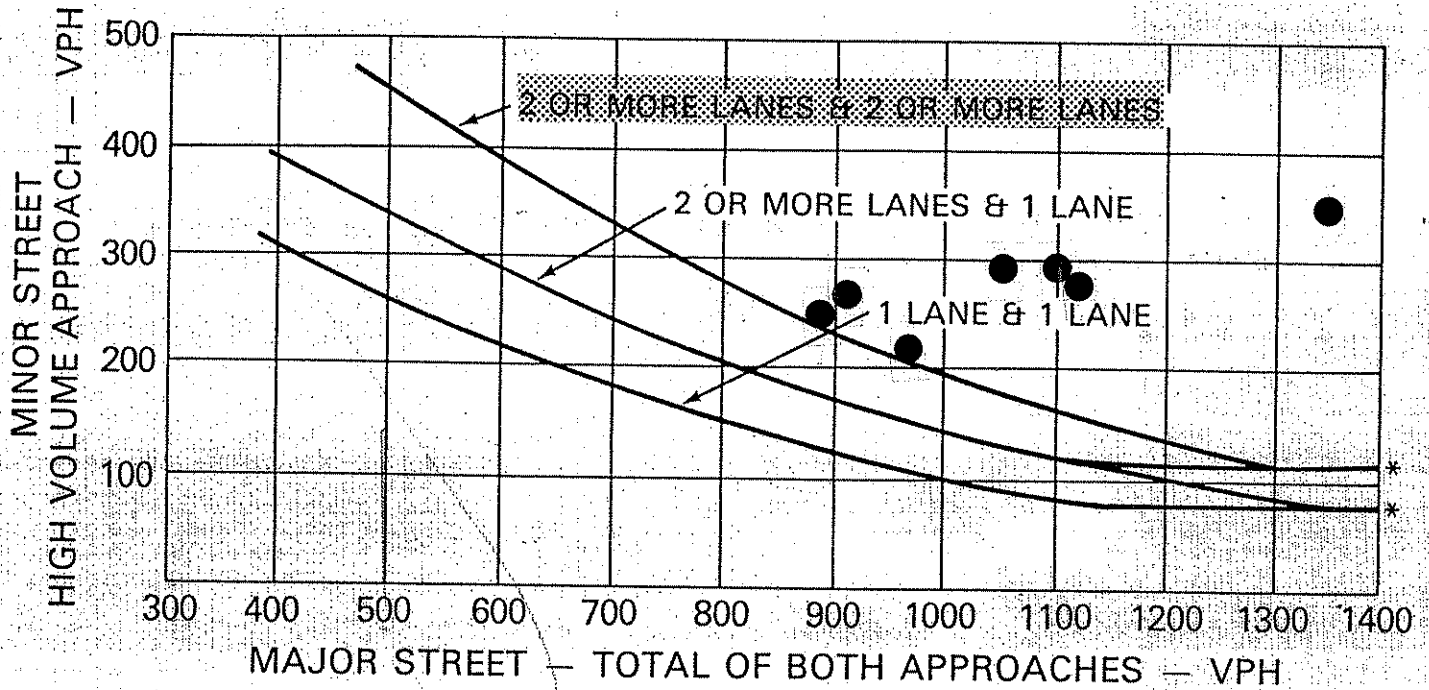
● = VOLUMES WHICH EXCEED THE THRESHOLD AND ARE REPRESENTED ON THE GRAPH.

★ = VOLUMES WHICH EXCEED THE THRESHOLD BUT CANNOT BE REPRESENTED ON THE GRAPH.

TIME	MAJOR STREETS (VPH)	MINOR STREET (VPH)
6-7 am	964	216
7-8 am	1100	290
8-9 am	693	193
9-10 am	656	188
10-11 am	600	186
11-12 pm	759	197
12-1 pm	818	235
1-2 pm	789	216
2-3 pm	933	188
3-4 pm	1116	274
4-5 pm	1511	360
5-6 pm	1618	424
6-7 pm	1345	343
7-8 pm	1054	293
8-9 pm	912	264
9-10 pm	882	245

TMC9513 CSAH 11 (FOLEY BLVD) @ EGRET BLVD

FIGURE 4-7. FOUR HOUR VOLUME WARRANT




*NOTE: 115 VPH APPLIES AS THE LOWER THRESHOLD VOLUME FOR A MINOR STREET APPROACH WITH TWO OR MORE LANES AND 80 VPH APPLIES AS THE LOWER THRESHOLD VOLUME FOR A MINOR STREET APPROACHING WITH ONE LANE.

● = VOLUMES WHICH EXCEED THE THRESHOLD AND ARE REPRESENTED ON THE GRAPH.

★ = VOLUMES WHICH EXCEED THE THRESHOLD BUT CANNOT BE REPRESENTED ON THE GRAPH.

TIME	MAJOR STREETS (VPH)	MINOR STREET (VPH)
● 6-7 am	964	216
● 7-8 am	1100	290
● 8-9 am	693	193
● 9-10 am	656	188
● 10-11 am	600	186
● 11-12 pm	759	197
● 12-1 pm	818	235
● 1-2 pm	789	216
● 2-3 pm	933	188
●★ 3-4 pm	1116	274
★ 4-5 pm	1511	360
★ 5-6 pm	1618	424
● 6-7 pm	1345	343
● 7-8 pm	1054	293
● 8-9 pm	912	264
● 9-10 pm	882	245

TMC9513 CSAH 11 (FOLEY BLVD) @ EGRET BLVD



NORTH

APP. #1= NB CSAH 11
(FOLEY BLVD)

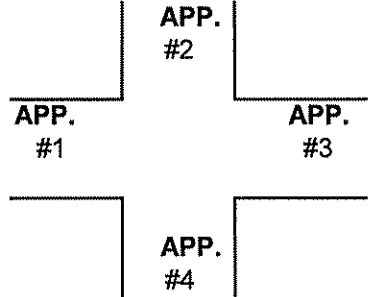
APP. #2= EB EGRET
BLVD

APP. #3= SB CSAH 11
(FOLEY BLVD)

APP. #4= WB EGRET
BLVD

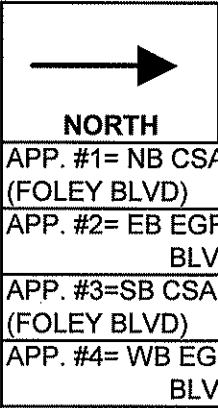
COUNT LOCATION: CSAH 11 (FOLEY BLVD) @
EGRET BLVD

DATE: 6/22/95



- HEAVY VEHICLE- ANY VEHICLE HAVING MORE THAN FOUR TIRES TOUCHING THE PAVEMENT
- A. TRUCKS- A HEAVY VEHICLE INVOLVED PRIMARILY IN THE TRANSPORT OF GOODS OR IN THE DELIVERY OF A SERVICE.
 - B. RV- A HEAVY VEHICLE OPERATED BY A PRIVATE MOTORIST AND INVOLVED IN THE TRANSPORT OF RECREATIONAL EQUIPMENT OR FACILITIES.
 - C. BUSES- A HEAVY VEHICLE INVOLVED IN THE TRANSPORTATION OF GROUPS OF PEOPLE.

TIME	PEDESTRIANS					HEAVY VEHICLES		
	APP. #1	APP. #2	APP. #3	APP. #4	15 MIN TOT	TRUCKS	RV	BUS
6:00-6:15AM				1	1	3		1
6:15-6:30						7	2	
6:30-6:45						2		1
6:45-7:00						3		1
HOURLY TOTAL					1	HOURLY TOTAL		20
7:00-7:15						4	1	
7:15-7:30						4	1	
7:30-7:45				1	1	9		1
7:45-8:00	1				1	6		
HOURLY TOTAL					2	HOURLY TOTAL		26
8:00-8:15						4		1
8:15-8:30				1	1	7		
8:30-8:45						5		4
8:45-9:00						8		
HOURLY TOTAL					1	HOURLY TOTAL		29
9:00-9:15						6		1
9:15-9:30						10		
9:30-9:45						8		
9:45-10:00						9		
HOURLY TOTAL						HOURLY TOTAL		34
10:00-10:15						5		
10:15-10:30						11		1
10:30-10:45				2	2	8		
10:45-11:00				2	2	9		
HOURLY TOTAL					4	HOURLY TOTAL		34
11:00-11:15						7		1
11:15-11:30						7		1
11:30-11:45						8		3
11:45-12:00						7		
HOURLY TOTAL						HOURLY TOTAL		34
12:00-12:15						7		
12:15-12:30						3		2
12:30-12:45						3		1
12:45-1:00						3	1	
HOURLY TOTAL						HOURLY TOTAL		20
1:00-1:15						12	1	
1:15-1:30						5		
1:30-1:45						3		
1:45-2:00						6		
HOURLY TOTAL						HOURLY TOTAL		27



COUNT LOCATION: CSAH 11 (FOLEY BLVD) @
EGRET BLVD

DATE: 6/21/95

- HEAVY VEHICLE- ANY VEHICLE HAVING MORE THAN FOUR TIRES TOUCHING THE PAVEMENT
- A. TRUCKS- A HEAVY VEHICLE INVOLVED PRIMARILY IN THE TRANSPORT OF GOODS OR IN THE DELIVERY OF A SERVICE.
 - B. RV- A HEAVY VEHICLE OPERATED BY A PRIVATE MOTORIST AND INVOLVED IN THE TRANSPORT OF RECREATIONAL EQUIPMENT OR FACILITIES.
 - C. BUSES- A HEAVY VEHICLE INVOLVED IN THE TRANSPORTATION OF GROUPS OF PEOPLE.

TIME	PEDESTRIANS					HEAVY VEHICLES		
	APP. #1	APP. #2	APP. #3	APP. #4	15 MIN TOT	TRUCKS	RV	BUS
2:00-2:15PM						7		
2:15-2:30						7		
2:30-2:45						7		
2:45-3:00						6		
HOURLY TOTAL						HOURLY TOTAL		27
3:00-3:15				2	2	9		
3:15-3:30						5		1
3:30-3:45						3		
3:45-4:00						10	2	1
HOURLY TOTAL					2	HOURLY TOTAL		31
4:00-4:15						5		
4:15-4:30						8		1
4:30-4:45						4		
4:45-5:00						2		
HOURLY TOTAL						HOURLY TOTAL		20
5:00-5:15						3	1	
5:15-5:30						4		1
5:30-5:45						4		1
5:45-6:00						5		1
HOURLY TOTAL						HOURLY TOTAL		20
6:00-6:15						6		1
6:15-6:30						5		1
6:30-6:45						6		
6:45-7:00								
HOURLY TOTAL						HOURLY TOTAL		19
7:00-7:15						2		
7:15-7:30						3		
7:30-7:45						4		1
7:45-8:00						5		
HOURLY TOTAL						HOURLY TOTAL		15
8:00-8:15			1		1	2		
8:15-8:30						1		
8:30-8:45						2		
8:45-9:00						1		
HOURLY TOTAL					1	HOURLY TOTAL		6
9:00-9:15								
9:15-9:30								
9:30-9:45								
9:45-10:00								
HOURLY TOTAL						HOURLY TOTAL		