


Date : 8/16/95AM 8/18/95PM

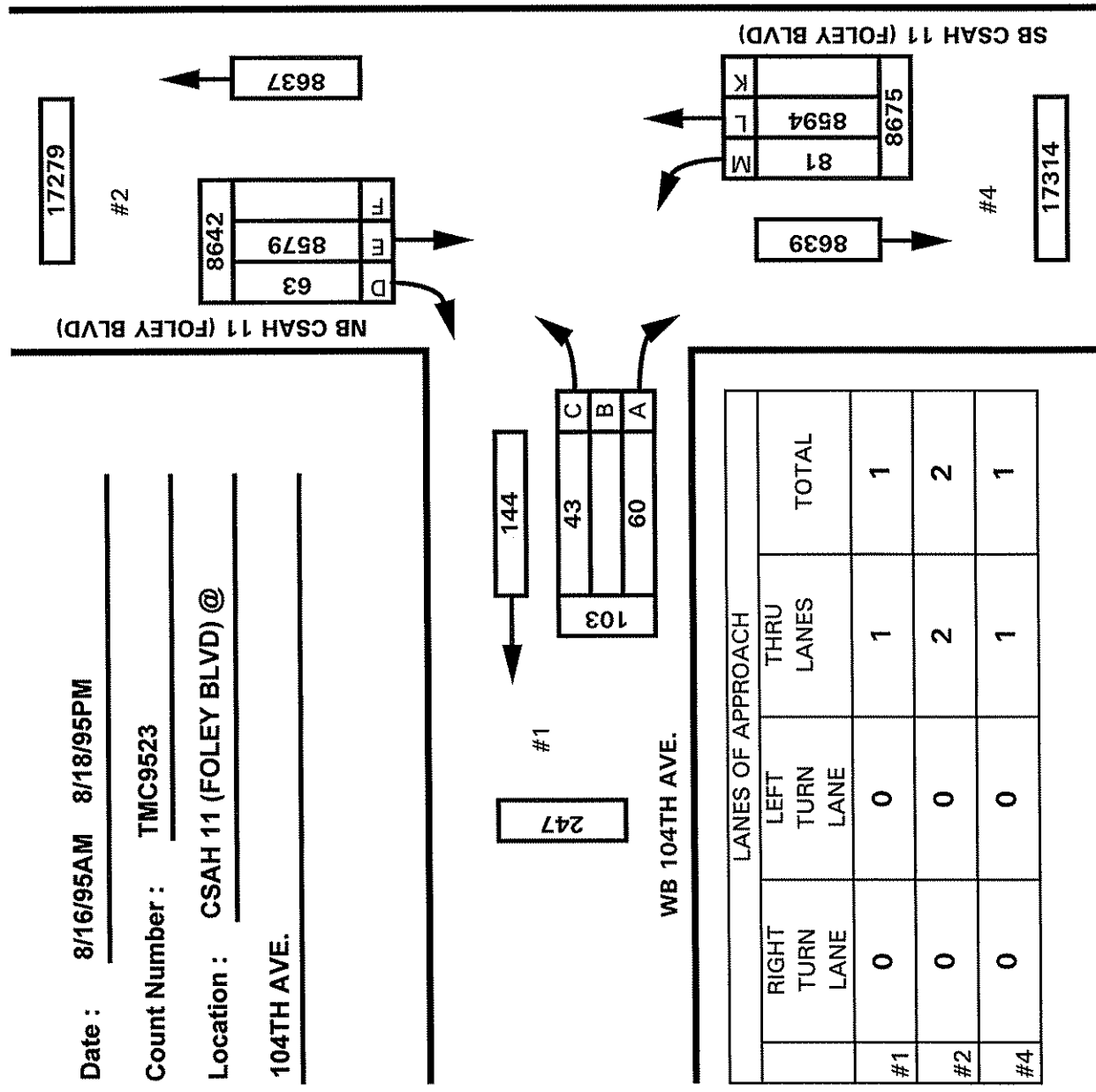
Count Number : TMC9523

Location : CSAH 11 (FOLEY BLVD) @

104TH AVE.



North



Anoka County Highway Department  
 Traffic Volume and Turning  
 Movement Study

17279

#2

8642		TI
8579		E
63		D

8637

SB CSAH 11 (FOLEY BLVD)

8675		K
8594		L
81		M

8639

#4

17314

144		
43		C
		B
60		A

#1

247

WB 104TH AVE.

ANKOK COUNTY HIGHWAY DEPARTMENT  
 TRAFFIC ENGINEERING SECTION  
 TRAFFIC VOLUME AND  
 TURNING MOVEMENT STUDY

Site Code : 952301  
 Start Date: 08/14/95  
 File I.D. : TMC9523  
 Page : 1

Counter : TDC EIGHT  
 Counted by ANN AND LAURIE!  
 DRY/CLOUDY

Vehicle group 1

Date	CSAH 11 (FOLEY BLVD.)				104TH AVE.				CSAH 11 (FOLEY BLVD.)				Vehicle Total	Other Total
	Other	Thru	Left	Southbound	Other	Right	Left	Westbound	Other	Right	Thru	Northbound		
06:00	3	208	0	0	0	0	0	0	0	0	29	237	7	
06:15	2	279	0	0	0	1	0	0	0	31	311	311	2	
06:30	2	287	2	0	0	0	0	0	0	40	329	329	3	
06:45	4	256	1	0	0	1	0	0	0	56	314	314	5	
<b>Hr Total</b>	<b>11</b>	<b>1030</b>	<b>3</b>	<b>0</b>	<b>1</b>	<b>1</b>	<b>1</b>	<b>0</b>	<b>0</b>	<b>156</b>	<b>1191</b>	<b>1191</b>	<b>17</b>	
07:00	2	294	4	0	0	0	0	0	0	48	347	347	4	
07:15	2	274	1	0	0	3	0	0	0	58	336	336	5	
07:30	7	281	6	0	0	1	0	0	0	52	340	340	7	
07:45	3	250	6	0	0	1	2	0	0	82	341	341	3	
<b>Hr Total</b>	<b>14</b>	<b>1099</b>	<b>17</b>	<b>0</b>	<b>5</b>	<b>3</b>	<b>3</b>	<b>0</b>	<b>0</b>	<b>240</b>	<b>1364</b>	<b>1364</b>	<b>19</b>	
08:00	4	210	3	0	0	0	0	0	0	62	275	275	7	
08:15	5	201	1	0	0	2	1	0	0	63	268	268	5	
08:30	3	138	1	0	0	0	0	0	1	55	195	195	6	
08:45	3	135	0	0	0	0	1	0	0	71	207	207	11	
<b>Hr Total</b>	<b>15</b>	<b>684</b>	<b>5</b>	<b>0</b>	<b>2</b>	<b>2</b>	<b>2</b>	<b>1</b>	<b>1</b>	<b>251</b>	<b>945</b>	<b>945</b>	<b>29</b>	
09:00	4	139	1	0	0	0	0	0	0	59	201	201	5	
09:15	3	127	0	0	0	0	0	0	0	61	189	189	7	
09:30	5	116	1	0	0	1	1	0	0	67	186	186	10	
09:45	4	113	1	0	0	0	0	0	0	61	177	177	7	
<b>Hr Total</b>	<b>16</b>	<b>495</b>	<b>3</b>	<b>0</b>	<b>1</b>	<b>3</b>	<b>3</b>	<b>0</b>	<b>0</b>	<b>248</b>	<b>753</b>	<b>753</b>	<b>29</b>	
10:00	4	94	0	0	0	2	0	0	0	75	174	174	5	
10:15	5	122	1	0	0	0	0	0	0	76	200	200	8	
10:30	1	126	2	1	2	1	1	0	0	81	214	214	4	
10:45	2	110	4	0	0	1	1	0	0	95	211	211	8	
<b>Hr Total</b>	<b>12</b>	<b>452</b>	<b>7</b>	<b>1</b>	<b>5</b>	<b>4</b>	<b>4</b>	<b>0</b>	<b>0</b>	<b>327</b>	<b>799</b>	<b>799</b>	<b>25</b>	
11:00	2	106	1	0	0	2	0	0	0	90	202	202	6	
11:15	2	112	1	1	1	2	0	0	0	93	212	212	8	
11:30	7	95	0	0	0	0	0	0	0	79	177	177	8	
11:45	3	97	1	0	0	2	0	0	0	87	188	188	6	
<b>Hr Total</b>	<b>14</b>	<b>410</b>	<b>3</b>	<b>1</b>	<b>5</b>	<b>2</b>	<b>2</b>	<b>0</b>	<b>0</b>	<b>349</b>	<b>779</b>	<b>779</b>	<b>28</b>	
12:00	3	96	1	0	0	1	0	0	0	115	215	215	11	
12:15	1	103	0	0	0	1	0	0	0	112	219	219	3	
12:30	5	112	0	0	0	1	0	0	0	103	217	217	6	
12:45	2	112	0	0	0	0	0	0	0	126	239	239	8	
<b>Hr Total</b>	<b>11</b>	<b>423</b>	<b>1</b>	<b>0</b>	<b>3</b>	<b>3</b>	<b>0</b>	<b>0</b>	<b>0</b>	<b>456</b>	<b>890</b>	<b>890</b>	<b>28</b>	

TRAFFIC ENGINEERING SECTION  
 TRAFFIC VOLUME STUDY  
 TURNING MOVEMENT STUDY

Counter : TDC (GHT)  
 Counted by ANN AND LAURIE!  
 DRY/CLOUDY

Vehicle group 1

Date 08/14/95	CSAH 11 (FOLEY BLVD.)			104TH AVE.			CSAH 11 (FOLEY BLVD.)			Vehicle Total	
	Other	Thru	Left	Other	Right	Left	Other	Right	Thru	Vehicle Total	Other Total
13:00	2	108	0	0	1	0	4	0	99	208	6
13:15	0	91	0	0	1	2	3	0	111	205	3
13:30	2	84	0	0	1	0	4	1	110	196	6
13:45	0	114	1	0	0	2	4	0	107	224	4
<b>Hr Total</b>	<b>4</b>	<b>397</b>	<b>1</b>	<b>0</b>	<b>3</b>	<b>4</b>	<b>15</b>	<b>1</b>	<b>427</b>	<b>833</b>	<b>19</b>
14:00	3	115	0	0	1	0	3	0	114	230	6
14:15	6	145	4	0	0	1	5	0	131	281	11
14:30	3	126	1	0	1	1	5	3	134	266	8
14:45	1	121	0	0	0	0	5	1	163	285	6
<b>Hr Total</b>	<b>13</b>	<b>507</b>	<b>5</b>	<b>0</b>	<b>2</b>	<b>2</b>	<b>18</b>	<b>4</b>	<b>542</b>	<b>1062</b>	<b>31</b>
15:00	5	116	0	0	1	0	6	1	184	302	11
15:15	9	116	0	0	0	1	1	3	176	296	10
15:30	4	109	3	0	0	0	0	1	222	335	4
15:45	5	141	0	0	1	1	5	5	256	404	10
<b>Hr Total</b>	<b>23</b>	<b>482</b>	<b>3</b>	<b>0</b>	<b>2</b>	<b>2</b>	<b>12</b>	<b>10</b>	<b>838</b>	<b>1337</b>	<b>35</b>
16:00	1	112	3	0	1	1	3	1	280	398	4
16:15	6	107	5	0	0	0	2	1	305	418	8
16:30	1	122	1	0	3	0	4	2	284	412	5
16:45	4	154	2	0	2	0	2	1	306	465	6
<b>Hr Total</b>	<b>12</b>	<b>495</b>	<b>11</b>	<b>0</b>	<b>6</b>	<b>1</b>	<b>11</b>	<b>5</b>	<b>1175</b>	<b>1693</b>	<b>23</b>
17:00	1	114	0	0	2	0	0	2	296	414	1
17:15	2	132	2	0	1	0	1	1	320	456	3
17:30	0	126	1	0	0	0	3	0	291	418	3
17:45	3	122	2	0	4	0	3	0	297	425	6
<b>Hr Total</b>	<b>6</b>	<b>494</b>	<b>5</b>	<b>0</b>	<b>7</b>	<b>0</b>	<b>7</b>	<b>3</b>	<b>1204</b>	<b>1713</b>	<b>13</b>
18:00	1	134	1	0	1	2	1	0	256	394	2
18:15	3	137	2	0	2	2	3	0	256	399	6
18:30	0	103	0	0	4	1	3	3	186	297	3
18:45	1	109	1	0	0	0	1	3	158	271	2
<b>Hr Total</b>	<b>5</b>	<b>483</b>	<b>4</b>	<b>0</b>	<b>7</b>	<b>5</b>	<b>8</b>	<b>6</b>	<b>856</b>	<b>1361</b>	<b>13</b>
19:00	2	105	1	0	1	0	1	1	151	259	3
19:15	1	92	3	0	1	1	0	1	137	235	1
19:30	1	111	0	0	0	1	0	0	129	241	1
19:45	2	81	1	0	1	0	1	0	119	202	3
<b>Hr Total</b>	<b>6</b>	<b>389</b>	<b>5</b>	<b>0</b>	<b>3</b>	<b>2</b>	<b>2</b>	<b>2</b>	<b>536</b>	<b>937</b>	<b>8</b>

ANOKA COUNTY HIGHWAY DEPARTMENT

TRAFFIC ENGINEERING SECTION

TRAFFIC VOLUME AND TURNING MOVEMENT STUDY

Vehicle group 1

Counter : TRAFFIC LIGHT

Counted by ANN AND LAURIE!

DRY/CLOUDY

Site Code : 9523C  
 Start Date: 08/14/95  
 File I.D. : TMC9523  
 Page : 3

CSAH 11 (FOLEY BLVD.) | 104TH AVE. | CSAH 11 (FOLEY BLVD.)

Southbound | Westbound | Northbound

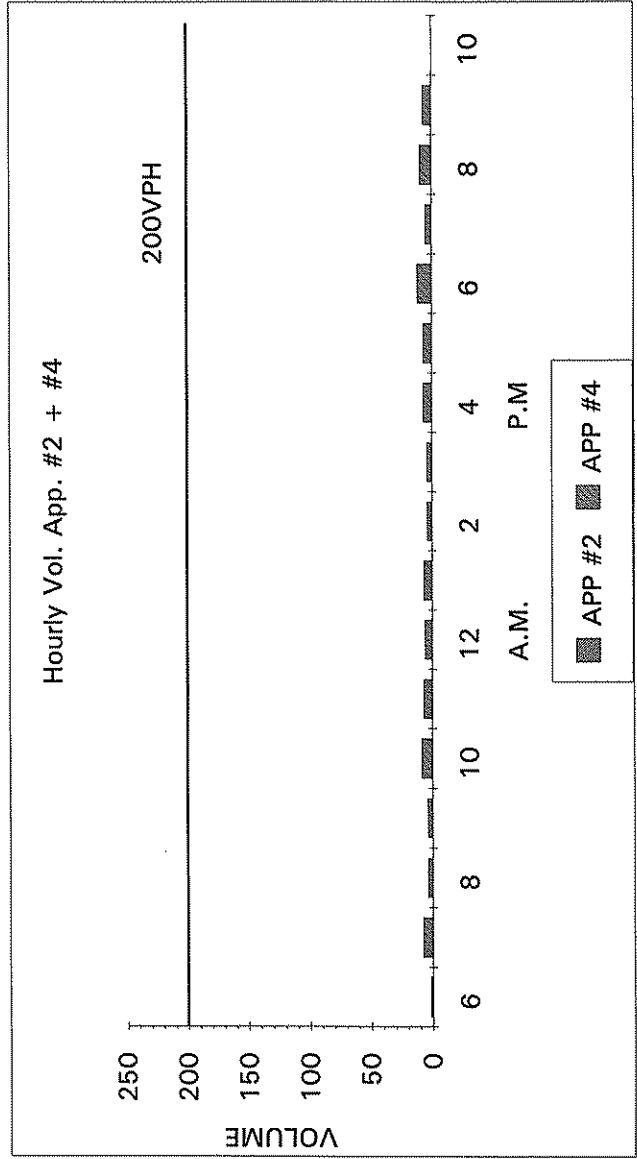
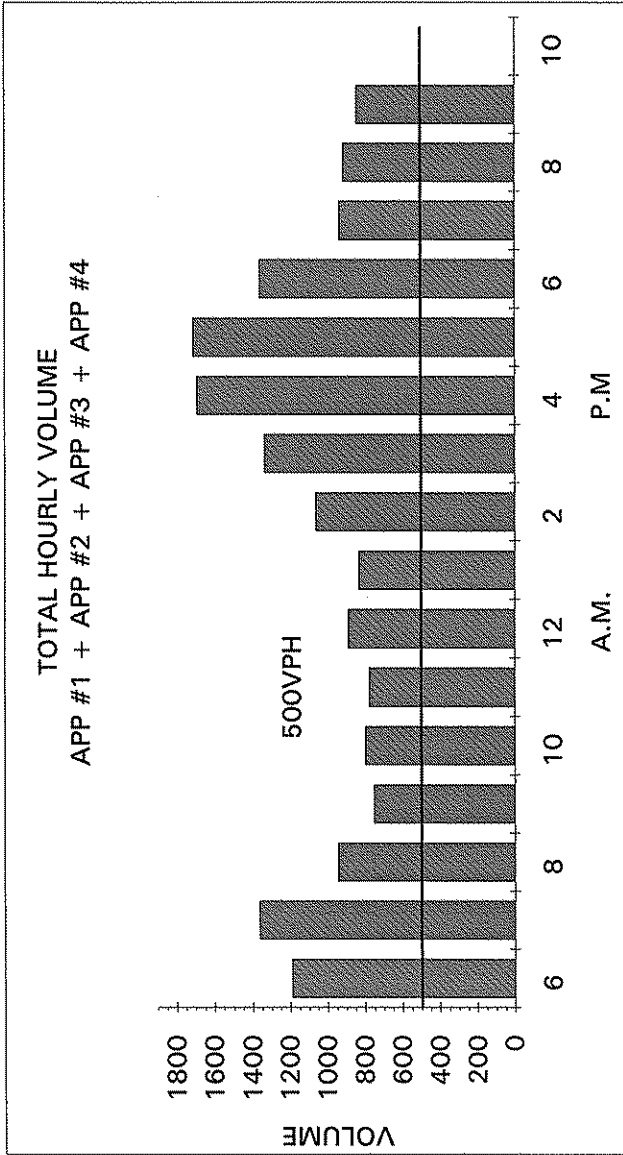
Other Thru Left | Other Right Left | Other Right Thru | Vehicle Other Total

Date 08/14/95

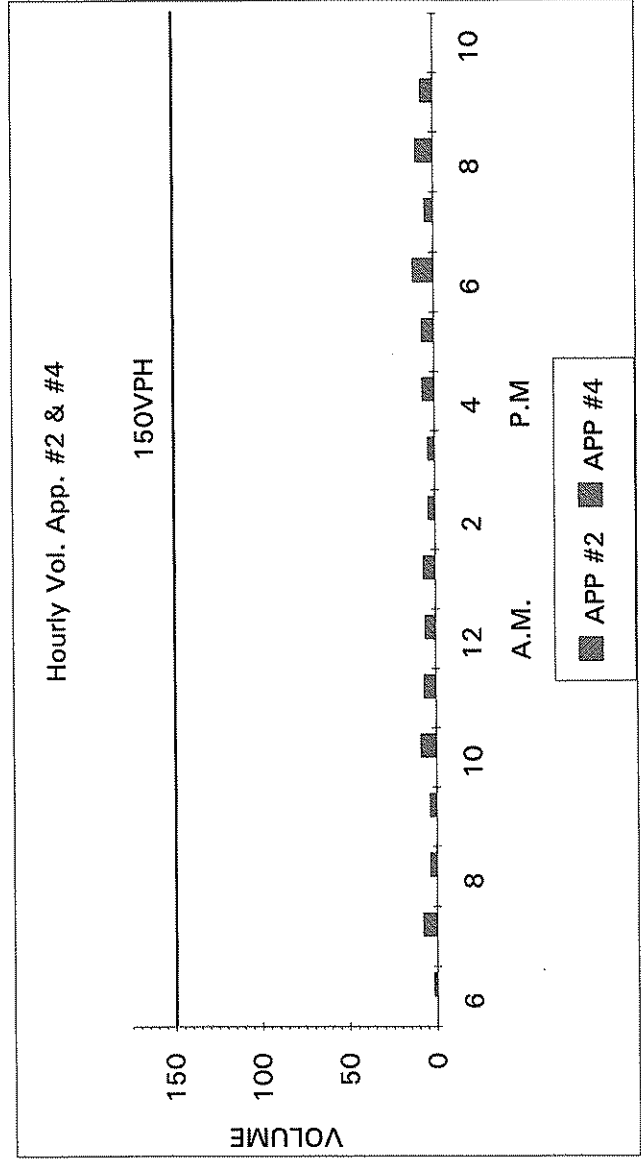
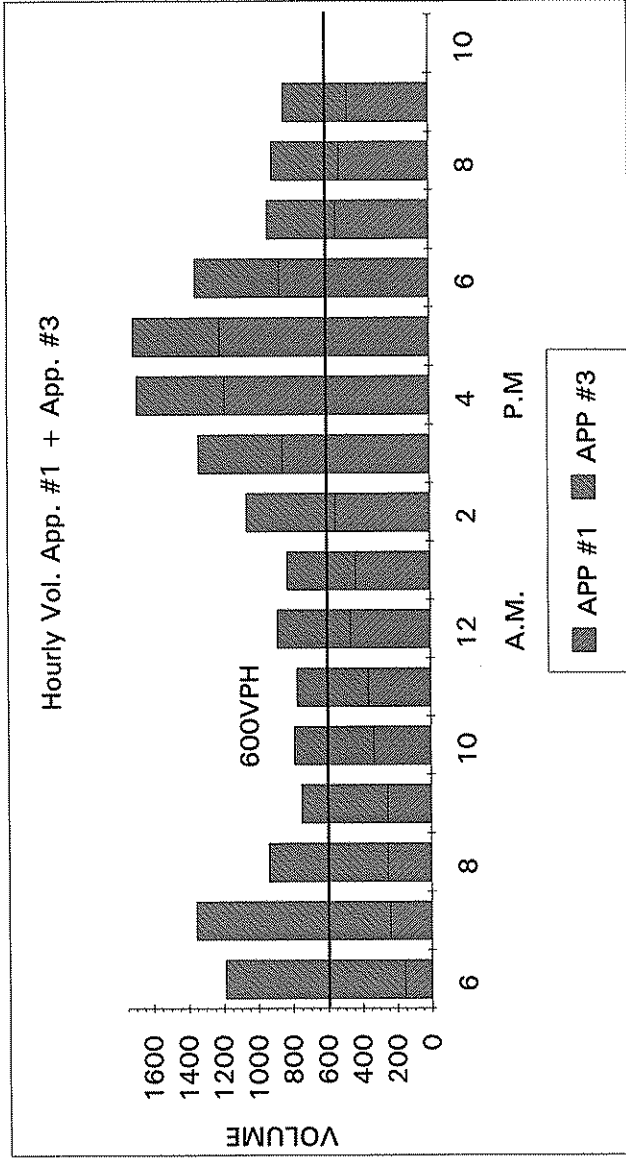
20:00	0	94	0	0	1	3	0	3	142	243	0
20:15	1	88	2	0	3	0	1	1	131	225	2
20:30	1	95	0	0	0	0	1	0	121	216	2
20:45	0	111	1	0	1	2	0	1	117	233	0
Hr Total	2	388	3	0	5	5	2	5	511	917	4
21:00	0	114	0	0	0	1	1	0	117	232	1
21:15	0	94	1	0	3	1	0	5	136	240	0
21:30	1	91	1	0	0	1	0	0	95	188	1
21:45	0	67	3	0	0	1	0	0	115	186	0
Hr Total	1	366	5	0	3	4	1	5	463	846	2

\*TOTAL\* 165 8594 81 2 60 43 156 63 8579 17420 323

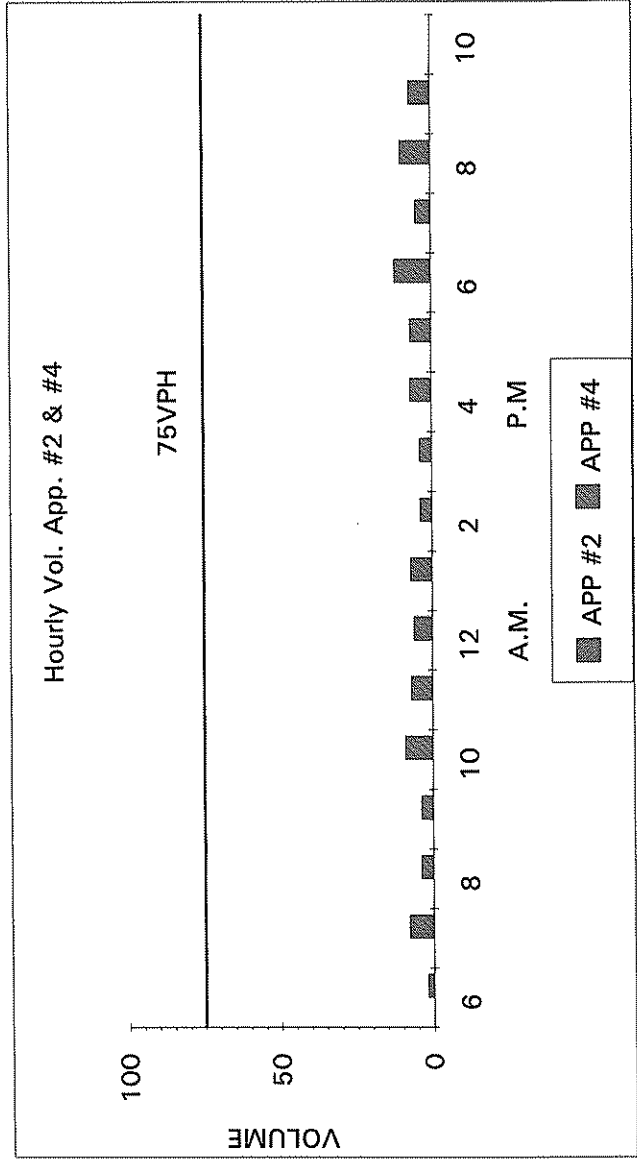
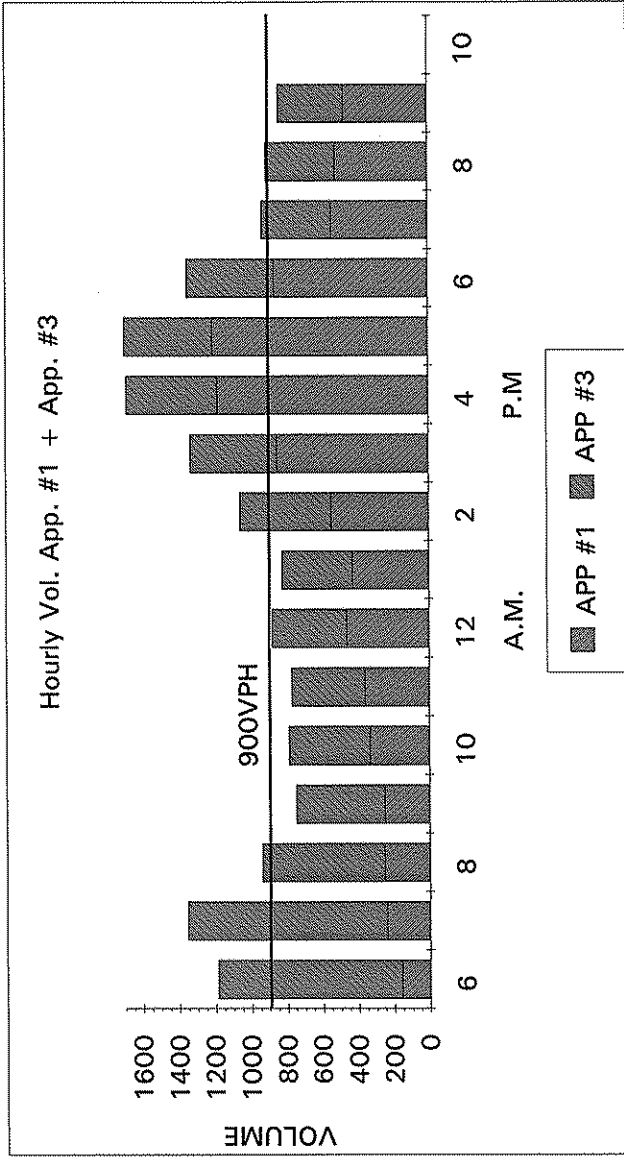
TMC9523 STOP WARRANT STUDY



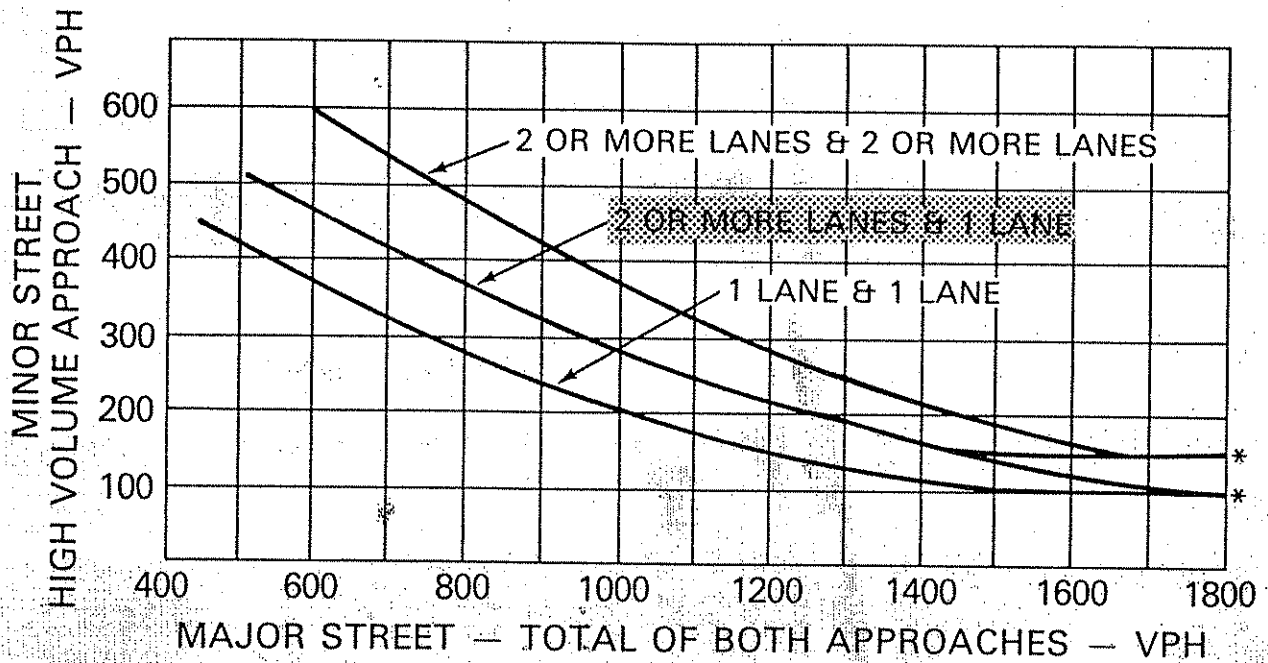
TMC9523 SIGNAL WARRANT 1 STUDY



TMC9523 SIGNAL WARRANT 2 STUDY



# FIGURE 4-5. PEAK HOUR VOLUME WARRANT



\*NOTE: 150 VPH APPLIES AS THE LOWER THRESHOLD VOLUME FOR A MINOR STREET APPROACH WITH TWO OR MORE LANES AND 100 VPH APPLIES AS THE LOWER THRESHOLD VOLUME FOR A MINOR STREET APPROACHING WITH ONE LANE.

● = VOLUMES WHICH EXCEED THE THRESHOLD AND ARE REPRESENTED ON THE GRAPH.

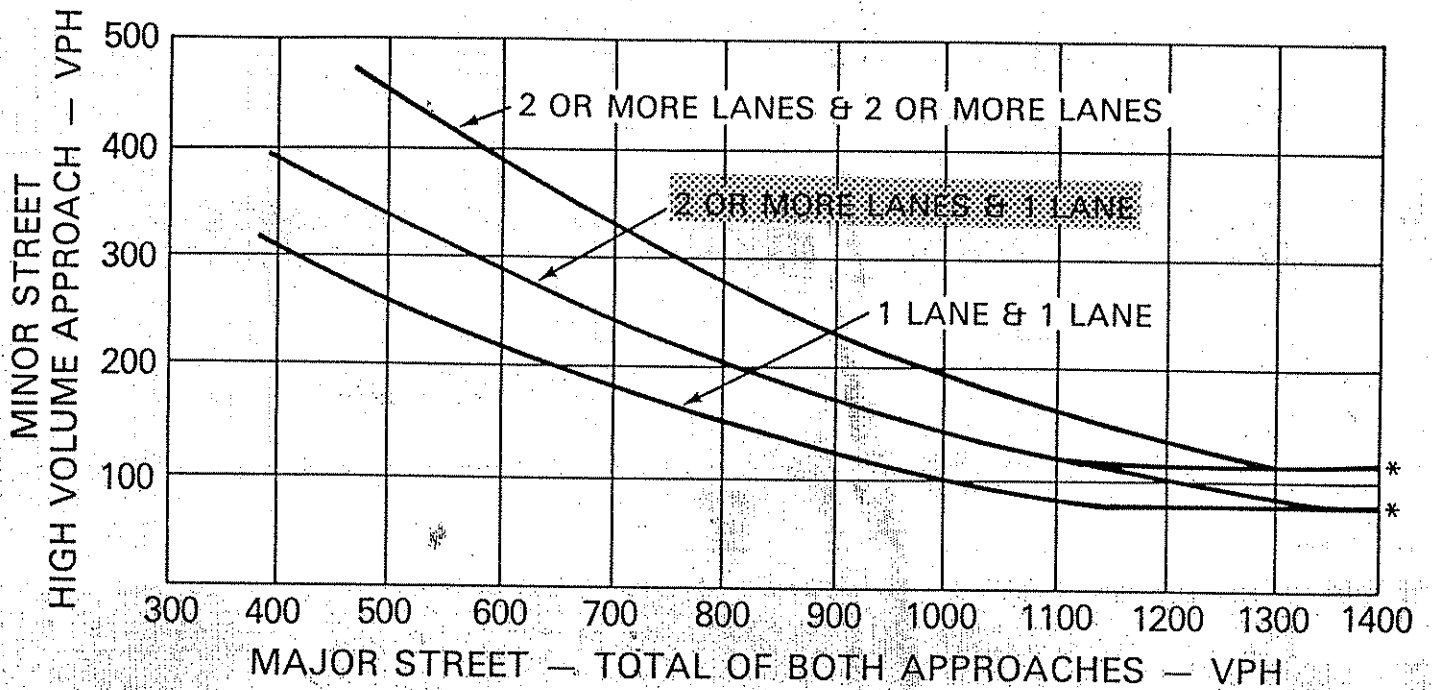
★ = VOLUMES WHICH EXCEED THE THRESHOLD BUT CANNOT BE REPRESENTED ON THE GRAPH.

TIME	MAJOR STREETS (VPH)	MINOR STREET (VPH)
6-7 am	1189	2
7-8 am	1356	8
8-9 am	941	4
9-10 am	749	4
10-11 am	790	9
11-12 pm	772	7
12-1 pm	884	6
1-2 pm	826	7
2-3 pm	1058	4
3-4 pm	1333	4
4-5 pm	1686	7
5-6 pm	1706	7
6-7 pm	1349	12
7-8 pm	932	5
8-9 pm	907	10
9-10 pm	839	7

TMC9523 CSAH 11 (FOLEY BLVD) @ 104TH AVE.



**FIGURE 4-7. FOUR HOUR VOLUME WARRANT**



\*NOTE: 115 VPH APPLIES AS THE LOWER THRESHOLD VOLUME FOR A MINOR STREET APPROACH WITH TWO OR MORE LANES AND 80 VPH APPLIES AS THE LOWER THRESHOLD VOLUME FOR A MINOR STREET APPROACHING WITH ONE LANE.

● = VOLUMES WHICH EXCEEDED THE THRESHOLD AND ARE REPRESENTED ON THE GRAPH.

★ = VOLUMES WHICH EXCEEDED THE THRESHOLD BUT CANNOT BE REPRESENTED ON THE GRAPH.

TIME	MAJOR STREETS (VPH)	MINOR STREET (VPH)
6-7 am	1189	2
7-8 am	1356	8
8-9 am	941	4
9-10 am	749	4
10-11 am	790	9
11-12 pm	772	7
12-1 pm	884	6
1-2 pm	826	7
2-3 pm	1058	4
3-4 pm	1333	4
4-5 pm	1686	7
5-6 pm	1706	7
6-7 pm	1349	12
7-8 pm	932	5
8-9 pm	907	10
9-10 pm	839	7

**TMC9523 CSAH 11 (FOLEY BLVD) @ 104TH AVE.**



**COUNT LOCATION:** CSAH 11 (FOLEY BLVD)  
@ 104TH AVENUE

**DATE:** 8/16/95

APP. #1= WB 104TH AVE  
 APP. #2= NB CSAH 11 (FOLEY BLVD)  
 APP. #4= SB CSAH 11 (FOLEY BLVD)

	APP. #2	
APP. #1		X
		X
		X
	APP. #4	

HEAVY VEHICLE- ANY VEHICLE HAVING MORE THAN FOUR TIRES TOUCHING THE PAVEMENT

A. TRUCKS- A HEAVY VEHICLE INVOLVED PRIMARILY IN THE TRANSPORT OF GOODS OR IN THE DELIVERY OF A SERVICE.

B. RV- A HEAVY VEHICLE OPERATED BY A PRIVATE MOTORIST AND INVOLVED IN THE TRANSPORT OF RECREATIONAL EQUIPMENT OR FACILITIES.

C. BUSES- A HEAVY VEHICLE INVOLVED IN THE TRANSPORTATION OF GROUPS OF PEOPLE.

TIME	PEDESTRIANS					HEAVY VEHICLES		
	APP. #1	APP. #2	APP. #3	APP. #4	15 MIN TOT	TRUCKS	RV	BUS
6:00-6:15AM						6		1
6:15-6:30						1		
6:30-6:45						1	1	1
6:45-7:00						5		
<b>HOURLY TOTAL</b>						<b>HOURLY TOTAL</b>		<b>16</b>
7:00-7:15						4		
7:15-7:30						4		1
7:30-7:45						7		
7:45-8:00						3		
<b>HOURLY TOTAL</b>						<b>HOURLY TOTAL</b>		<b>19</b>
8:00-8:15						6	1	
8:15-8:30						4		
8:30-8:45						4		1
8:45-9:00	1				1	11		
<b>HOURLY TOTAL</b>					<b>1</b>	<b>HOURLY TOTAL</b>		<b>27</b>
9:00-9:15	1				1	4	1	
9:15-9:30						7		
9:30-9:45						10		
9:45-10:00						8		
<b>HOURLY TOTAL</b>					<b>1</b>	<b>HOURLY TOTAL</b>		<b>30</b>
10:00-10:15						5		
10:15-10:30						8		
10:30-10:45	1				1	4		
10:45-11:00						7		
<b>HOURLY TOTAL</b>					<b>1</b>	<b>HOURLY TOTAL</b>		<b>24</b>
11:00-11:15						6		
11:15-11:30						8		
11:30-11:45						6		
11:45-12:00						5		
<b>HOURLY TOTAL</b>						<b>HOURLY TOTAL</b>		<b>25</b>
12:00-12:15						10		1
12:15-12:30						3		
12:30-12:45						6		
12:45-1:00						8		
<b>HOURLY TOTAL</b>						<b>HOURLY TOTAL</b>		<b>28</b>
1:00-1:15						6		
1:15-1:30						2		1
1:30-1:45						6		
1:45-2:00						4		
<b>HOURLY TOTAL</b>						<b>HOURLY TOTAL</b>		<b>19</b>

↓  
**NORTH**

APP. #1= WB 104TH AVE

APP. #2= NB CSAH 11  
(FOLEY BLVD)

APP. #4= SB CSAH 11  
(FOLEY BLVD)

**COUNT LOCATION:** CSAH 11 (FOLEY BLVD)  
@ 104TH AVE NW

**DATE:** 8/14/95

	<b>APP. #2</b>	
<b>APP. #1</b>	X	
	X	
	X	
	<b>APP. #4</b>	

HEAVY VEHICLE- ANY VEHICLE HAVING MORE THAN FOUR TIRES TOUCHING THE PAVEMENT

A. TRUCKS- A HEAVY VEHICLE INVOLVED PRIMARILY IN THE TRANSPORT OF GOODS OR IN THE DELIVERY OF A SERVICE.

B. RV- A HEAVY VEHICLE OPERATED BY A PRIVATE MOTORIST AND INVOLVED IN THE TRANSPORT OF RECREATIONAL EQUIPMENT OR FACILITIES.

C. BUSES- A HEAVY VEHICLE INVOLVED IN THE TRANSPORTATION OF GROUPS OF PEOPLE.

TIME	PEDESTRIANS					HEAVY VEHICLES		
	APP. #1	APP. #2	APP. #3	APP. #4	15 MIN TOT	TRUCKS	RV	BUS
2:00-2:15PM						6		
2:15-2:30						9		1
2:30-2:45						5	3	
2:45-3:00						5		
<b>HOURLY TOTAL</b>						<b>HOURLY TOTAL</b>		<b>29</b>
3:00-3:15	4				4	11		
3:15-3:30						9		1
3:30-3:45	2				2	4		
3:45-4:00	2				2	8		2
<b>HOURLY TOTAL</b>					<b>8</b>	<b>HOURLY TOTAL</b>		<b>35</b>
4:00-4:15						4		
4:15-4:30						8		
4:30-4:45						4		
4:45-5:00						5		
<b>HOURLY TOTAL</b>						<b>HOURLY TOTAL</b>		<b>21</b>
5:00-5:15						1		
5:15-5:30						2		1
5:30-5:45						3		
5:45-6:00						3	2	2
<b>HOURLY TOTAL</b>						<b>HOURLY TOTAL</b>		<b>14</b>
6:00-6:15						2		
6:15-6:30						5		1
6:30-6:45	1				1	3		
6:45-7:00						2		
<b>HOURLY TOTAL</b>					<b>1</b>	<b>HOURLY TOTAL</b>		<b>13</b>
7:00-7:15						2	1	
7:15-7:30	1				1			
7:30-7:45						1		
7:45-8:00	2				2	3		
<b>HOURLY TOTAL</b>					<b>3</b>	<b>HOURLY TOTAL</b>		<b>7</b>
8:00-8:15								
8:15-8:30	1				1		1	
8:30-8:45	5				5	2		
8:45-9:00	6				6			
<b>HOURLY TOTAL</b>					<b>12</b>	<b>HOURLY TOTAL</b>		<b>3</b>
9:00-9:15						1		
9:15-9:30				2	2			
9:30-9:45						1		
9:45-10:00								
<b>HOURLY TOTAL</b>					<b>2</b>	<b>HOURLY TOTAL</b>		<b>2</b>