

Date : 8/30/95AM 8/28/95PM

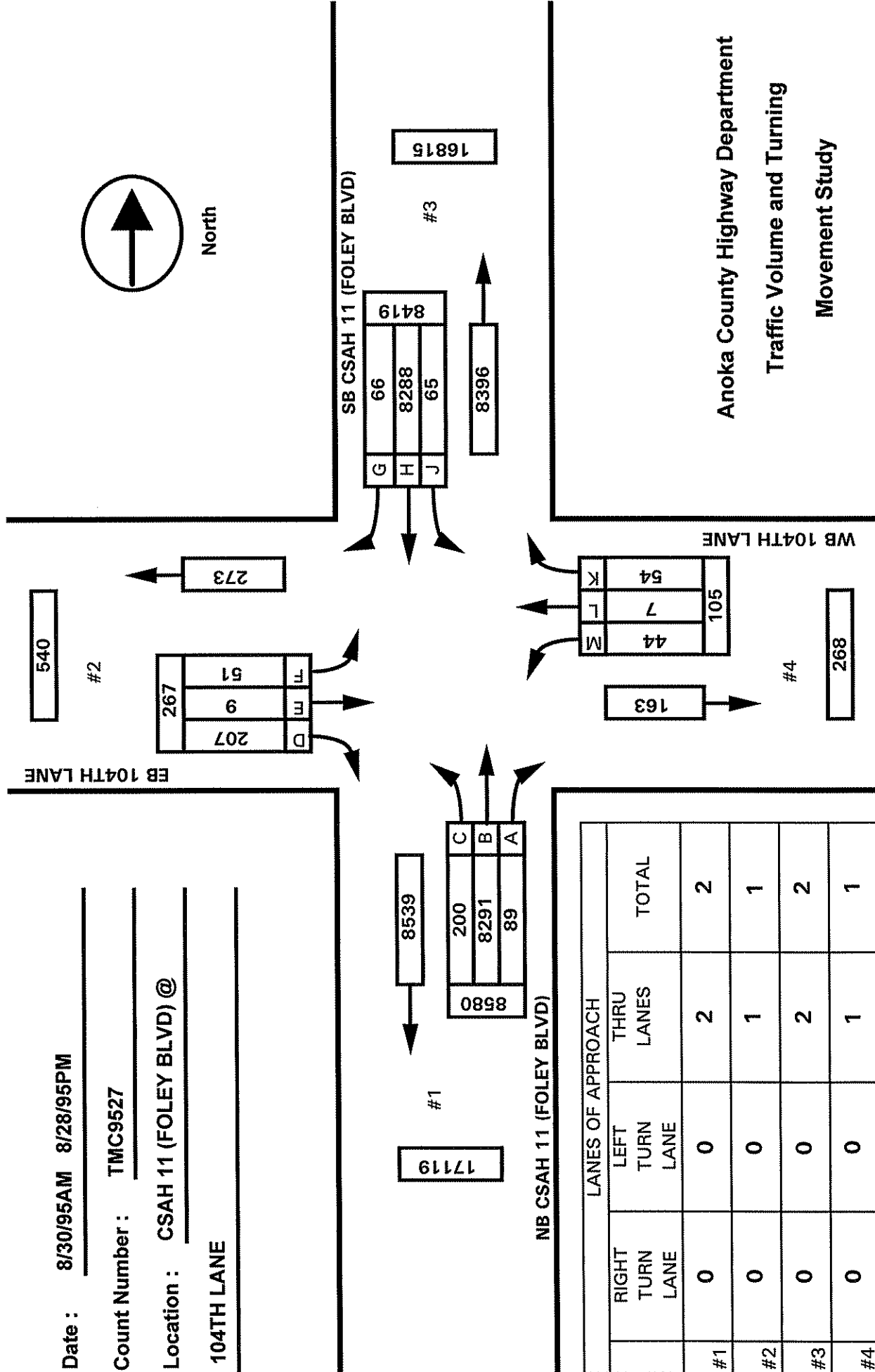
Count Number : TMC9527

Location : CSAH 11 (FOLEY BLVD) @

104TH LANE



North



	LANES OF APPROACH			TOTAL
	RIGHT TURN LANE	LEFT TURN LANE	THRU LANES	
#1	0	0	2	2
#2	0	0	1	1
#3	0	0	2	2
#4	0	0	1	1

Anoka County Highway Department  
 Traffic Volume and Turning  
 Movement Study

ANOKA COUNTY HIGHWAY DEPARTMENT

TRAFFIC ENGINEER : SECTION

TRAFFIC VOLUME AND

TURNING MOVEMENT STUDY

Counter : TDC LIGHT

Counted by JOSIE/MARGE

Site Code : 270101

Start Date: 08/30/95

File I.D. : TMC9527}

Page : 1

Vehicle group 1

Date 08/30/95	CSAH 11 (FOLEY BLVD) Southbound			104TH LANE Westbound			CSAH 11 (FOLEY BLVD) Northbound			104TH LANE Eastbound			Vehicle Total	Other Total			
	Other	Right	Thru	Left	Other	Right	Thru	Left	Other	Right	Thru	Left					
06:00	2	0	223	0	0	0	0	1	3	0	23	1	0	5	0	253	5
06:15	4	1	275	3	0	0	0	1	1	0	26	1	0	4	0	312	5
06:30	3	0	293	0	0	0	0	0	1	0	49	1	1	8	0	352	5
06:45	3	0	247	1	0	0	0	0	0	1	50	0	0	9	0	308	3
Hr Total	12	1	1038	4	0	0	0	2	5	1	148	3	1	26	0	1225	18
07:00	2	0	233	0	0	0	0	2	2	0	51	0	0	8	0	296	4
07:15	5	0	272	4	0	2	0	1	1	0	72	0	0	6	0	357	6
07:30	0	0	241	2	0	0	0	0	3	1	68	1	0	9	0	323	3
07:45	3	1	252	3	0	0	0	0	2	1	77	0	1	5	2	343	6
Hr Total	10	1	998	9	0	2	0	3	8	2	268	1	1	28	2	1319	19
08:00	4	0	202	1	0	2	1	1	8	0	87	3	1	4	0	301	13
08:15	5	0	174	2	0	0	0	2	1	0	61	0	0	6	0	245	6
08:30	4	1	145	1	0	0	0	1	4	1	70	0	0	2	0	223	8
08:45	5	1	152	3	0	4	0	1	5	1	69	2	0	3	0	237	10
Hr Total	18	2	673	7	0	6	1	5	18	2	287	5	1	15	0	1006	37
09:00	7	1	126	0	0	0	0	1	3	0	63	1	0	2	0	195	10
09:15	2	2	123	0	0	1	0	2	1	0	60	0	1	2	0	190	4
09:30	5	1	109	0	0	1	0	0	8	0	63	1	3	2	0	179	16
09:45	4	0	122	0	0	2	0	1	3	2	49	0	1	3	0	179	8
Hr Total	18	4	480	0	0	4	0	4	15	2	235	2	5	9	0	743	38
10:00	3	1	105	0	0	0	0	0	0	1	73	4	1	1	1	186	4
10:15	5	3	111	0	0	1	0	1	8	1	83	2	0	1	1	205	13
10:30	3	0	102	0	0	0	0	1	4	2	85	1	1	5	0	198	8
10:45	6	1	108	1	0	0	0	0	5	0	80	0	0	1	0	192	11
Hr Total	17	5	426	1	0	1	0	2	17	4	321	7	2	8	2	781	36
11:00	5	0	98	0	0	2	1	3	5	5	77	0	0	8	0	194	10
11:15	2	2	97	2	0	1	0	0	2	0	65	3	0	2	0	172	4
11:30	1	1	93	0	0	2	0	1	5	1	92	0	2	5	0	198	8
11:45	1	0	100	4	0	1	0	2	0	0	122	0	0	2	0	232	1
Hr Total	9	3	388	6	0	6	1	6	12	6	356	3	2	17	0	796	23
12:00	5	0	112	0	0	1	0	2	3	0	120	2	0	2	0	239	8
12:15	3	0	110	0	0	0	0	0	4	3	114	6	0	1	0	234	7
12:30	3	0	124	0	0	0	0	1	1	1	123	3	0	4	0	258	4
12:45	3	2	106	1	0	1	0	1	3	3	100	4	0	3	0	221	6
Hr Total	14	2	452	1	0	2	0	4	11	7	457	15	0	10	0	952	25

ANOKA COUNTY HIGHWAY DEPARTMENT  
 TRAFFIC ENGINEERING SECTION  
 TRAFFIC VOLUME AND  
 TURNING MOVEMENT STUDY

Counter : 1 EIGHT  
 Counted by JOSIE/MARGE

Site Cod 95270101  
 Start Date: 08/30/95  
 File I.D. : TMC9527  
 Page : 2

Vehicle group 1

Date	CSAH 11 (FOLEY BLVD) Southbound				104TH LANE Westbound				CSAH 11 (FOLEY BLVD) Northbound				104TH LANE Eastbound				Vehicle Total	Other Total
	Other	Right	Thru	Left	Other	Right	Thru	Left	Other	Right	Thru	Left	Other	Right	Thru	Left		
13:00	2	1	119	0	0	2	0	0	4	0	120	3	0	2	1	3	251	6
13:15	3	1	109	0	1	0	1	1	2	0	104	2	0	1	0	2	221	6
13:30	3	3	106	0	0	1	0	1	4	0	123	1	0	3	0	1	239	7
13:45	6	0	122	0	0	2	0	1	1	3	104	2	0	3	0	0	237	7
Hr Total	14	5	456	0	1	5	1	3	11	3	451	8	0	9	1	6	948	26
14:00	4	0	124	0	0	0	0	1	3	2	100	2	0	2	0	1	232	7
14:15	2	0	109	1	0	1	0	0	2	2	116	3	0	4	0	0	236	4
14:30	2	0	130	1	1	2	0	0	3	2	117	3	0	3	0	0	258	6
14:45	1	0	122	0	0	0	0	0	2	2	171	5	0	1	0	0	301	3
Hr Total	9	0	485	2	1	3	0	1	10	8	504	13	0	10	0	1	1027	20
15:00	2	0	100	2	0	2	0	2	0	4	191	6	0	2	0	1	310	2
15:15	5	2	111	1	0	0	0	0	0	1	183	7	0	4	0	0	309	5
15:30	2	1	123	1	0	1	0	0	4	2	191	3	0	2	1	0	325	6
15:45	3	1	139	4	0	3	1	1	3	5	247	3	1	4	1	1	410	7
Hr Total	12	4	473	8	0	6	1	3	7	12	812	19	1	12	2	2	1354	20
16:00	2	1	120	0	0	2	0	1	1	0	268	8	0	3	0	1	404	3
16:15	2	2	112	4	0	1	0	0	3	2	258	7	0	3	0	1	390	5
16:30	2	2	102	1	0	2	0	1	1	3	276	7	0	0	0	0	394	3
16:45	1	1	150	1	0	1	0	1	2	1	268	6	0	2	0	2	433	3
Hr Total	7	6	484	6	0	6	0	3	7	6	1070	28	0	8	0	4	1621	14
17:00	1	2	118	1	0	0	0	0	1	1	254	7	0	2	0	1	386	2
17:15	3	5	130	1	0	3	0	0	1	0	265	7	0	1	0	1	413	4
17:30	2	1	137	1	0	0	0	1	2	4	269	7	0	3	0	0	423	4
17:45	2	1	124	0	0	1	0	1	2	2	268	6	0	7	0	1	411	4
Hr Total	8	9	509	3	0	4	0	2	6	7	1056	27	0	13	0	3	1633	14
18:00	1	2	118	3	0	0	0	0	1	4	292	7	0	1	0	1	428	2
18:15	2	3	104	1	0	0	1	1	2	0	247	5	0	1	0	0	363	4
18:30	1	3	105	2	0	0	0	1	2	2	183	3	0	5	0	1	305	3
18:45	3	3	181	3	0	2	0	1	0	3	169	4	0	5	0	0	371	3
Hr Total	7	11	508	9	0	2	1	3	5	9	891	19	0	12	0	2	1467	12
19:00	0	3	112	2	0	1	0	1	3	5	133	7	0	5	0	0	269	3
19:15	0	0	44	1	0	2	1	0	1	2	140	5	0	3	0	0	198	1
19:30	0	1	110	0	0	0	0	0	4	0	149	4	0	3	0	0	267	4
19:45	0	3	106	1	0	1	0	0	0	1	135	6	0	2	0	2	257	0
Hr Total	0	7	372	4	0	4	1	1	8	8	557	22	0	13	0	2	991	8

ANOKA COUNTY HIGHWAY DEPARTMENT  
 TRAFFIC ENGINEERING SECTION  
 TRAFFIC VOLUME AND  
 TURNING MOVEMENT STUDY

Site Code : J5270101  
 Start Date: 08/30/95  
 File I.D. : TMC9527  
 Page : 3

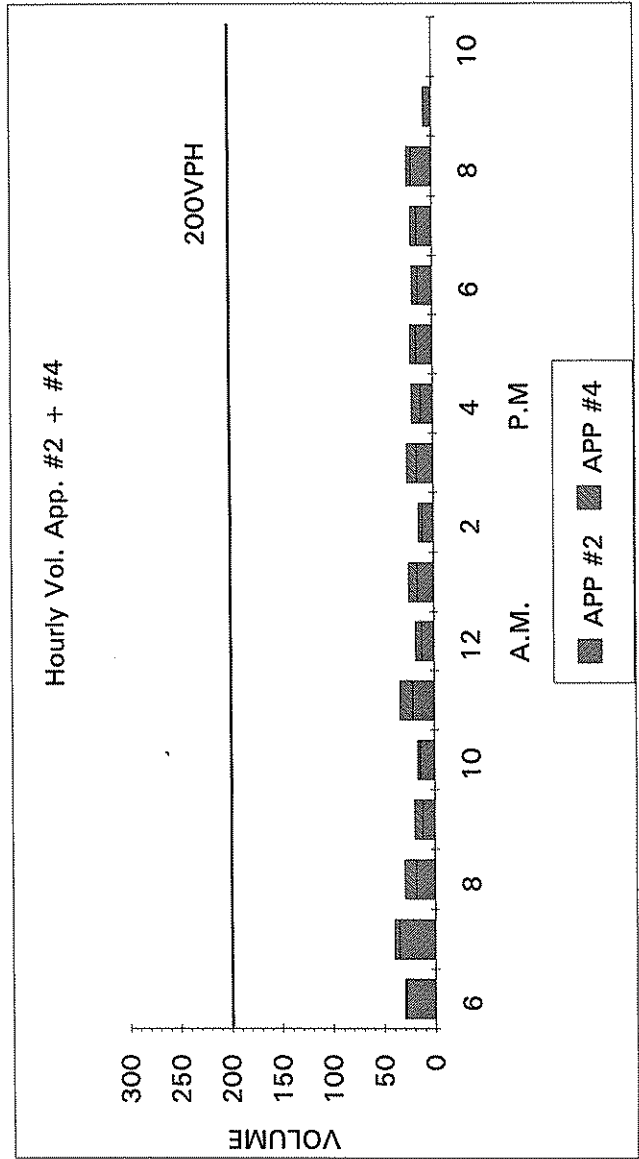
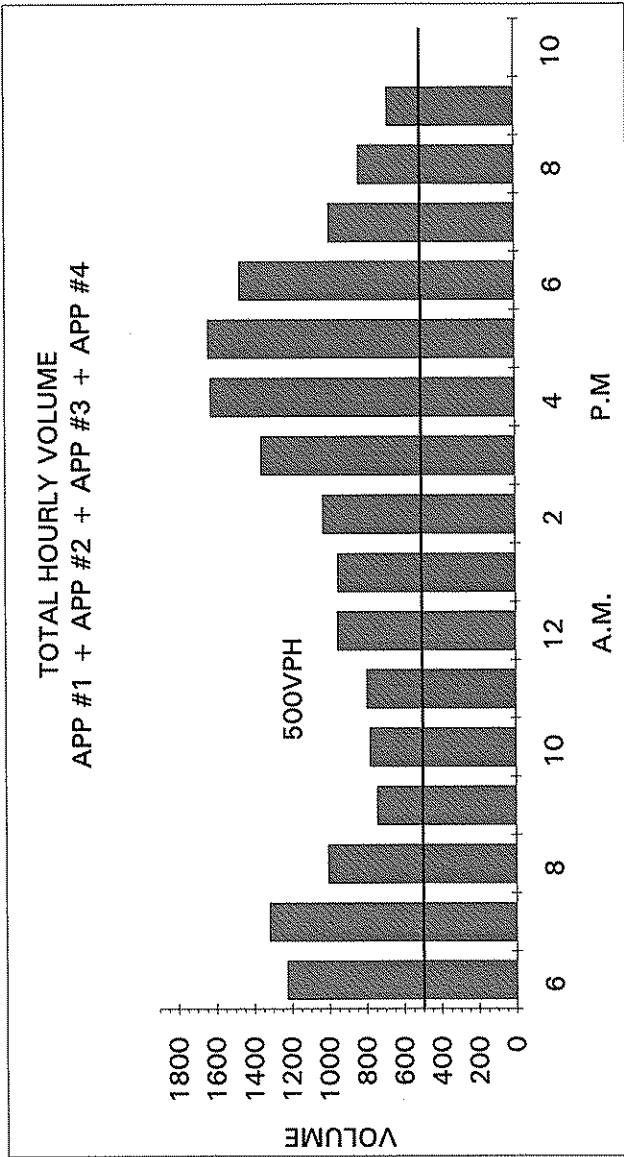
Counter : TDC EIGHT  
 Counted by JOSIE/MARGE

Vehicle group 1

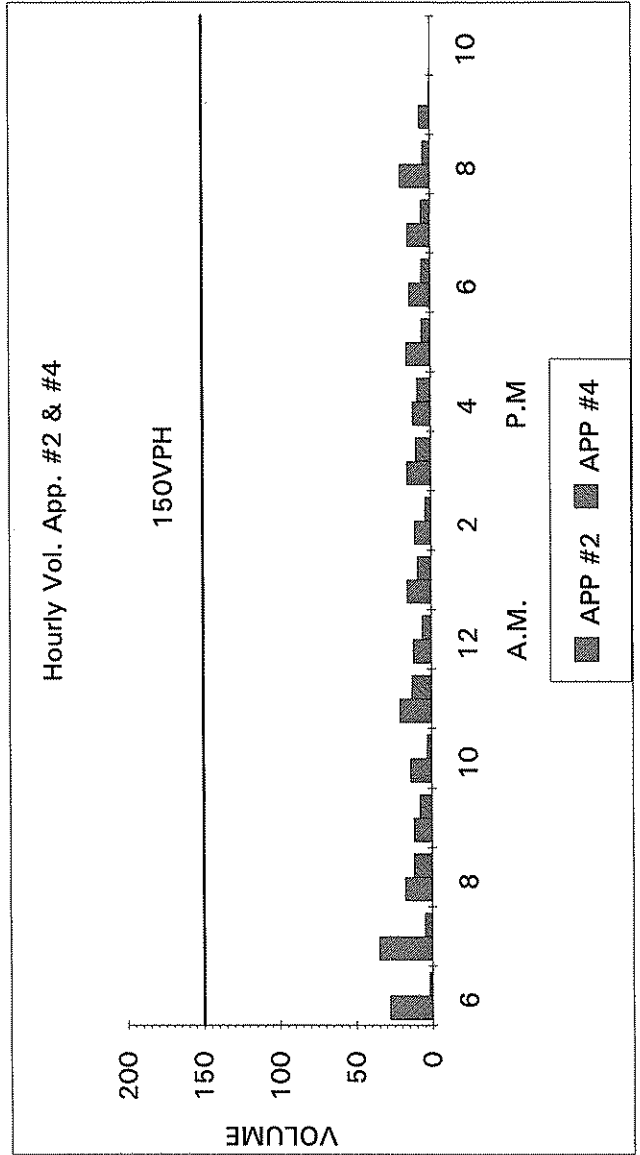
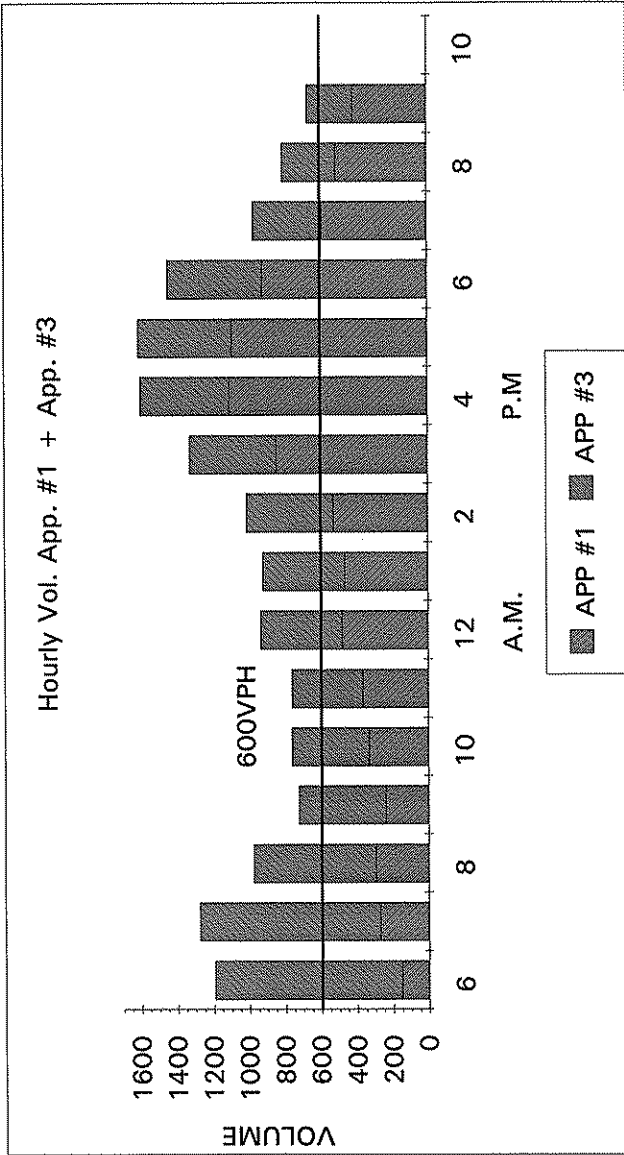
Date	CSAH 11 (FOLEY BLVD) Southbound			104TH LANE Westbound			CSAH 11 (FOLEY BLVD) Northbound			104TH LANE Eastbound			Vehicle		
	Other	Right	Thru	Left	Other	Right	Thru	Left	Other	Right	Thru	Left	Total	Other	Total
20:00	0	0	82	0	0	2	0	1	0	2	137	9	0	2	239
20:15	0	2	86	0	0	0	0	0	0	1	131	5	0	2	232
20:30	0	1	64	3	0	0	0	0	1	2	103	1	1	2	179
20:45	0	0	61	1	0	1	1	0	1	4	111	1	0	0	182
Hr Total	0	3	293	4	0	3	1	1	2	9	482	16	13	6	832
21:00	0	0	67	1	0	0	0	0	0	1	125	1	0	1	197
21:15	1	2	60	0	0	0	0	0	0	0	99	3	1	0	165
21:30	0	1	62	0	0	0	0	1	0	0	94	1	0	1	160
21:45	1	0	64	0	0	0	0	0	0	2	78	7	3	0	154
Hr Total	2	3	253	1	0	0	0	1	0	3	396	12	4	2	676

\*TOTAL\* 157 66 8288 65 2 54 7 44 142 89 8291 200 13 207 9 51 17371 314

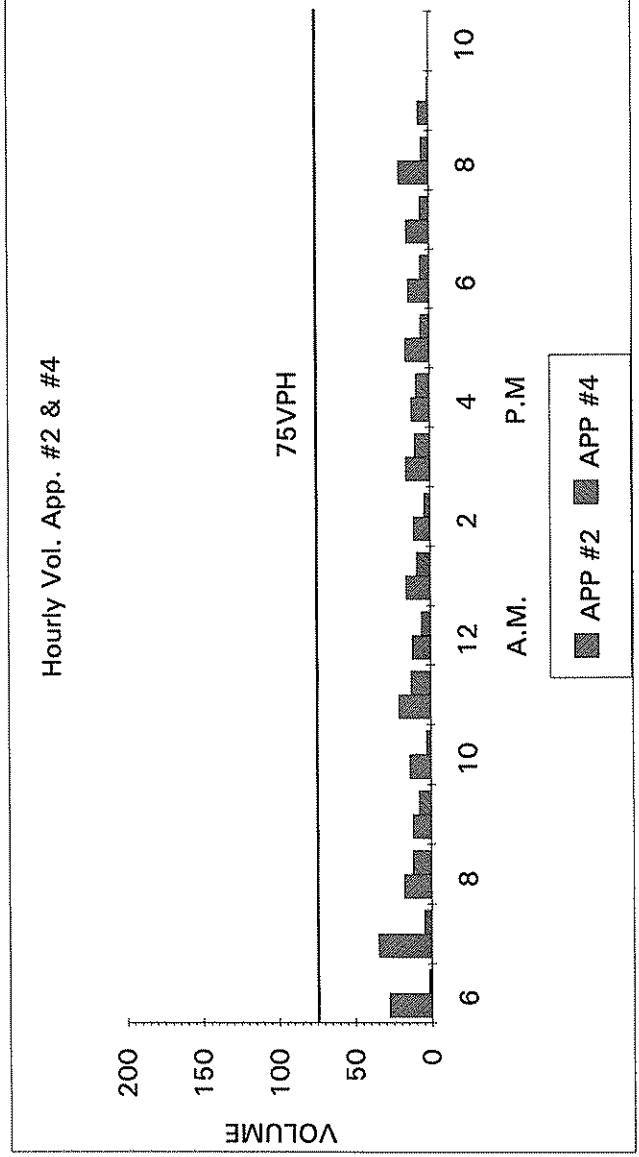
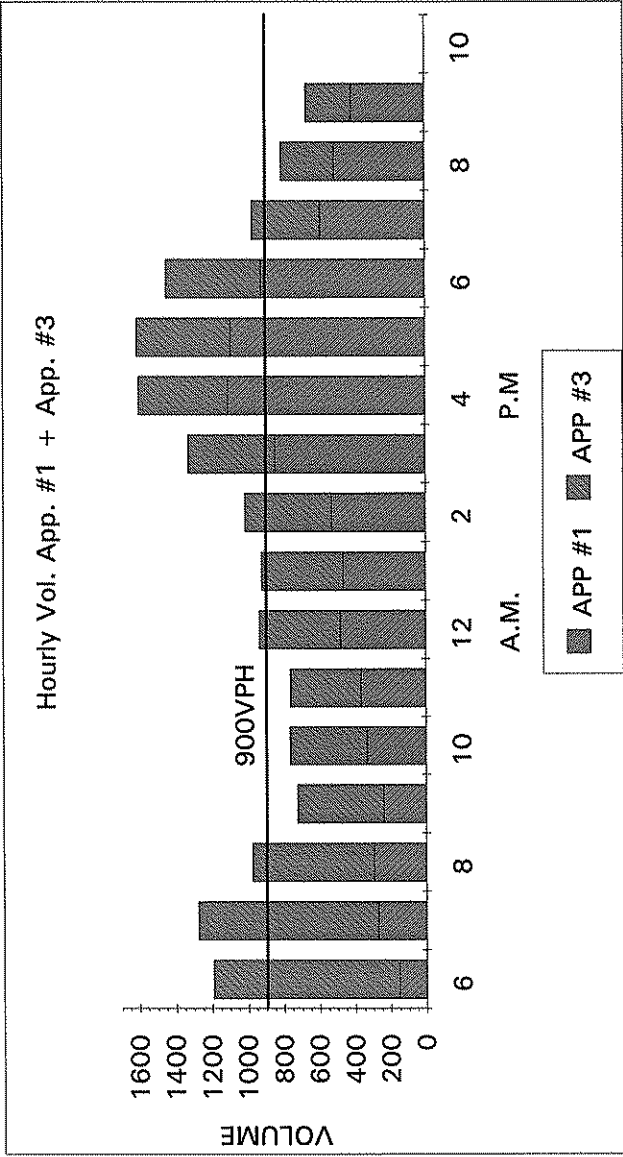
TMC9527 STOP WARRANT STUDY



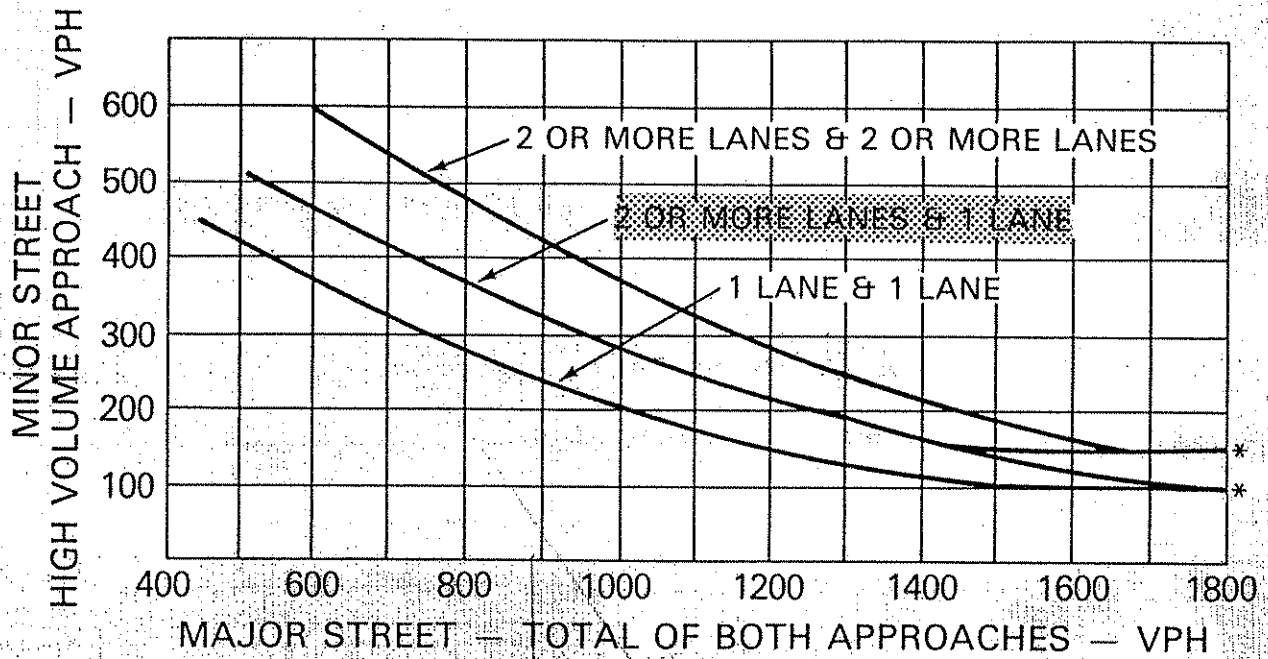
TMC9527 SIGNAL WARRANT 1 STUDY



TMC9527 SIGNAL WARRANT 2 STUDY



**FIGURE 4-5. PEAK HOUR VOLUME WARRANT**



\*NOTE: 150 VPH APPLIES AS THE LOWER THRESHOLD VOLUME FOR A MINOR STREET APPROACH WITH TWO OR MORE LANES AND 100 VPH APPLIES AS THE LOWER THRESHOLD VOLUME FOR A MINOR STREET APPROACHING WITH ONE LANE.

● = VOLUMES WHICH EXCEED THE THRESHOLD AND ARE REPRESENTED ON THE GRAPH.

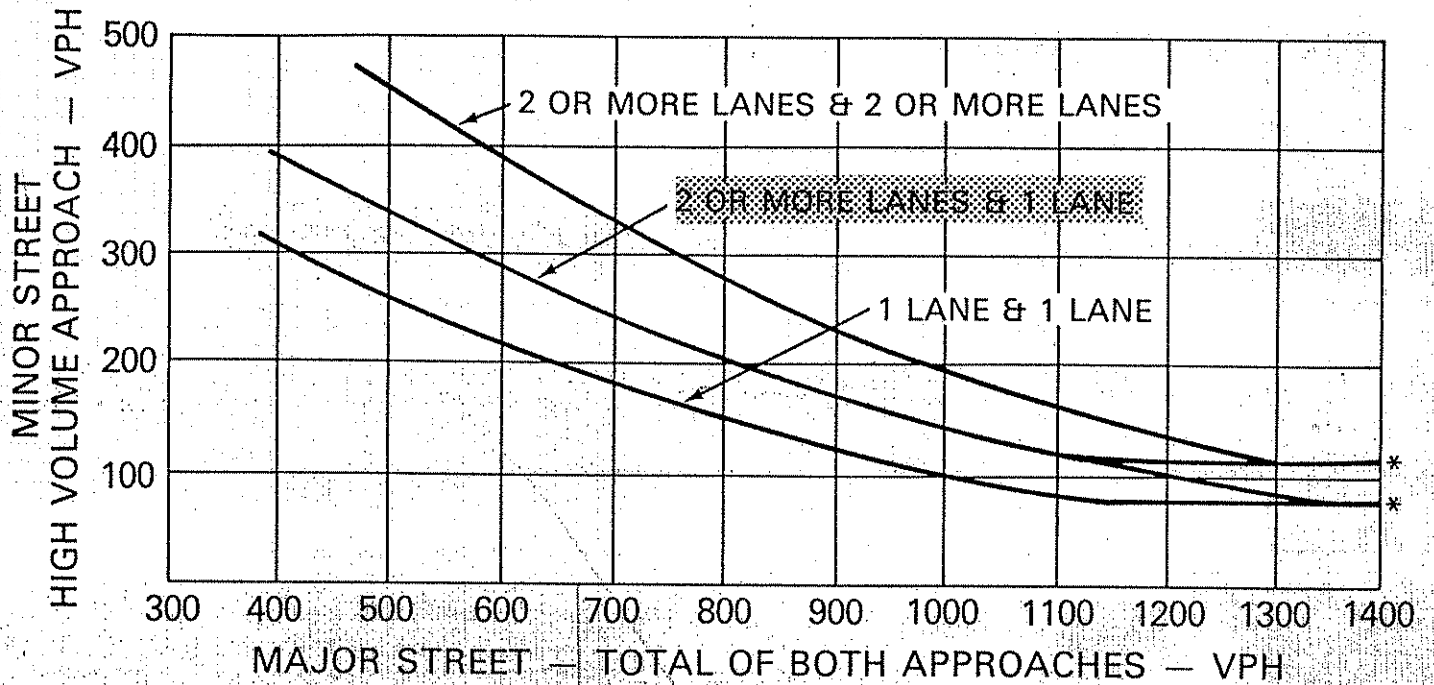
★ = VOLUMES WHICH EXCEED THE THRESHOLD BUT CANNOT BE REPRESENTED ON THE GRAPH.

TIME	MAJOR STREETS (VPH)	MINOR STREET (VPH)
6-7 am	1195	28
7-8 am	1279	35
8-9 am	976	18
9-10 am	723	12
10-11 am	764	14
11-12 pm	762	21
12-1 pm	934	12
1-2 pm	923	16
2-3 pm	1012	11
3-4 pm	1328	16
4-5 pm	1600	12
5-6 pm	1611	16
6-7 pm	1447	14
7-8 pm	970	15
8-9 pm	807	20
9-10 pm	668	7

TMC9527 CSAH 11 (FOLEY BLVD) @ 104TH LANE



# FIGURE 4-7. FOUR HOUR VOLUME WARRANT



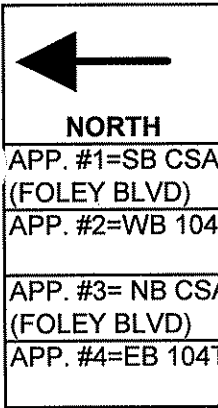
\*NOTE: 115 VPH APPLIES AS THE LOWER THRESHOLD VOLUME FOR A MINOR STREET APPROACH WITH TWO OR MORE LANES AND 80 VPH APPLIES AS THE LOWER THRESHOLD VOLUME FOR A MINOR STREET APPROACHING WITH ONE LANE.

● = VOLUMES WHICH EXCEED THE THRESHOLD AND ARE REPRESENTED ON THE GRAPH.

★ = VOLUMES WHICH EXCEED THE THRESHOLD BUT CANNOT BE REPRESENTED ON THE GRAPH.

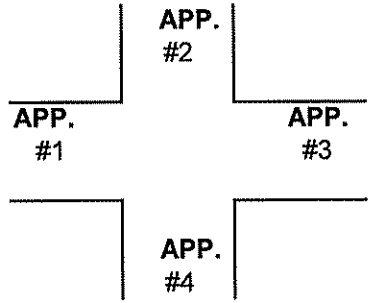
TIME	MAJOR STREETS (VPH)	MINOR STREET (VPH)
6-7 am	1195	28
7-8 am	1279	35
8-9 am	976	18
9-10 am	723	12
10-11 am	764	14
11-12 pm	762	21
12-1 pm	934	12
1-2 pm	923	16
2-3 pm	1012	11
3-4 pm	1328	16
4-5 pm	1600	12
5-6 pm	1611	16
6-7 pm	1447	14
7-8 pm	970	15
8-9 pm	807	20
9-10 pm	668	7

TMC9527 CSAH 11 (FOLEY BLVD) @ 104TH LANE



COUNT LOCATION: CSAH 11 (FOLEY BLVD) @  
104TH LANE

DATE: 8/30/95



HEAVY VEHICLE- ANY VEHICLE HAVING MORE THAN FOUR TIRES TOUCHING THE PAVEMENT

A. TRUCKS- A HEAVY VEHICLE INVOLVED PRIMARILY IN THE TRANSPORT OF GOODS OR IN THE DELIVERY OF A SERVICE.

B. RV- A HEAVY VEHICLE OPERATED BY A PRIVATE MOTORIST AND INVOLVED IN THE TRANSPORT OF RECREATIONAL EQUIPMENT OR FACILITIES.

C. BUSES- A HEAVY VEHICLE INVOLVED IN THE TRANSPORTATION OF GROUPS OF PEOPLE.

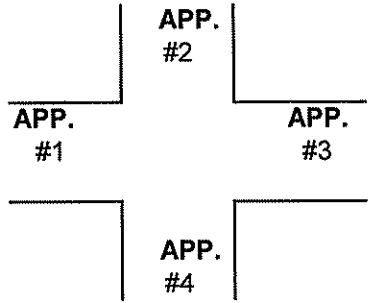
TIME	PEDESTRIANS					HEAVY VEHICLES		
	APP. #1	APP. #2	APP. #3	APP. #4	15 MIN TOT	TRUCKS	RV	BUS
6:00-6:15AM						2		3
6:15-6:30						5		
6:30-6:45				1	1	3	1	1
6:45-7:00						3		
<b>HOURLY TOTAL</b>					<b>1</b>	<b>HOURLY TOTAL</b>		<b>18</b>
7:00-7:15						2		2
7:15-7:30						5		1
7:30-7:45						4		
7:45-8:00						5		1
<b>HOURLY TOTAL</b>						<b>HOURLY TOTAL</b>		<b>20</b>
8:00-8:15						10		3
8:15-8:30						1		5
8:30-8:45						8		
8:45-9:00				1	1	5		5
<b>HOURLY TOTAL</b>					<b>1</b>	<b>HOURLY TOTAL</b>		<b>37</b>
9:00-9:15				2	2	7		2
9:15-9:30						3		1
9:30-9:45		2			2	11		5
9:45-10:00				2	2	6		3
<b>HOURLY TOTAL</b>					<b>6</b>	<b>HOURLY TOTAL</b>		<b>38</b>
10:00-10:15						2		2
10:15-10:30	1				1	10		5
10:30-10:45						6		4
10:45-11:00						9		2
<b>HOURLY TOTAL</b>					<b>1</b>	<b>HOURLY TOTAL</b>		<b>40</b>
11:00-11:15		1	4	4	9	5	1	2
11:15-11:30		2			2	3		
11:30-11:45		1		1	2	8		
11:45-12:00						1		
<b>HOURLY TOTAL</b>					<b>13</b>	<b>HOURLY TOTAL</b>		<b>20</b>
12:00-12:15		5			5	8		
12:15-12:30		1			1	6		1
12:30-12:45						4	1	
12:45-1:00				3	3	4		2
<b>HOURLY TOTAL</b>					<b>9</b>	<b>HOURLY TOTAL</b>		<b>26</b>
1:00-1:15			1		1	5		1
1:15-1:30		2		2	4	5		
1:30-1:45	1	2			3	7		
1:45-2:00		3		1	4	7		
<b>HOURLY TOTAL</b>					<b>12</b>	<b>HOURLY TOTAL</b>		<b>25</b>



**COUNT LOCATION:** CSAH 11 (FOLEY BLVD) @  
104TH LANE

**DATE:** 8/28/95

**NORTH**  
 APP. #1=SB CSAH 11  
 (FOLEY BLVD)  
 APP. #2=WB 104TH LN  
 APP. #3= NB CSAH 11  
 (FOLEY BLVD)  
 APP. #4=EB 104TH LN



**HEAVY VEHICLE- ANY VEHICLE HAVING MORE THAN FOUR TIRES TOUCHING THE PAVEMENT**  
 A. TRUCKS- A HEAVY VEHICLE INVOLVED PRIMARILY IN THE TRANSPORT OF GOODS OR IN THE DELIVERY OF A SERVICE.  
 B. RV- A HEAVY VEHICLE OPERATED BY A PRIVATE MOTORIST AND INVOLVED IN THE TRANSPORT OF RECREATIONAL EQUIPMENT OR FACILITIES.  
 C. BUSES- A HEAVY VEHICLE INVOLVED IN THE TRANSPORTATION OF GROUPS OF PEOPLE.

TIME	PEDESTRIANS					HEAVY VEHICLES		
	APP. #1	APP. #2	APP. #3	APP. #4	15 MIN TOT	TRUCKS	RV	BUS
2:00-2:15PM	1	1			2	4	3	
2:15-2:30		4			4	4		
2:30-2:45		1			1	4		2
2:45-3:00		2			2	2		1
<b>HOURLY TOTAL</b>					<b>9</b>	<b>HOURLY TOTAL</b>		<b>20</b>
3:00-3:15						2		
3:15-3:30		1			1	4		1
3:30-3:45						4		1
3:45-4:00				1	1	4	1	2
<b>HOURLY TOTAL</b>					<b>2</b>	<b>HOURLY TOTAL</b>		<b>19</b>
4:00-4:15				1	1	3		
4:15-4:30						4		1
4:30-4:45						3		
4:45-5:00		1			1	3		
<b>HOURLY TOTAL</b>					<b>2</b>	<b>HOURLY TOTAL</b>		<b>14</b>
5:00-5:15		2		1	3	2		
5:15-5:30						2		2
5:30-5:45						2		2
5:45-6:00						5		1
<b>HOURLY TOTAL</b>					<b>3</b>	<b>HOURLY TOTAL</b>		<b>16</b>
6:00-6:15		1			1	2		1
6:15-6:30						2		1
6:30-6:45								
6:45-7:00		6			6	3		
<b>HOURLY TOTAL</b>					<b>7</b>	<b>HOURLY TOTAL</b>		<b>9</b>
7:00-7:15		1		1	2	1	1	
7:15-7:30		1			1	1		1
7:30-7:45		2			2	4		
7:45-8:00		4		1	5		1	
<b>HOURLY TOTAL</b>					<b>10</b>	<b>HOURLY TOTAL</b>		<b>9</b>
8:00-8:15								
8:15-8:30								
8:30-8:45								
8:45-9:00						1		
<b>HOURLY TOTAL</b>						<b>HOURLY TOTAL</b>		<b>1</b>
9:00-9:15						1		
9:15-9:30								
9:30-9:45						1		
9:45-10:00						1		
<b>HOURLY TOTAL</b>						<b>HOURLY TOTAL</b>		<b>3</b>