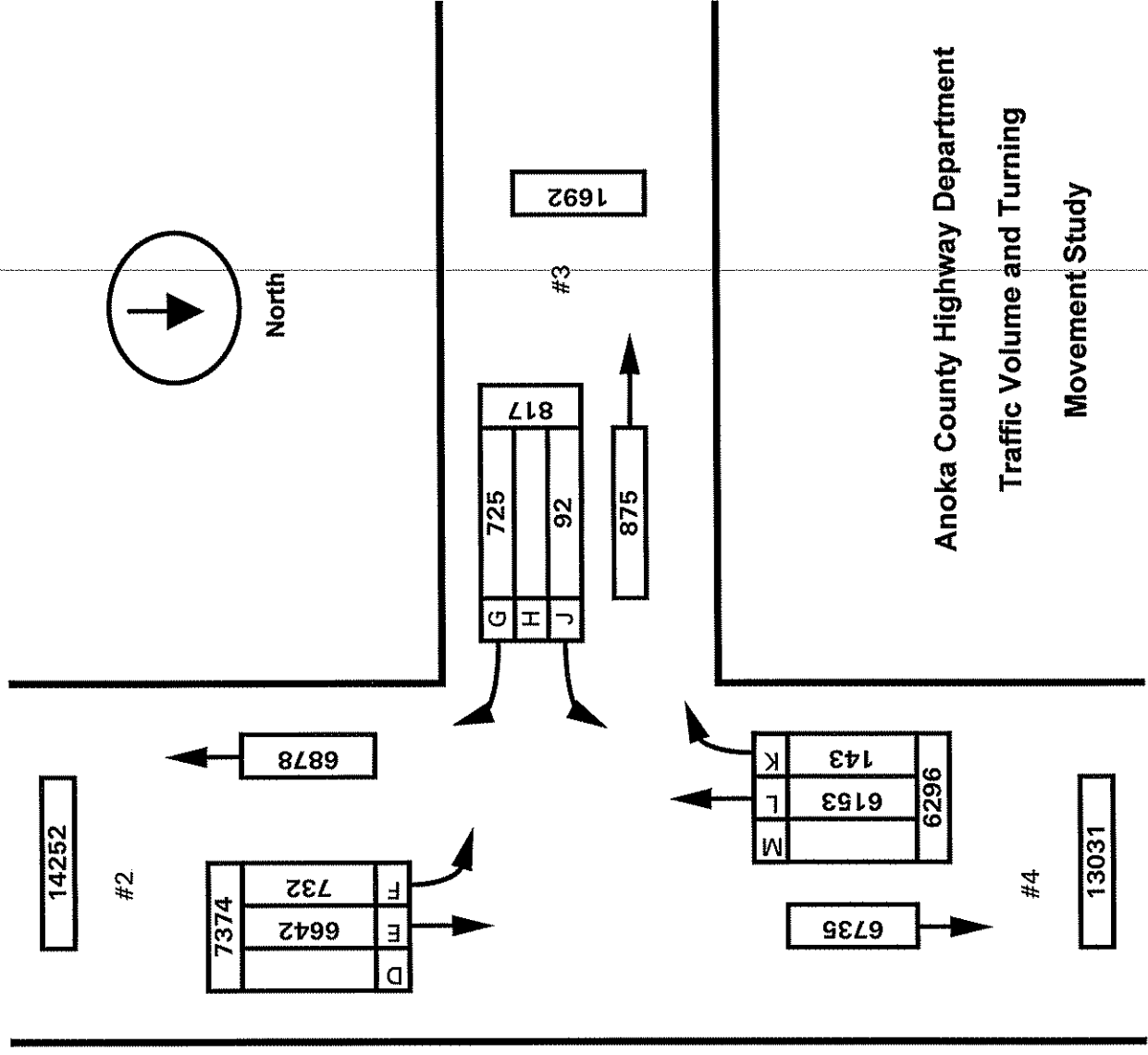


Date : '8/17/95AM '8/15/95PM

Count Number : TMC 9529

Location : CSAH 9 (ROUND LAKE BLVD)

@ 143RD AVENUE NW



Anoka County Highway Department
Traffic Volume and Turning
Movement Study

	LANES OF APPROACH			TOTAL
	RIGHT TURN LANE	LEFT TURN LANE	THRU LANES	
#2	0	0	2	2
#3	0	0	1	1
#4	0	0	1	1

Vehicle group 1

Date 08/15/95	CSAH 9 (ROUND LAKE BLVD) Southbound		CSAH 9 (ROUND LAKE BLVD) Northbound		143RD AVE Eastbound		Vehicle Total	Other Total	
	Other	Right	Thru	Left	Other	Right			Left
06:00	3	0	13	0	1	11	1	161	7
06:15	4	1	25	2	0	21	0	219	4
06:30	7	1	31	0	0	20	1	274	8
06:45	3	2	30	0	0	17	3	244	6
Hr Total	17	4	99	2	1	69	5	898	25
07:00	4	1	36	2	1	25	1	219	7
07:15	3	1	44	2	1	19	2	241	5
07:30	2	1	44	3	2	24	2	209	7
07:45	7	2	44	5	0	16	1	241	11
Hr Total	16	5	168	12	4	84	6	910	30
08:00	9	0	47	1	0	9	2	183	11
08:15	3	0	44	4	0	16	2	166	4
08:30	3	2	40	3	0	15	0	176	9
08:45	1	0	44	2	0	7	1	154	5
Hr Total	16	2	175	10	0	47	5	679	29
09:00	9	1	38	5	0	11	1	145	11
09:15	6	5	37	6	1	12	0	147	11
09:30	4	4	31	8	0	7	1	131	7
09:45	3	3	54	1	1	13	2	150	7
Hr Total	22	13	160	20	2	43	4	573	36
10:00	1	3	47	12	2	14	2	158	9
10:15	4	2	54	14	0	10	3	153	8
10:30	2	5	56	8	1	11	2	151	5
10:45	2	6	69	8	0	11	3	171	7
Hr Total	9	16	226	42	3	46	10	633	29
11:00	4	7	75	8	0	7	2	169	8
11:15	2	3	73	9	0	11	1	168	5
11:30	3	3	53	8	0	12	4	191	6
11:45	3	4	80	14	0	10	5	191	8
Hr Total	12	17	281	39	0	40	12	719	27
12:00	3	2	92	13	0	10	1	209	7
12:15	3	5	80	11	0	6	1	185	5
12:30	2	2	110	8	0	10	1	213	4
12:45	1	1	73	5	0	5	0	174	2
Hr Total	9	10	355	37	0	31	3	781	18

ANOKA COUNTY HIGHWAY DEPARTMENT
 TRAFFIC ENGINEERING SECTION
 TRAFFIC VOLUME AND
 TURNING MOVEMENT STUDY

Site : 95290101
 Start date: 08/15/95
 File I.D. : TMC9529
 Page : 2

Counter : TDC EIGHT
 Counted by LAURIE AND ANNI
 MOSTLY SUNNY

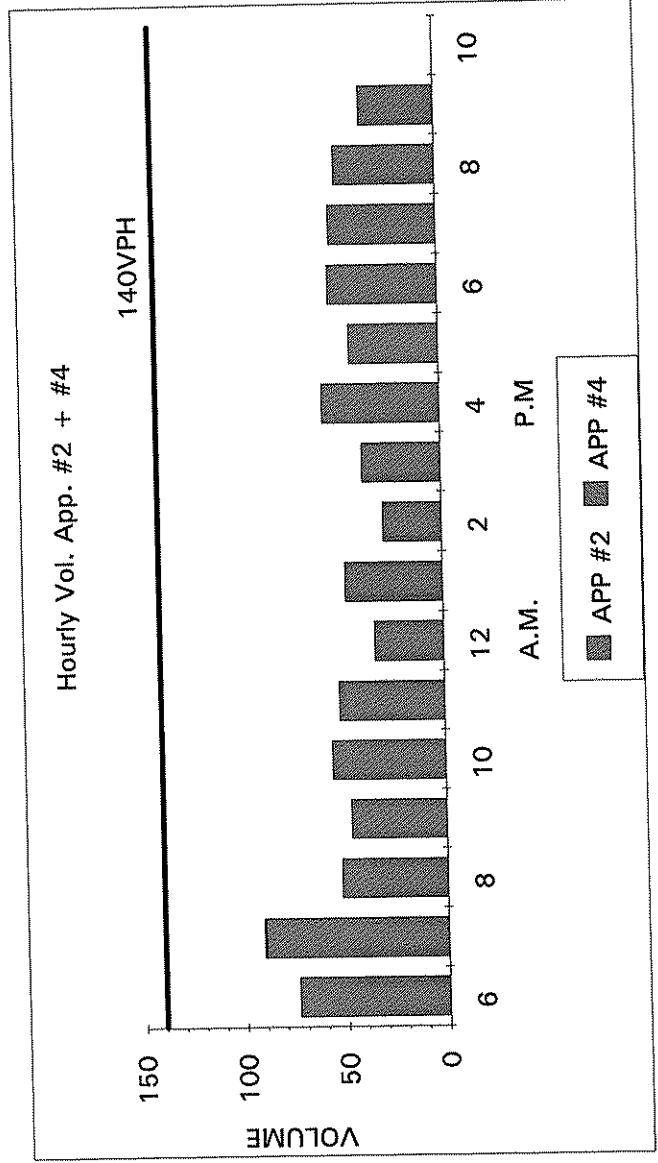
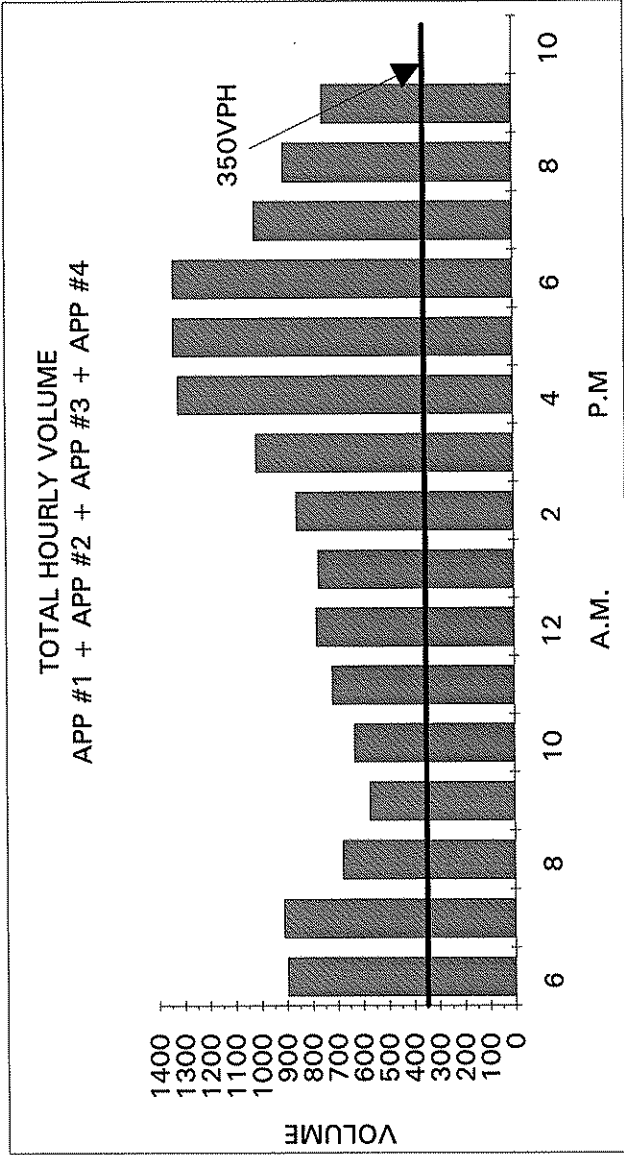
Vehicle group 1

Date 08/15/95	CSAH 9 (ROUND LAKE BLVD) Southbound			CSAH 9 (ROUND LAKE BLVD) Northbound			143RD AVE Eastbound			Vehicle Total	Other Total
	Other	Right	Thru	Other	Thru	Left	Other	Right	Left		
13:00	1	3	82	4	98	5	0	6	0	194	5
13:15	2	2	76	0	82	8	0	8	2	178	2
13:30	2	8	74	5	78	13	0	13	2	188	7
13:45	0	3	73	6	109	10	1	16	1	212	7
Hr Total	5	16	305	15	367	36	1	43	5	772	21
14:00	1	2	95	2	101	6	0	8	1	213	3
14:15	0	1	85	3	109	18	1	3	1	217	4
14:30	3	2	102	4	98	5	0	5	1	213	7
14:45	3	1	97	2	97	8	0	10	0	213	5
Hr Total	7	6	379	11	405	37	1	26	3	856	19
15:00	6	0	68	2	128	9	0	5	0	210	8
15:15	2	3	88	5	165	13	0	11	1	281	7
15:30	1	2	82	3	156	10	0	13	1	264	4
15:45	1	3	71	3	157	18	0	7	1	257	4
Hr Total	10	8	309	13	606	50	0	36	3	1012	23
16:00	3	2	88	9	199	18	0	13	4	324	12
16:15	3	4	80	4	217	22	0	8	1	332	7
16:30	2	0	77	1	200	20	0	20	4	321	3
16:45	0	1	100	3	211	21	1	8	0	341	4
Hr Total	8	7	345	17	827	81	1	49	9	1318	26
17:00	2	1	81	4	202	30	0	8	2	324	6
17:15	2	0	90	4	201	31	0	13	0	335	6
17:30	2	3	91	7	198	25	1	13	3	333	10
17:45	2	5	107	4	214	12	0	5	0	343	6
Hr Total	8	9	369	19	815	98	1	39	5	1335	28
18:00	3	1	100	3	228	33	0	13	2	377	6
18:15	2	4	121	3	186	14	0	16	1	342	5
18:30	2	4	106	4	178	25	0	12	0	325	6
18:45	2	0	111	3	158	12	0	10	0	291	5
Hr Total	9	9	438	13	750	84	0	51	3	1335	22
19:00	0	1	95	3	170	20	0	20	1	307	3
19:15	2	0	95	1	124	21	0	5	4	249	3
19:30	0	1	78	1	114	16	0	10	1	220	1
19:45	2	2	95	0	115	16	1	11	1	240	3
Hr Total	4	4	363	5	523	73	1	46	7	1016	10

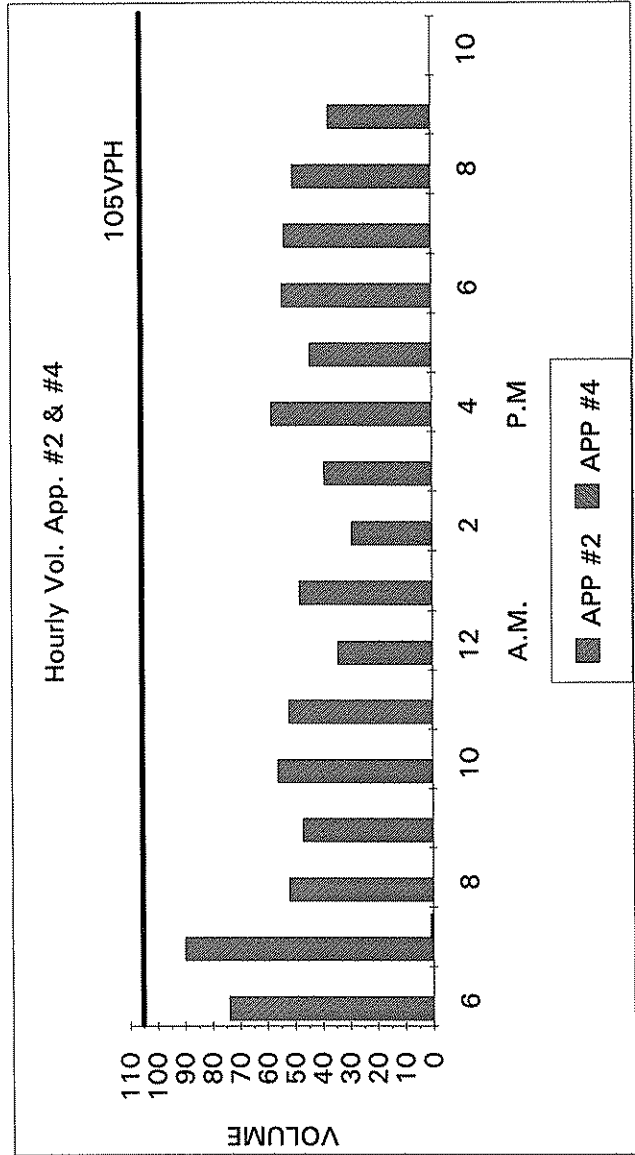
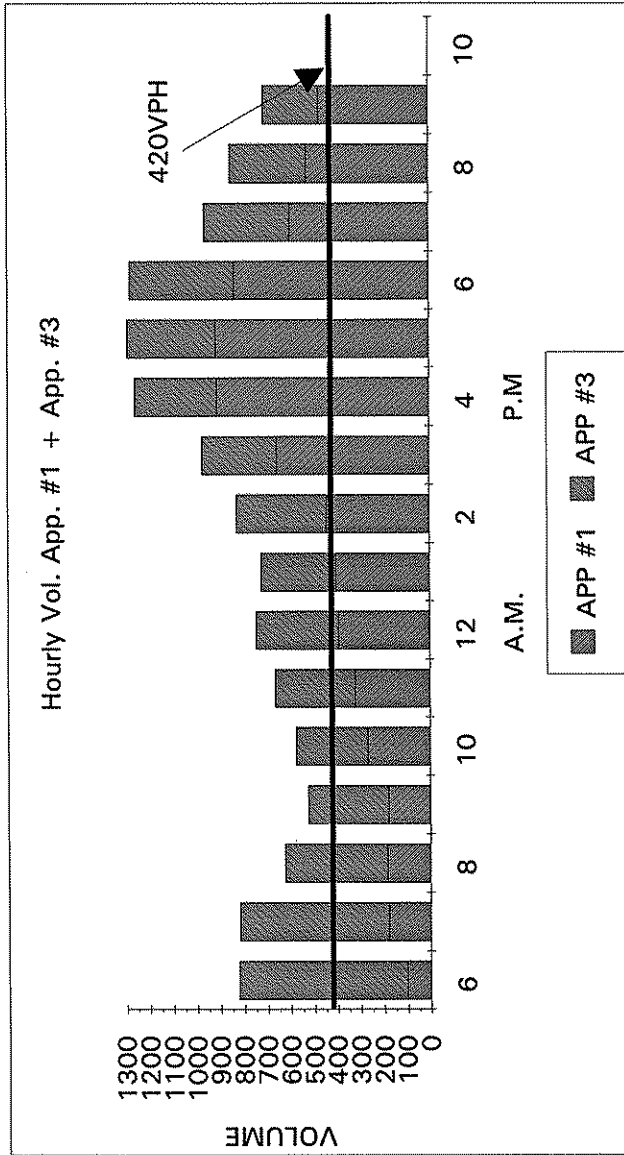
Date 08/15/95	CSAH 9 (ROUND LAKE BLVD) Southbound		CSAH 9 (ROUND LAKE BLVD) Northbound		143RD AVE Eastbound		Vehicle Total	Other Total		
	Other	Right Thru	Other	Thru Left	Other	Right Left				
20:00	0	2	1	107	7	0	8	2	200	1
20:15	0	4	1	108	23	0	15	0	244	1
20:30	0	3	0	111	20	0	9	3	212	0
20:45	1	5	1	129	20	0	12	1	246	2
Hr Total	1	14	3	455	70	0	44	6	902	4
21:00	0	0	1	115	19	0	8	3	221	1
21:15	0	0	0	119	9	0	4	2	181	0
21:30	0	1	0	94	5	0	9	1	185	0
21:45	0	2	0	102	8	0	10	0	161	0
Hr Total	0	3	1	430	41	0	31	6	748	1

TOTAL 153 143 6153 180 6642 732 15 725 92 14487 348

TMC9529 STOP WARRANT STUDY



TMC9529 SIGNAL WARRANT 1 STUDY



CSAH 9 (ROUND LAKE BLVD.) @ 143RD. AVE.

TMC9529 SIGNAL WARRANT 2 STUDY

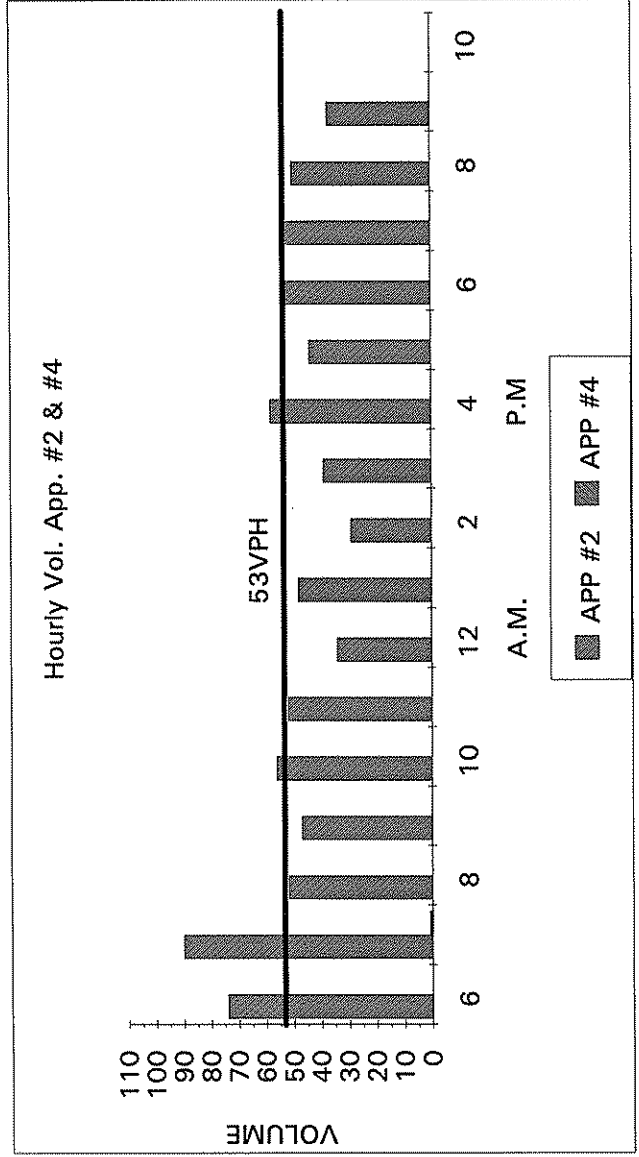
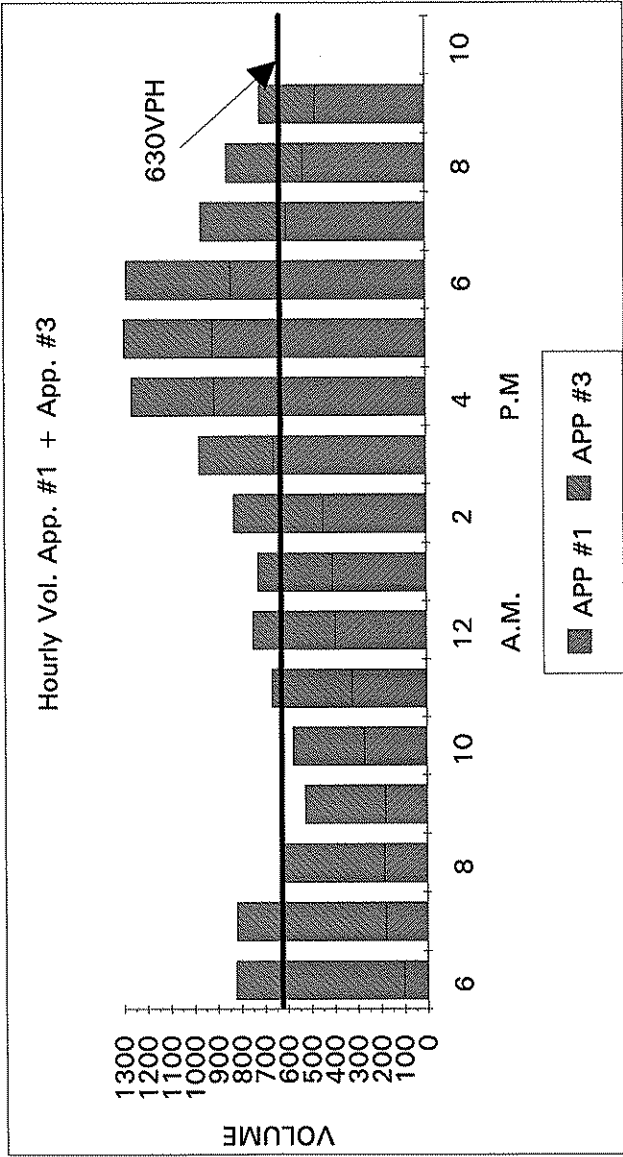
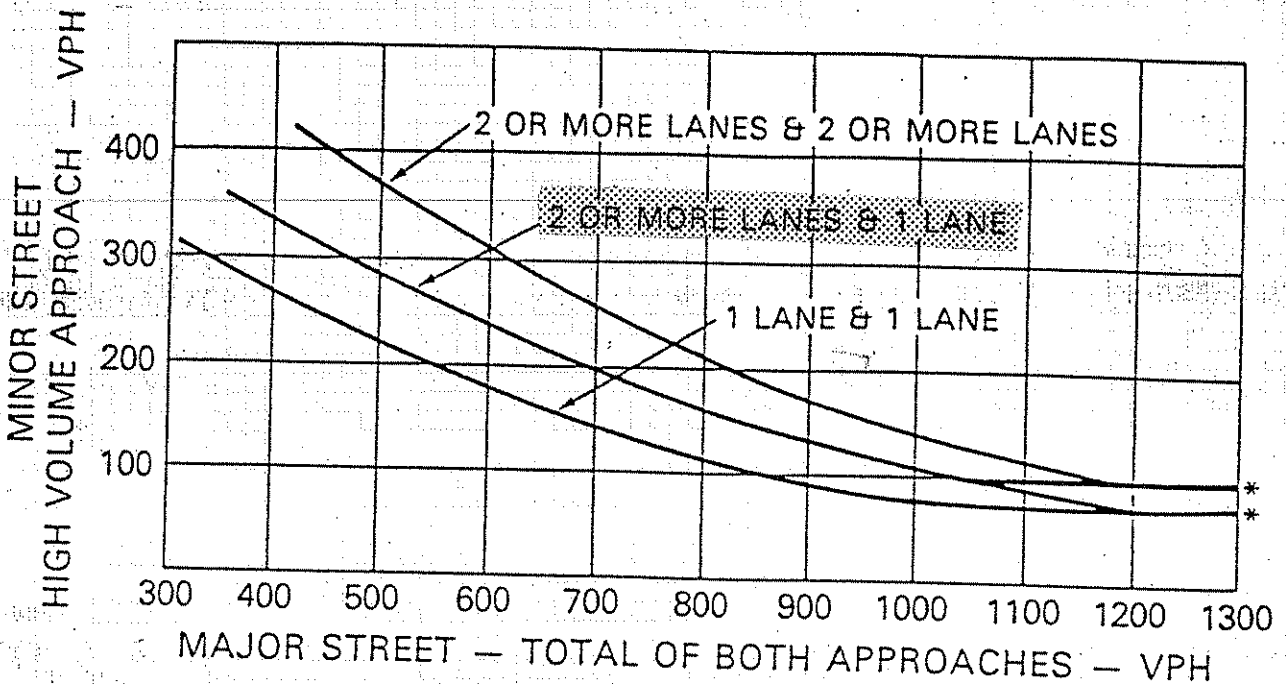


FIGURE 4-6. PEAK HOUR VOLUME WARRANT
 (COMMUNITY LESS THAN 10,000 POPULATION OR ABOVE 40 MPH ON MAJOR STREET)



*NOTE: 100 VPH APPLIES AS THE LOWER THRESHOLD VOLUME FOR A MINOR STREET APPROACH WITH TWO OR MORE LANES AND 75 VPH APPLIES AS THE LOWER THRESHOLD VOLUME FOR A MINOR STREET APPROACHING WITH ONE LANE.

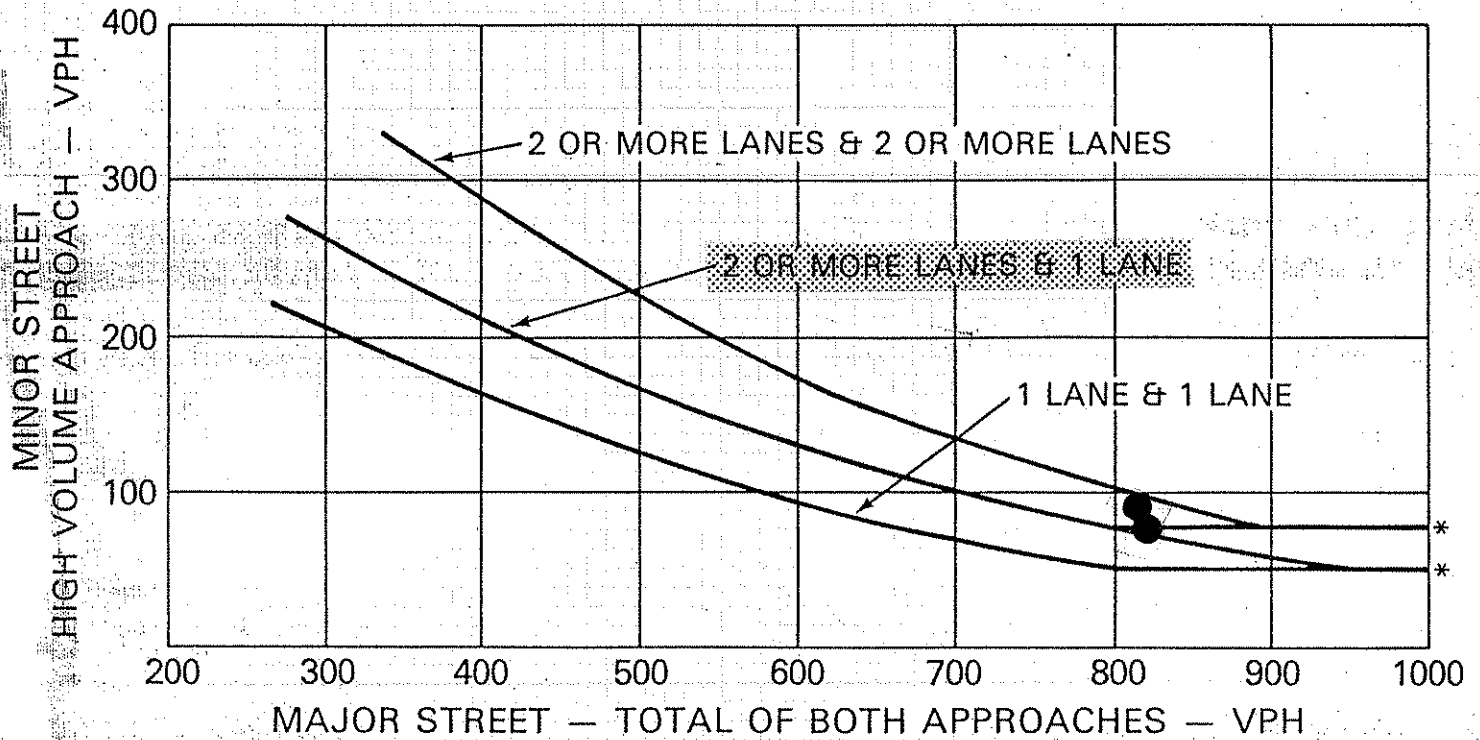
● = VOLUMES WHICH EXCEED THE THRESHOLD AND ARE REPRESENTED ON THE GRAPH.

★ = VOLUMES WHICH EXCEED THE THRESHOLD BUT CANNOT BE REPRESENTED ON THE GRAPH.

TIME	MAJOR STREETS (VPH)	MINOR STREET (VPH)
6-7 am	824	74
7-8 am	820	90
8-9 am	627	52
9-10 am	526	47
10-11 am	577	56
11-12 pm	667	52
12-1 pm	747	34
1-2 pm	724	48
2-3 pm	827	29
3-4 pm	973	39
4-5 pm	1260	58
5-6 pm	1291	44
6-7 pm	1281	54
7-8 pm	963	53
8-9 pm	852	50
9-10 pm	711	37

FIGURE 4-8. FOUR HOUR VOLUME WARRANT

(COMMUNITY LESS THAN 10,000 POPULATION OR ABOVE 40 MPH ON MAJOR STREET)

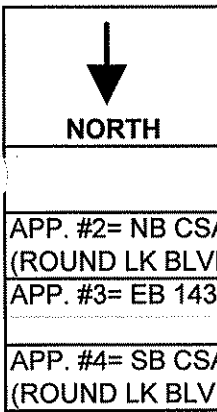


*NOTE: 80 VPH APPLIES AS THE LOWER THRESHOLD VOLUME FOR A MINOR STREET APPROACH WITH TWO OR MORE LANES AND 60 VPH APPLIES AS THE LOWER THRESHOLD VOLUME FOR A MINOR STREET APPROACHING WITH ONE LANE.

● = VOLUMES WHICH EXCEEDED THE THRESHOLD AND ARE REPRESENTED ON THE GRAPH.

★ = VOLUMES WHICH EXCEEDED THE THRESHOLD BUT CANNOT BE REPRESENTED ON THE GRAPH.

TIME	MAJOR STREETS (VPH)	MINOR STREET (VPH)
● 6-7 am	824	74
● 7-8 am	820	90
8-9 am	627	52
9-10 am	526	47
10-11 am	577	56
11-12 pm	667	52
12-1 pm	747	34
1-2 pm	724	48
2-3 pm	827	29
3-4 pm	973	39
4-5 pm	1260	58
5-6 pm	1291	44
6-7 pm	1281	54
7-8 pm	963	53
8-9 pm	852	50
9-10 pm	711	37



COUNT LOCATION: CSAH 9 (ROUND LAKE BLVD)
@ 143RD AVE NW

DATE: 8/17/95

APP. #2
APP. #3
APP. #4

- HEAVY VEHICLE- ANY VEHICLE HAVING MORE THAN FOUR TIRES TOUCHING THE PAVEMENT
- A. TRUCKS- A HEAVY VEHICLE INVOLVED PRIMARILY IN THE TRANSPORT OF GOODS OR IN THE DELIVERY OF A SERVICE.
 - B. RV- A HEAVY VEHICLE OPERATED BY A PRIVATE MOTORIST AND INVOLVED IN THE TRANSPORT OF RECREATIONAL EQUIPMENT OR FACILITIES.
 - C. BUSES- A HEAVY VEHICLE INVOLVED IN THE TRANSPORTATION OF GROUPS OF PEOPLE.

TIME	PEDESTRIANS					HEAVY VEHICLES		
	APP. #1	APP. #2	APP. #3	APP. #4	15 MIN TOT	TRUCKS	RV	BUS
6:00-6:15AM						6		
6:15-6:30						4		
6:30-6:45						7		
6:45-7:00						6		
HOURLY TOTAL						HOURLY TOTAL		23
7:00-7:15						7		
7:15-7:30						5		
7:30-7:45						6		1
7:45-8:00						9		1
HOURLY TOTAL						HOURLY TOTAL		29
8:00-8:15						11		
8:15-8:30						3		1
8:30-8:45						9		
8:45-9:00						5		
HOURLY TOTAL						HOURLY TOTAL		29
9:00-9:15						11		
9:15-9:30						9	1	
9:30-9:45						5		
9:45-10:00						7		
HOURLY TOTAL						HOURLY TOTAL		33
10:00-10:15						7		
10:15-10:30						5	2	
10:30-10:45						5		
10:45-11:00						7		
HOURLY TOTAL						HOURLY TOTAL		26
11:00-11:15						8		
11:15-11:30						4		1
11:30-11:45						5		
11:45-12:00						9	1	
HOURLY TOTAL						HOURLY TOTAL		28
12:00-12:15						5		
12:15-12:30						4	1	
12:30-12:45						4		
12:45-1:00						2		
HOURLY TOTAL						HOURLY TOTAL		16
1:00-1:15						5		
1:15-1:30						2		
1:30-1:45						7		
1:45-2:00						7		
HOURLY TOTAL						HOURLY TOTAL		21



COUNT LOCATION: CSAH 9 (ROUND LAKE BLVD)
@ 143RD AVE NW

DATE: 8/15/95

APP. #2= NB CSAH 9
 (ROUND LK BLVD)
 APP. #3= EB 143RD AVE
 APP. #4= SB CSAH 9
 (ROUND LK BLVD)

APP.
#2

APP.
#3

APP.
#4

- HEAVY VEHICLE- ANY VEHICLE HAVING MORE THAN FOUR TIRES TOUCHING THE PAVEMENT
- A. TRUCKS- A HEAVY VEHICLE INVOLVED PRIMARILY IN THE TRANSPORT OF GOODS OR IN THE DELIVERY OF A SERVICE.
 - B. RV- A HEAVY VEHICLE OPERATED BY A PRIVATE MOTORIST AND INVOLVED IN THE TRANSPORT OF RECREATIONAL EQUIPMENT OR FACILITIES.
 - C. BUSES- A HEAVY VEHICLE INVOLVED IN THE TRANSPORTATION OF GROUPS OF PEOPLE.

TIME	PEDESTRIANS					HEAVY VEHICLES		
	APP. #1	APP. #2	APP. #3	APP. #4	15 MIN TOT	TRUCKS	RV	BUS
2:00-2:15PM						2		
2:15-2:30						5		
2:30-2:45						7		
2:45-3:00						5		
HOURLY TOTAL						HOURLY TOTAL		19
3:00-3:15						7	1	
3:15-3:30						7		
3:30-3:45						5		
3:45-4:00						3		1
HOURLY TOTAL						HOURLY TOTAL		24
4:00-4:15						11		
4:15-4:30						7		
4:30-4:45						3		
4:45-5:00						3		
HOURLY TOTAL						HOURLY TOTAL		24
5:00-5:15						6		
5:15-5:30						6		
5:30-5:45						10		
5:45-6:00						6		
HOURLY TOTAL						HOURLY TOTAL		28
6:00-6:15						5	1	
6:15-6:30						4	1	
6:30-6:45						4	2	
6:45-7:00						5		
HOURLY TOTAL						HOURLY TOTAL		22
7:00-7:15						3		
7:15-7:30						2		1
7:30-7:45						1		
7:45-8:00						1	2	
HOURLY TOTAL						HOURLY TOTAL		10
8:00-8:15							1	
8:15-8:30						1		
8:30-8:45								
8:45-9:00						2		
HOURLY TOTAL						HOURLY TOTAL		4
9:00-9:15						1		
9:15-9:30								
9:30-9:45								
9:45-10:00								
HOURLY TOTAL						HOURLY TOTAL		1