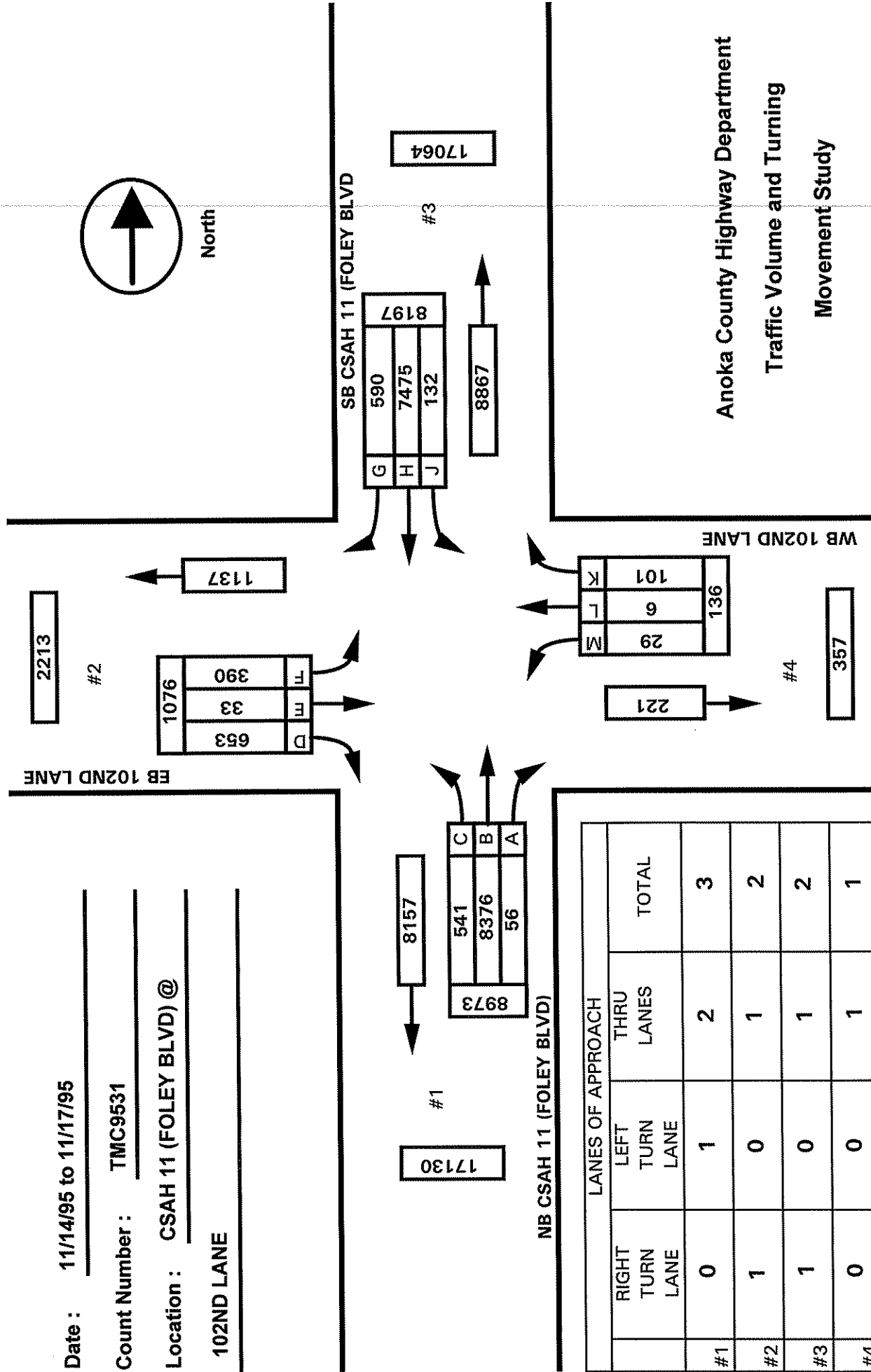


Date : 11/14/95 to 11/17/95

Count Number : TMC9531

Location : CSAH 11 (FOLEY BLVD) @

102ND LANE



Anoka County Highway Department  
Traffic Volume and Turning  
Movement Study

Vehicle group 1

Date 11/15/95	CSAH 11 (FOLEY BLVD) Southbound			102ND LANE Westbound			CSAH 11 (FOLEY BLVD) Northbound			102ND LANE Eastbound			Vehicle		
	Other	Right	Thru	Left	Other	Right	Thru	Left	Other	Right	Thru	Left	Right	Other	Total
06:00	0	7	241	2	0	0	0	0	1	2	24	2	0	1	281
06:15	0	19	229	4	0	0	0	1	1	1	34	4	0	0	292
06:30	0	8	280	2	0	0	0	0	1	1	32	2	0	2	335
06:45	0	2	240	5	0	0	0	2	0	0	62	0	0	0	314
Hr Total	0	36	990	13	0	0	0	4	4	4	152	8	0	3	1222
07:00	0	6	245	6	0	0	0	2	1	1	49	6	0	0	322
07:15	0	6	246	0	0	0	0	2	1	1	58	1	0	0	322
07:30	0	6	231	4	0	0	0	1	0	0	56	4	0	2	311
07:45	0	9	227	6	0	0	0	4	0	0	71	1	0	2	323
Hr Total	0	27	949	16	0	1	0	9	2	2	234	12	0	4	1278
08:00	0	5	199	3	0	1	0	6	0	0	77	5	0	1	297
08:15	0	3	176	4	0	2	0	7	2	2	56	5	0	5	260
08:30	0	9	193	4	0	1	0	1	0	0	52	7	0	4	282
08:45	0	14	142	1	0	0	0	5	2	2	57	11	0	2	246
Hr Total	0	31	710	12	0	4	0	19	4	4	242	28	1	12	1085
09:00	0	13	129	1	0	0	1	6	0	1	56	11	0	10	241
09:15	0	19	110	0	0	0	0	2	1	1	49	11	0	5	218
09:30	0	10	94	3	0	0	0	1	1	1	53	11	0	7	195
09:45	0	13	101	1	0	1	0	2	0	0	56	8	0	6	203
Hr Total	0	55	434	5	0	2	1	7	3	3	214	41	1	28	857
10:00	1	12	71	0	0	1	0	1	0	0	59	9	0	10	175
10:15	3	11	79	0	0	1	0	4	2	2	49	10	0	10	176
10:30	4	13	81	0	0	0	0	0	0	0	65	15	1	10	203
10:45	4	9	74	2	0	0	0	6	0	0	63	6	0	9	177
Hr Total	12	45	305	2	0	2	0	11	2	2	236	40	0	39	731
11:00	3	10	69	1	0	4	0	7	1	1	91	11	0	7	208
11:15	2	12	75	1	0	0	0	2	0	0	84	11	0	9	205
11:30	4	14	95	4	1	4	0	5	0	0	87	10	1	9	242
11:45	5	12	66	2	0	3	0	2	0	0	86	9	0	7	202
Hr Total	14	48	305	8	1	11	0	16	1	1	348	41	1	32	857
12:00	4	11	72	0	1	2	0	3	0	0	95	14	0	6	222
12:15	3	13	84	1	0	0	0	3	0	0	86	5	0	10	210
12:30	2	14	75	0	0	0	1	3	0	0	89	15	1	6	219
12:45	8	15	99	1	0	3	0	3	1	1	93	11	0	6	245
Hr Total	17	53	330	2	1	5	1	12	1	1	363	45	0	28	896

ANOKA COUNTY HIGHWAY DEPARTMENT  
 TRAFFIC ENGINEERING SECTION  
 TRAFFIC VOLUME AND  
 TURNING MOVEMENT STUDY

Site : 95310101  
 Start date: 11/15/95  
 File I.D. : TMC9531J001  
 Page : 2

Counter : TDC EIGHT  
 Counted by JOSIE/MARGE

Vehicle group 1

Date 11/15/95	CSAH 11 (FOLEY BLVD) Southbound				102ND LANE Westbound				CSAH 11 (FOLEY BLVD) Northbound				102ND LANE Eastbound				Vehicle		
	Other	Right	Thru	Left	Other	Right	Thru	Left	Other	Right	Thru	Left	Other	Right	Thru	Left	Total	Other	Total
13:00	2	7	97	1	0	5	0	3	2	0	80	15	0	24	0	5	237	4	4
13:15	3	9	79	0	0	1	0	1	2	1	92	11	0	11	0	11	216	5	5
13:30	0	13	96	2	0	0	0	1	4	1	83	16	1	23	0	6	241	5	5
13:45	4	10	104	0	0	2	0	0	4	0	103	20	0	15	3	8	268	8	8
Hr Total	9	39	376	3	0	8	0	5	12	2	358	62	1	73	3	30	962	22	22
14:00	0	11	93	0	0	0	0	0	2	0	88	8	0	13	2	10	225	2	2
14:15	0	7	91	1	0	0	0	0	4	4	128	10	0	7	1	5	254	4	4
14:30	0	11	103	1	0	0	0	0	3	1	130	20	0	13	0	12	291	3	3
14:45	0	14	108	1	0	0	0	0	5	2	189	10	1	14	0	12	350	6	6
Hr Total	0	43	395	3	0	0	0	0	14	7	535	48	1	47	3	39	1120	15	15
15:00	0	14	100	1	0	0	0	0	2	0	192	22	0	14	1	9	353	2	2
15:15	0	20	104	3	0	0	0	0	4	1	200	20	0	27	0	19	394	4	4
15:30	0	14	120	4	0	0	0	0	4	2	236	22	0	10	2	12	422	4	4
15:45	0	18	129	2	0	0	0	0	2	2	285	12	0	15	0	17	480	2	2
Hr Total	0	66	453	10	0	0	0	0	12	5	913	76	0	66	3	57	1649	12	12
16:00	0	10	110	3	0	1	0	0	3	1	280	14	0	16	2	5	442	3	3
16:15	0	21	97	2	0	0	0	0	2	1	285	14	0	17	2	13	452	2	2
16:30	0	24	120	4	0	0	0	1	3	3	293	12	0	12	1	15	485	3	3
16:45	0	10	124	3	0	7	0	1	3	5	284	13	0	9	1	13	471	3	3
Hr Total	0	65	451	12	0	8	0	2	11	10	1142	53	0	54	6	46	1850	11	11
17:00	0	12	93	4	0	8	0	1	1	1	291	9	0	16	2	15	452	1	1
17:15	0	9	104	8	0	3	0	0	3	0	305	6	0	9	0	6	450	3	3
17:30	0	8	136	0	0	0	0	0	1	0	290	5	0	5	0	8	453	1	1
17:45	0	3	119	1	0	7	0	0	0	2	278	2	0	6	0	5	423	0	0
Hr Total	0	32	452	13	0	19	0	1	5	3	1164	22	0	36	2	34	1778	5	5
18:00	0	5	134	4	1	5	0	1	0	0	261	8	0	3	0	5	426	1	1
18:15	0	9	137	2	0	7	0	1	0	0	232	1	0	6	0	4	399	0	0
18:30	0	2	117	3	0	3	0	2	0	2	223	7	0	4	0	4	367	0	0
18:45	0	1	122	4	0	5	0	1	0	1	184	1	0	2	0	0	321	0	0
Hr Total	0	17	510	13	1	20	0	5	0	3	900	17	0	15	0	13	1513	1	1
19:00	0	4	98	0	0	2	0	0	0	1	167	3	0	3	0	3	281	0	0
19:15	0	5	79	0	0	1	0	0	0	2	161	3	0	3	1	4	259	0	0
19:30	0	1	63	0	0	2	0	1	0	1	115	4	0	1	1	3	192	0	0
19:45	0	3	71	2	0	2	0	1	1	0	140	2	0	2	0	1	224	1	1
Hr Total	0	13	311	2	0	7	0	2	1	4	583	12	0	9	2	11	956	1	1

ANOKA COUNTY HIGHWAY DEPARTMENT  
 TRAFFIC ENGINEERING SECTION  
 TRAFFIC VOLUME AND  
 TURNING MOVEMENT STUDY

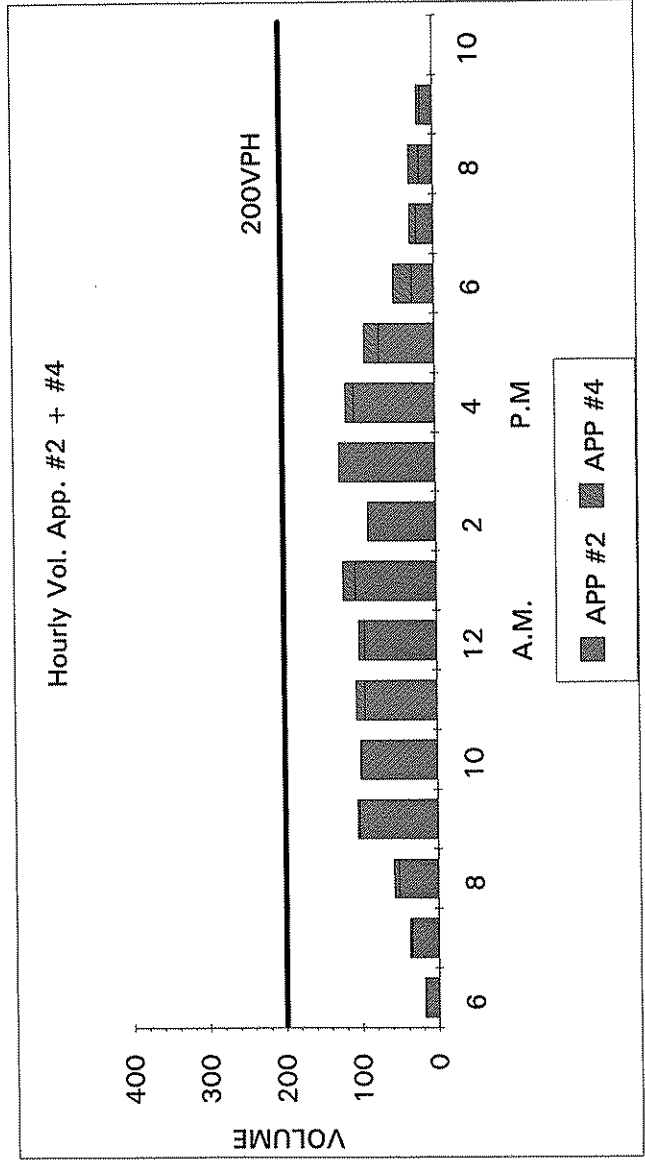
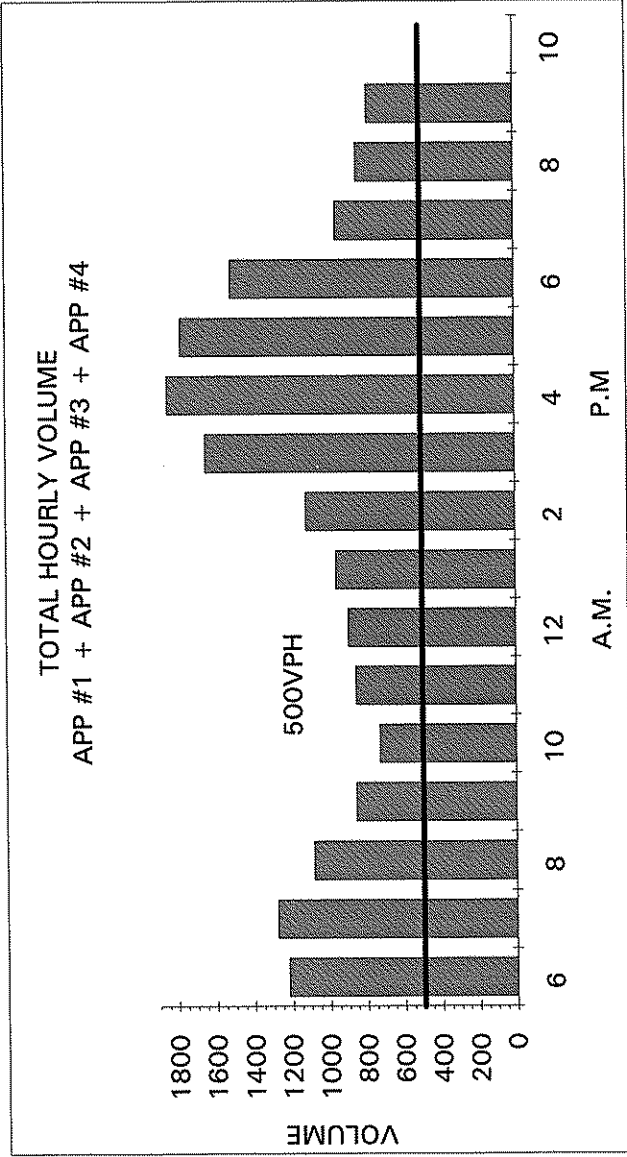
Counter : TDC EIGHT  
 Counted by JOSIE/MARGE

Vehicle group 1

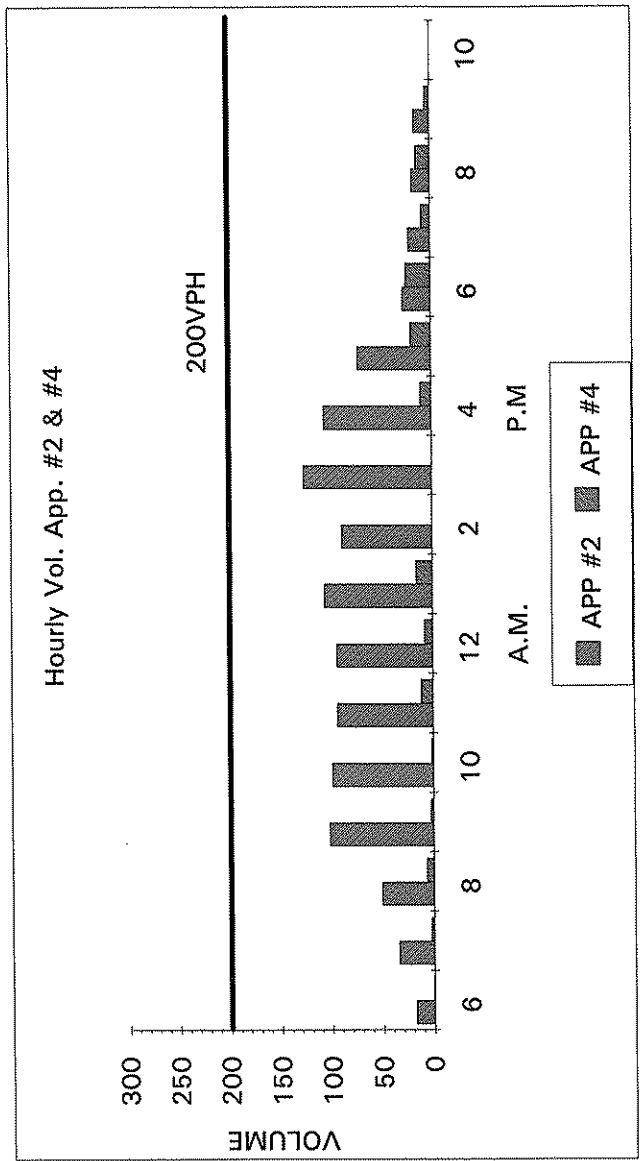
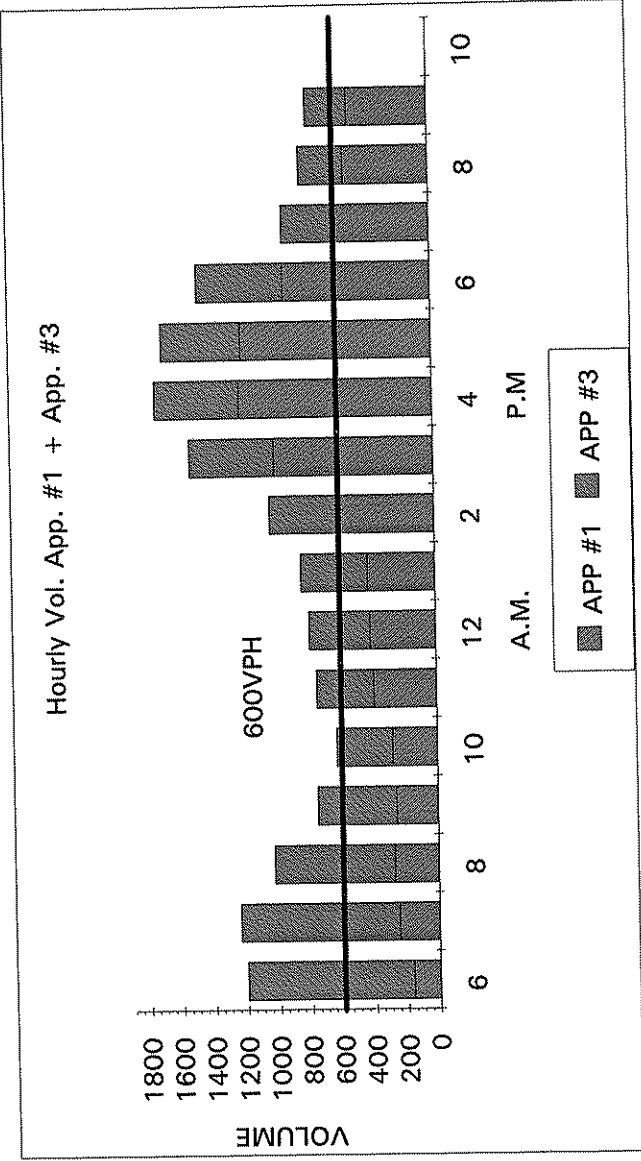
Date 11/15/95	CSAH 11 (FOLEY BLVD) Southbound			102ND LANE Westbound			CSAH 11 (FOLEY BLVD) Northbound			102ND LANE Eastbound			Vehicle Total				
	Other	Right	Thru	Left	Other	Right	Thru	Left	Other	Right	Thru	Left	Other	Total			
20:00	0	3	61	2	0	2	0	1	0	2	115	2	0	2	1	192	0
20:15	0	3	65	3	0	3	0	1	0	1	134	5	0	5	2	222	0
20:30	0	1	65	6	0	5	0	1	0	1	136	3	0	1	3	222	0
20:45	0	1	68	2	0	1	0	0	0	1	130	2	0	1	2	208	0
Hr Total	0	8	259	13	0	11	0	3	0	5	515	12	0	9	8	844	0
21:00	0	3	62	1	0	1	0	1	0	0	139	1	0	1	1	210	0
21:15	0	4	75	1	0	0	0	0	0	0	104	19	0	4	2	209	0
21:30	0	3	55	3	0	2	0	0	0	0	138	2	0	1	2	206	0
21:45	0	2	53	0	0	0	0	1	1	0	96	2	0	4	1	159	1
Hr Total	0	12	245	5	0	3	0	2	1	0	477	24	0	10	6	784	1

\*TOTAL\* 52 590 7475 132 3 101 6 29 134 56 8376 541 5 653 33 390 18382 194

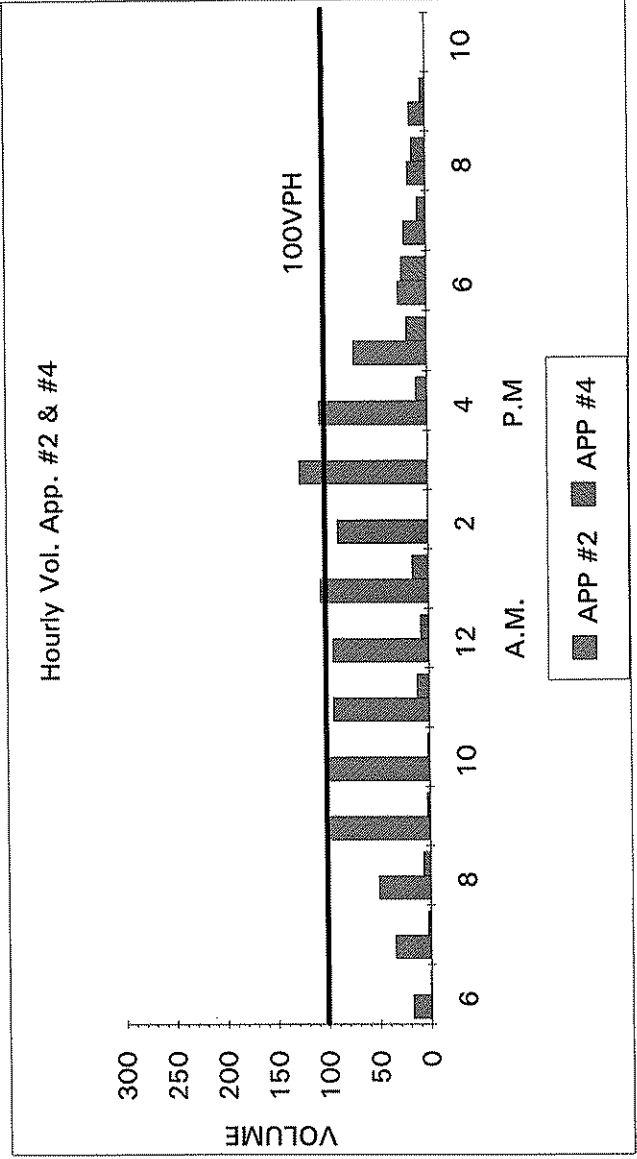
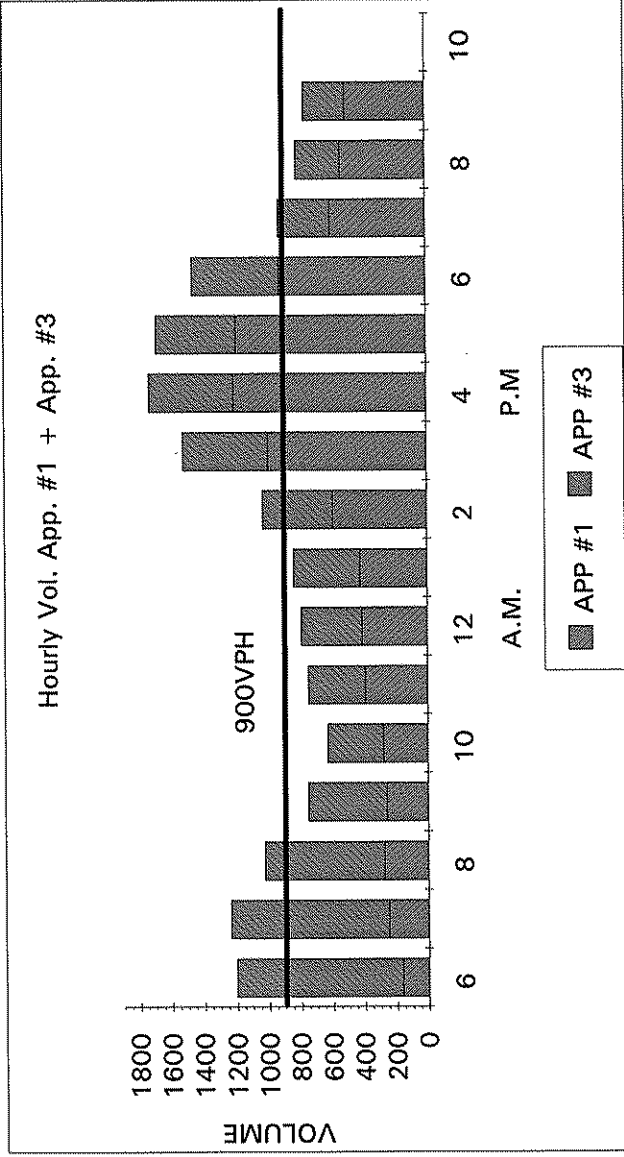
TMC9531 STOP WARRANT STUDY



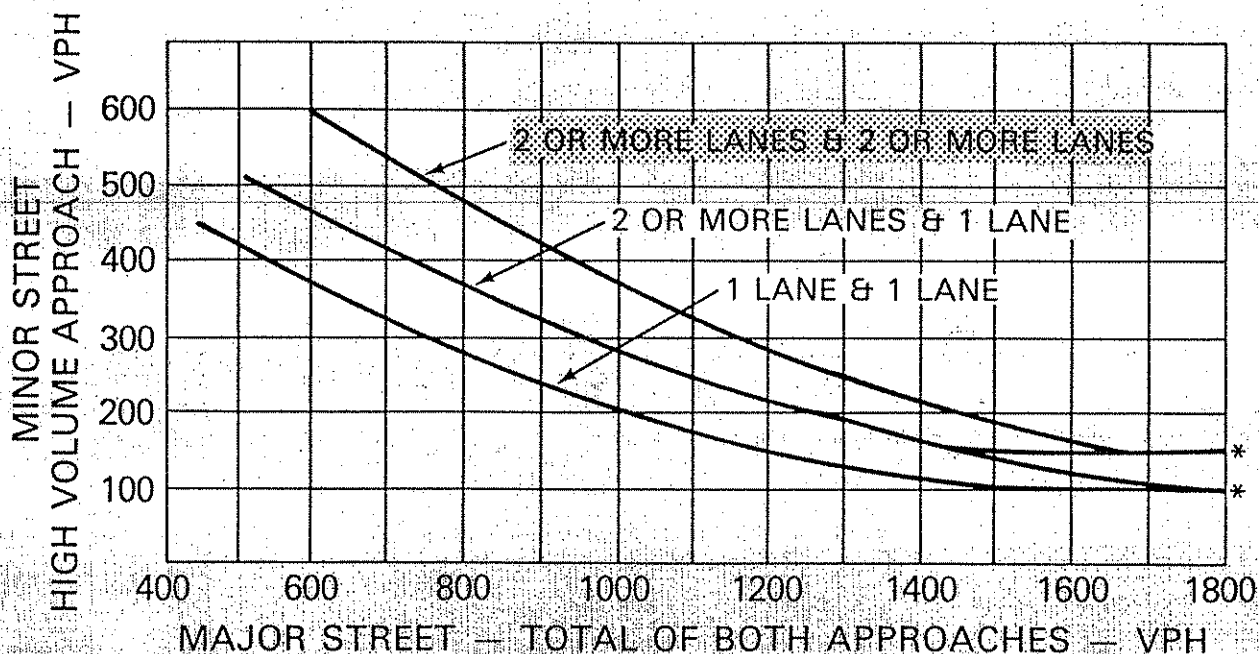
TMC9531 SIGNAL WARRANT 1 STUDY



TMC9531 SIGNAL WARRANT 2 STUDY



# FIGURE 4-5. PEAK HOUR VOLUME WARRANT



\*NOTE: 150 VPH APPLIES AS THE LOWER THRESHOLD VOLUME FOR A MINOR STREET APPROACH WITH TWO OR MORE LANES AND 100 VPH APPLIES AS THE LOWER THRESHOLD VOLUME FOR A MINOR STREET APPROACHING WITH ONE LANE.

● = VOLUMES WHICH EXCEED THE THRESHOLD AND ARE REPRESENTED ON THE GRAPH.

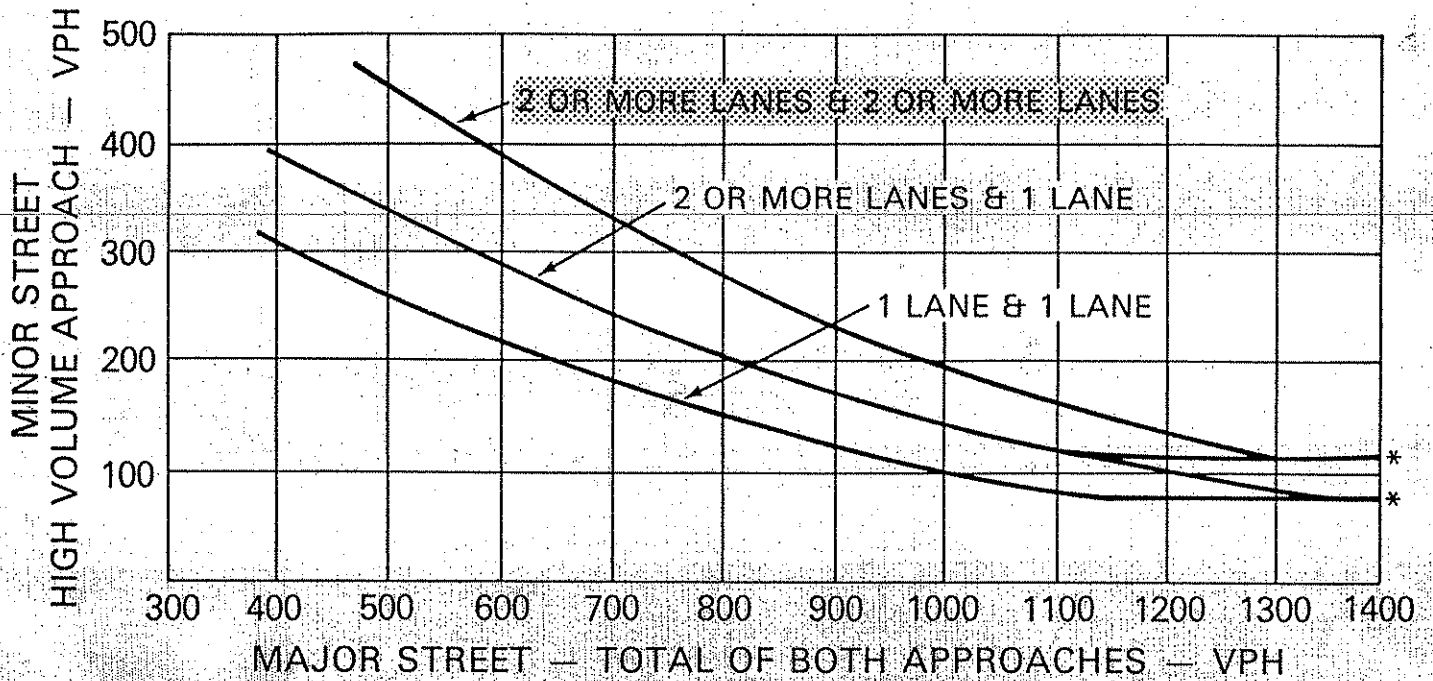
★ = VOLUMES WHICH EXCEED THE THRESHOLD BUT CANNOT BE REPRESENTED ON THE GRAPH.

TIME	MAJOR STREETS (VPH)	MINOR STREET (VPH)
6-7 am	1203	18
7-8 am	1240	35
8-9 am	1027	51
9-10 am	752	102
10-11 am	630	99
11-12 pm	751	94
12-1 pm	794	94
1-2 pm	840	106
2-3 pm	1031	89
3-4 pm	1523	126
4-5 pm	1733	106
5-6 pm	1686	72
6-7 pm	1460	28
7-8 pm	925	22
8-9 pm	812	18
9-10 pm	763	16

CSAH 11 (FOLEY BLVD) @ 102ND LANE



# FIGURE 4-7. FOUR HOUR VOLUME WARRANT



\*NOTE: 115 VPH APPLIES AS THE LOWER THRESHOLD VOLUME FOR A MINOR STREET APPROACH WITH TWO OR MORE LANES AND 80 VPH APPLIES AS THE LOWER THRESHOLD VOLUME FOR A MINOR STREET APPROACHING WITH ONE LANE.

● = VOLUMES WHICH EXCEED THE THRESHOLD AND ARE REPRESENTED ON THE GRAPH.

★ = VOLUMES WHICH EXCEED THE THRESHOLD BUT CANNOT BE REPRESENTED ON THE GRAPH.

TIME	MAJOR STREETS (VPH)	MINOR STREET (VPH)
6-7 am	1203	18
7-8 am	1240	35
8-9 am	1027	51
9-10 am	752	102
10-11 am	630	99
11-12 pm	751	94
12-1 pm	794	94
1-2 pm	840	106
2-3 pm	1031	89
★ 3-4 pm	1523	126
4-5 pm	1733	106
5-6 pm	1686	72
6-7 pm	1460	28
7-8 pm	925	22
8-9 pm	812	18
9-10 pm	763	16

**←**  
**NORTH**

APP. #1=SB CSAH 11  
(FOLEY BLVD)

APP. #2=WB 102ND LN

APP. #3=NB CSAH 11  
(FOLEY BLVD)

APP. #4=EB 102ND LN

**COUNT LOCATION:** CSAH 11 (FOLEY BLVD) @  
102ND LANE

**DATE:** 11/14 to 11/17/95

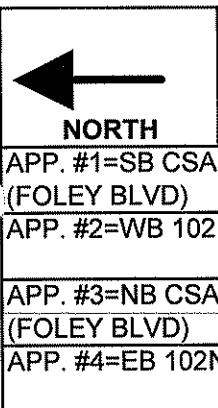
APP. #2

APP. #1      APP. #3

APP. #4

- HEAVY VEHICLE- ANY VEHICLE HAVING MORE THAN FOUR TIRES TOUCHING THE PAVEMENT
- A. TRUCKS- A HEAVY VEHICLE INVOLVED PRIMARILY IN THE TRANSPORT OF GOODS OR IN THE DELIVERY OF A SERVICE.
  - B. RV- A HEAVY VEHICLE OPERATED BY A PRIVATE MOTORIST AND INVOLVED IN THE TRANSPORT OF RECREATIONAL EQUIPMENT OR FACILITIES.
  - C. BUSES- A HEAVY VEHICLE INVOLVED IN THE TRANSPORTATION OF GROUPS OF PEOPLE.

TIME	PEDESTRIANS					HEAVY VEHICLES		
	APP. #1	APP. #2	APP. #3	APP. #4	15 MIN TOT	TRUCKS	RV	BUS
6:00-6:15AM						2		
6:15-6:30								1
6:30-6:45						1		
6:45-7:00	1			1	2	3		2
<b>HOURLY TOTAL</b>					<b>2</b>	<b>HOURLY TOTAL</b>		<b>9</b>
7:00-7:15						3		1
7:15-7:30						2		
7:30-7:45						2		1
7:45-8:00						2		5
<b>HOURLY TOTAL</b>						<b>HOURLY TOTAL</b>		<b>16</b>
8:00-8:15						5		5
8:15-8:30						10		5
8:30-8:45						2		5
8:45-9:00	1				1	7		1
<b>HOURLY TOTAL</b>					<b>1</b>	<b>HOURLY TOTAL</b>		<b>40</b>
9:00-9:15	1				1	1		2
9:15-9:30	2				2	2		
9:30-9:45	1				1	1		1
9:45-10:00				1	1	5		
<b>HOURLY TOTAL</b>					<b>5</b>	<b>HOURLY TOTAL</b>		<b>12</b>
10:00-10:15						2		
10:15-10:30		2			2	7		
10:30-10:45		1			1	4		
10:45-11:00		1			1	10		
<b>HOURLY TOTAL</b>					<b>4</b>	<b>HOURLY TOTAL</b>		<b>23</b>
11:00-11:15		1			1	5		5
11:15-11:30						3		1
11:30-11:45						7		5
11:45-12:00						6		1
<b>HOURLY TOTAL</b>					<b>1</b>	<b>HOURLY TOTAL</b>		<b>33</b>
12:00-12:15						5		4
12:15-12:30						5		
12:30-12:45		1			1	4		1
12:45-1:00						11		
<b>HOURLY TOTAL</b>					<b>1</b>	<b>HOURLY TOTAL</b>		<b>30</b>
1:00-1:15						4		
1:15-1:30						3		2
1:30-1:45						4		1
1:45-2:00						8		
<b>HOURLY TOTAL</b>						<b>HOURLY TOTAL</b>		<b>22</b>



**COUNT LOCATION:** CSAH 11 (FOLEY BLVD) @  
102ND LANE

**DATE:** 11/14 to 11/17/95

**APP. #2**

**APP. #1**      **APP. #3**

**APP. #4**

- HEAVY VEHICLE- ANY VEHICLE HAVING MORE THAN FOUR TIRES TOUCHING THE PAVEMENT
- A. TRUCKS- A HEAVY VEHICLE INVOLVED PRIMARILY IN THE TRANSPORT OF GOODS OR IN THE DELIVERY OF A SERVICE.
  - B. RV- A HEAVY VEHICLE OPERATED BY A PRIVATE MOTORIST AND INVOLVED IN THE TRANSPORT OF RECREATIONAL EQUIPMENT OR FACILITIES.
  - C. BUSES- A HEAVY VEHICLE INVOLVED IN THE TRANSPORTATION OF GROUPS OF PEOPLE.

TIME	PEDESTRIANS					HEAVY VEHICLES		
	APP. #1	APP. #2	APP. #3	APP. #4	15 MIN TOT	TRUCKS	RV	BUS
2:00-2:15PM						4		1
2:15-2:30						1		4
2:30-2:45						2		4
2:45-3:00						3		3
<b>HOURLY TOTAL</b>						<b>HOURLY TOTAL</b>		<b>22</b>
3:00-3:15						6		1
3:15-3:30						3		2
3:30-3:45		2			2	6		
3:45-4:00						1		3
<b>HOURLY TOTAL</b>					<b>2</b>	<b>HOURLY TOTAL</b>		<b>22</b>
4:00-4:15	3				3	2		1
4:15-4:30	2				2	1		2
4:30-4:45						3		1
4:45-5:00						5		
<b>HOURLY TOTAL</b>					<b>5</b>	<b>HOURLY TOTAL</b>		<b>15</b>
5:00-5:15						1		
5:15-5:30						3		1
5:30-5:45						1		1
5:45-6:00						3		2
<b>HOURLY TOTAL</b>						<b>HOURLY TOTAL</b>		<b>12</b>
6:00-6:15						3		
6:15-6:30								1
6:30-6:45						1		
6:45-7:00								
<b>HOURLY TOTAL</b>						<b>HOURLY TOTAL</b>		<b>5</b>
7:00-7:15						1		
7:15-7:30						1		
7:30-7:45								
7:45-8:00						1		
<b>HOURLY TOTAL</b>						<b>HOURLY TOTAL</b>		<b>3</b>
8:00-8:15								
8:15-8:30								
8:30-8:45								
8:45-9:00								
<b>HOURLY TOTAL</b>						<b>HOURLY TOTAL</b>		
9:00-9:15						1		
9:15-9:30								
9:30-9:45								
9:45-10:00								
<b>HOURLY TOTAL</b>						<b>HOURLY TOTAL</b>		<b>1</b>