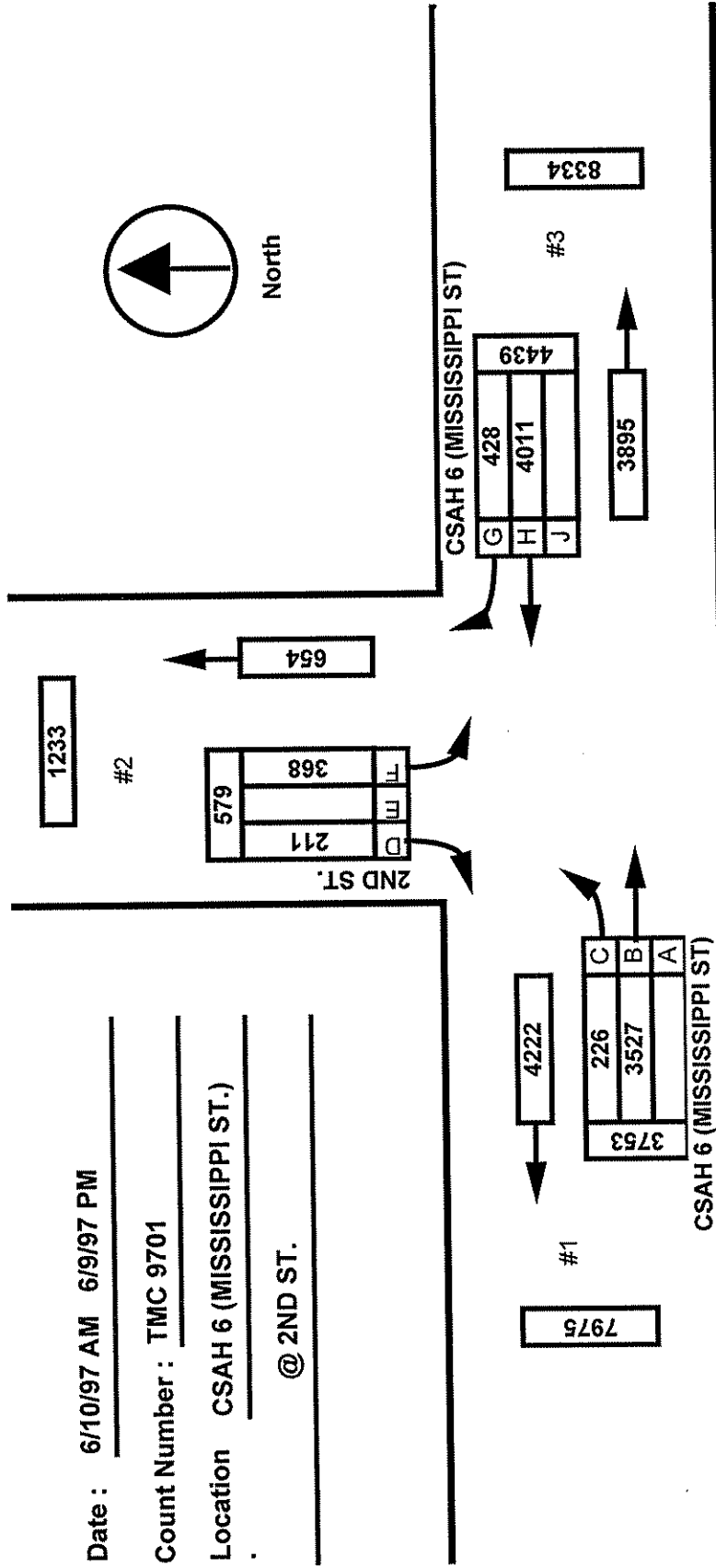


Date : 6/10/97 AM 6/9/97 PM

Count Number : TMC 9701

Location CSAH 6 (MISSISSIPPI ST.)

@ 2ND ST.



	LANES OF APPROACH			TOTAL
	RIGHT TURN LANE	LEFT TURN LANE	THRU LANES	
#1	0	0	2	2
#2	0	0	2	2
#3	0	0	1	1

Anoka County Highway Department
 Traffic Volume and Turning
 Movement Study

Weather :
 Counted by:
 Board # :
 Other :

PETRA Software
 Copyright (C) 1990, 1995
 Jamar Technologies, Inc.
 Horsham, PA.

Study Name: TMC9701
 Site Code : 97010202
 Start Date: 06/10/97
 Page : 1

Vehicle group 1

Start Time	2nd St. Southbound			CSAH 6 (MISSISSIPPI ST) Westbound			CSAH 6 (MISSISSIPPI ST) Eastbound			Intrvl. Total	Exclude Total	Include Total
	Left	Right	Other	Thru	Right	Other	Left	Thru	Other			
06/10/97												
06:00	0	2	0	30	7	2	7	16	0	64	2	62
06:15	7	1	0	56	13	0	7	20	1	105	1	104
06:30	2	6	0	82	3	0	9	41	1	144	1	143
06:45	7	5	0	98	3	0	3	49	0	165	0	165
Hour	16	14	0	266	26	2	26	126	2	478	4	474
07:00	3	4	0	76	8	1	5	42	1	140	2	138
07:15	2	2	0	92	5	1	3	60	0	165	1	164
07:30	4	4	0	120	1	3	2	40	0	174	3	171
07:45	9	3	0	140	5	1	2	59	2	221	3	218
Hour	18	13	0	428	19	6	12	201	3	700	9	691
08:00	6	3	2	97	6	3	4	46	3	170	8	162
08:15	5	1	1	75	2	1	4	36	0	125	2	123
08:30	8	3	1	42	4	3	1	39	6	107	10	97
08:45	5	2	0	62	2	3	3	52	2	131	5	126
Hour	24	9	4	276	14	10	12	173	11	533	25	508
09:00	2	3	1	39	5	1	1	47	2	101	4	97
09:15	8	8	3	38	3	3	5	31	1	100	7	93
09:30	5	2	1	37	3	1	1	35	1	86	3	83
09:45	8	0	0	35	2	0	3	47	1	96	1	95
Hour	23	13	5	149	13	5	10	160	5	383	15	368
10:00	6	0	2	32	5	5	4	35	5	94	12	82
10:15	7	2	3	41	6	0	0	54	2	115	5	110
10:30	8	2	0	41	3	4	4	48	3	113	7	106
10:45	9	1	0	29	4	0	1	37	1	82	1	81
Hour	30	5	5	143	18	9	9	174	11	404	25	379
11:00	4	4	0	46	6	1	6	37	3	107	4	103
11:15	8	7	0	42	2	2	0	53	1	115	3	112
11:30	6	2	1	44	8	0	3	56	1	121	2	119
11:45	10	13	1	41	9	1	4	54	6	139	8	131
Hour	28	26	2	173	25	4	13	200	11	482	17	465
12:00	7	2	0	64	5	2	3	64	0	147	2	145
12:15	4	3	0	57	10	2	3	46	1	126	3	123
12:30	10	5	0	51	8	2	2	38	3	119	5	114
12:45	5	1	1	53	12	3	5	42	2	124	6	118
Hour	26	11	1	225	35	9	13	190	6	516	16	500

Weather :
 Counted by:
 Board # :
 Other :

PETRA Software
 Copyright (C) 1990, 1995
 Jamar Technologies, Inc.
 Horsham, PA.

Study Name: TMC9701
 Site Code : 97010202
 Start Date: 06/10/97
 Page : 2

Vehicle group 1

Start Time	2nd St. Southbound			CSAH 6 (MISSISSIPPI ST) Westbound			CSAH 6 (MISSISSIPPI ST) Eastbound			Intrvl. Total	Exclude Total	Include Total
	Left	Right	Other	Thru	Right	Other	Left	Thru	Other			
13:00	4	4	1	50	7	3	5	44	0	118	4	114
13:15	4	2	0	75	6	4	1	66	5	163	9	154
13:30	4	3	0	51	4	4	5	57	2	130	6	124
13:45	7	0	1	71	7	4	2	66	5	163	10	153
Hour	19	9	2	247	24	15	13	233	12	574	29	545
14:00	4	1	0	56	13	7	2	46	1	130	8	122
14:15	5	3	0	58	10	3	5	64	1	149	4	145
14:30	5	1	1	71	5	2	2	71	2	160	5	155
14:45	1	5	0	57	10	4	4	61	8	150	12	138
Hour	15	10	1	242	38	16	13	242	12	589	29	560
15:00	9	5	1	67	5	1	6	102	0	196	2	194
15:15	8	1	1	58	4	2	2	67	1	144	4	140
15:30	6	4	3	77	7	3	5	110	0	215	6	209
15:45	4	2	0	118	11	0	8	89	2	234	2	232
Hour	27	12	5	320	27	6	21	368	3	789	14	775
16:00	6	2	0	80	9	1	9	91	3	201	4	197
16:15	4	4	0	85	10	5	4	83	1	196	6	190
16:30	14	7	3	95	10	5	6	73	2	215	10	205
16:45	12	4	2	109	12	1	8	103	0	251	3	248
Hour	36	17	5	369	41	12	27	350	6	863	23	840
17:00	16	17	2	88	11	1	6	89	0	230	3	227
17:15	7	7	0	66	5	0	6	97	1	189	1	188
17:30	14	11	1	95	8	1	7	77	3	217	5	212
17:45	8	8	2	78	7	0	6	105	0	214	2	212
Hour	45	43	5	327	31	2	25	368	4	850	11	839
18:00	9	6	0	62	4	1	2	60	0	144	1	143
18:15	5	2	0	77	7	0	5	75	0	171	0	171
18:30	9	1	0	54	10	0	2	67	0	143	0	143
18:45	2	2	0	51	11	0	3	67	0	136	0	136
Hour	25	11	0	244	32	1	12	269	0	594	1	593
19:00	5	4	0	43	10	1	1	52	0	116	1	115
19:15	2	0	0	39	4	1	3	53	0	102	1	101
19:30	9	0	0	50	3	0	1	40	0	103	0	103
19:45	0	3	0	59	10	0	2	39	0	113	0	113
Hour	16	7	0	191	27	2	7	184	0	434	2	432

Weather :
 Counted by:
 Board # :
 Other :

PETRA Software
 Copyright (C) 1990, 1995
 Jamar Technologies, Inc.
 Horsham, PA.

Study Name: TMC9701
 Site Code : 97010202
 Start Date: 06/10/97
 Page : 3

Vehicle group 1

Start Time	2nd St. Southbound			CSAH 6 (MISSISSIPPI ST) Westbound			CSAH 6 (MISSISSIPPI ST) Eastbound			Intrvl.	Exclude	Include
	Left	Right	Other	Thru	Right	Other	Left	Thru	Other	Total	Total	Total
20:00	4	2	0	46	4	2	0	51	1	110	3	107
20:15	4	2	1	65	5	0	1	52	1	131	2	129
20:30	2	4	0	57	9	0	4	47	0	123	0	123
20:45	2	1	0	51	11	0	2	43	0	110	0	110
Hour	12	9	1	219	29	2	7	193	2	474	5	469
21:00	0	0	0	55	10	0	2	28	0	95	0	95
21:15	3	0	0	57	11	0	1	25	0	97	0	97
21:30	2	1	0	34	3	0	2	22	0	64	0	64
21:45	3	1	0	46	5	0	1	21	0	77	0	77
Hour	8	2	0	192	29	0	6	96	0	333	0	333
Total	368	211	36	4011	428	101	226	3527	88	8996	225	8771
% Apr.	59.8	34.3	5.8	88.3	9.4	2.2	5.8	91.8	2.2	-	-	-
% Int.	4.0	2.3	0.4	44.5	4.7	1.1	2.5	39.2	0.9	-	-	-

PETRA Software

Copyright (C) 1990, 1995

Jamar Technologies, Inc.

Horsham, PA.

Study Name: TMC9701

Site Code : 97010202

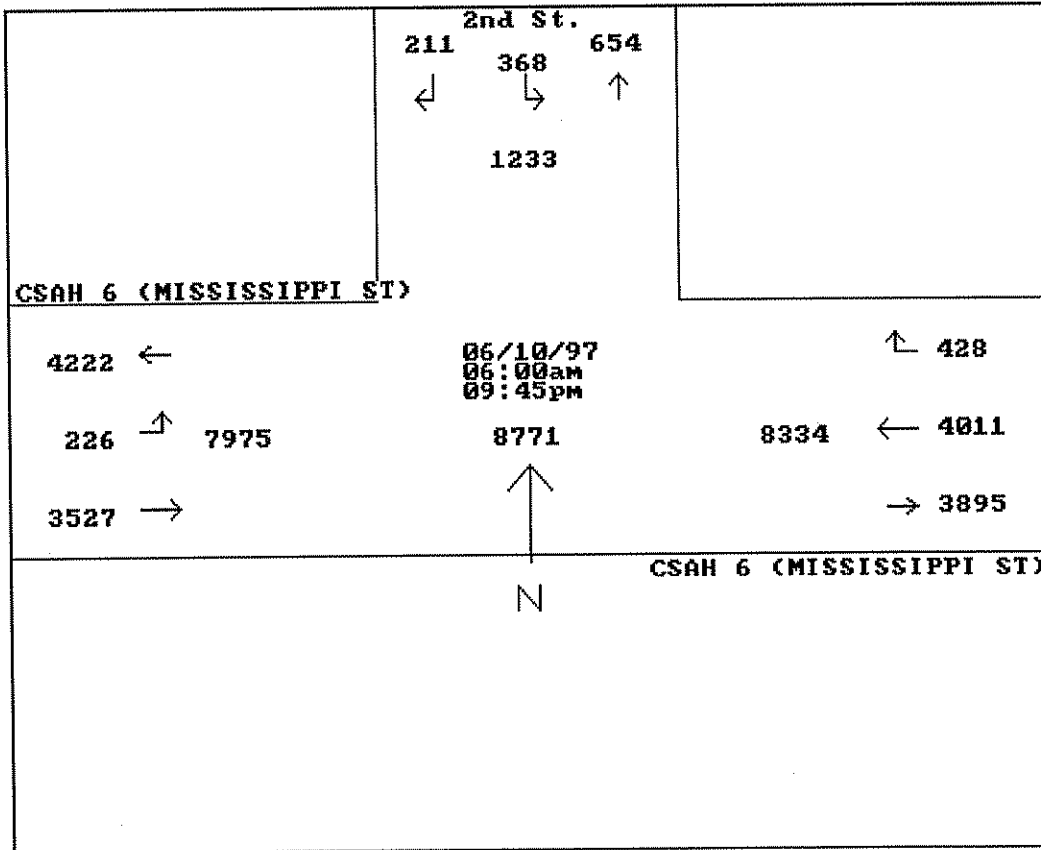
Start Date: 06/10/97

Weather :
Counted by:
Board # :
Other :

Southbound: 2nd St.

Westbound: CSAH 6 (MISSISSIPPI ST)

Eastbound: CSAH 6 (MISSISSIPPI ST)



for Street Approaches:

astbound:

CSAH 6 (MISSISSIPPI ST)

Data File: C:\APPS\PETRA2\DATAFILE\TMC9701.PDF
 Count Type: IMC. Channel: 0. Count Date: 6/10/97
 Number of Lanes: 2
 Approach Speed: 35
 Total Approach Traffic: 3753

Westbound:

CSAH 6 (MISSISSIPPI ST)

Data File: C:\APPS\PETRA2\DATAFILE\TMC9701.PDF
 Count Type: IMC. Channel: 0. Count Date: 6/10/97
 Number of Lanes: 2
 Approach Speed: 35
 Total Approach Traffic: 4439

Minor Street Approaches:

Northbound:

Data File: C:\APPS\PETRA2\DATAFILE\TMC9701.PDF
 Count Type: IMC. Channel: 0. Count Date: 6/10/97
 Number of Lanes: 1
 Approach Speed: 0
 Total Approach Traffic: 0

Southbound:

2nd St.

Data File: C:\APPS\PETRA2\DATAFILE\TMC9701.PDF
 Count Type: IMC. Channel: 0. Count Date: 6/10/97
 Number of Lanes: 1
 Approach Speed: 0
 Total Approach Traffic: 579

Analysis of 8-Hour Volume Warrants (Criteria refers to high volume side street for that hour):

Hour	Main	Side	Warrant 1	Warrant 2	Warrant 8
Begin	(Total)	Vol. Dir. Rank	Meets? Criteria	Meets? Criteria	Meets? Criteria
0	0	0 S 17	150	75	120
1	0	0 S 18	150	75	120
2	0	0 S 19	150	75	120
3	0	0 S 20	150	75	120
4	0	0 S 21	150	75	120
5	0	0 S 22	150	75	120
6	444	30 S 11	150	75	120
7	660	31 S 10	MAIN 150	75	120
8	475	33 S 9	150	75	120
9	332	36 S 6	150	75	120
10	344	35 S 8	150	75	120
11	411	54 S 2	150	75	120
12	463	37 S 5	150	75	120
13	517	28 S 12	150	75	120
14	535	25 S 13	150	75	120
15	736	39 S 4	MAIN 150	75	MAIN 120
16	787	53 S 3	MAIN 150	75	MAIN 120
17	751	88 S 1	MAIN 150	SIDE 75	MAIN 120
18	557	36 S 7	150	75	120
19	409	23 S 14	150	75	120
20	448	21 S 15	150	75	120
21	323	10 S 16	150	75	120
22	0	0 S 23	150	75	120
23	0	0 S 24	150	75	120

Warrant Summary:

Urban values apply.

Warrant 1 - Minimum Vehicular Volumes

NOT SATISFIED. Required values reached for 0 hours. Criteria--Main St.: 600; Side St.: See Volume Summary.

Warrant 2 - Interruption of Continuous Traffic

NOT SATISFIED. Required values reached for 0 hours. Criteria--Main St.: 900; Side St.: See Volume Summary.

Warrant 3 - Minimum Pedestrian Volumes

NOT SATISFIED. Ped volumes too low. Criteria--190 Peds in peak hour, 100 peds in 4th high hour.

Warrant 4 - School Crossing

NOT APPLICABLE. Gap data has not been defined.

Warrant 5 - Progressive Movement

NOT SATISFIED. Adjacent signals closer than 1000 feet and/or not part of coordinated system.

Warrant 6 - Accident Experience

NOT SATISFIED. 0 correctable accidents is fewer than required 5.

Correctable Accidents: 0; Right Angle Accidents: 0; Left Turn Accidents: 0; Other Accidents: 0.

Warrant 7 - Systems Warrant

NOT SATISFIED. Peak hour total entering volume 840 does not meet criteria of 1000

- Approaches which are part of the principal through traffic roadway network.
- Approaches which include rural or suburban highways outside, entering or traversing a city.
- Approaches which appear as a major route in an official transportation plan.

Warrant 8 - Combination of Warrants

NOT SATISFIED. Required values reached for 0 hours. Criteria--Main: 720; Side: See Volume Summary.

Warrant 9 - Four Hour Volumes

NOT SATISFIED. Required values reached for 0 hours.

Warrant 10 - Peak Hour Delay

NOT SATISFIED. Peak hour (1600 hours) volume not adequate.

Criteria--Main St.: 800 (4 approaches), 650 (3 approaches); Side St.: 100.

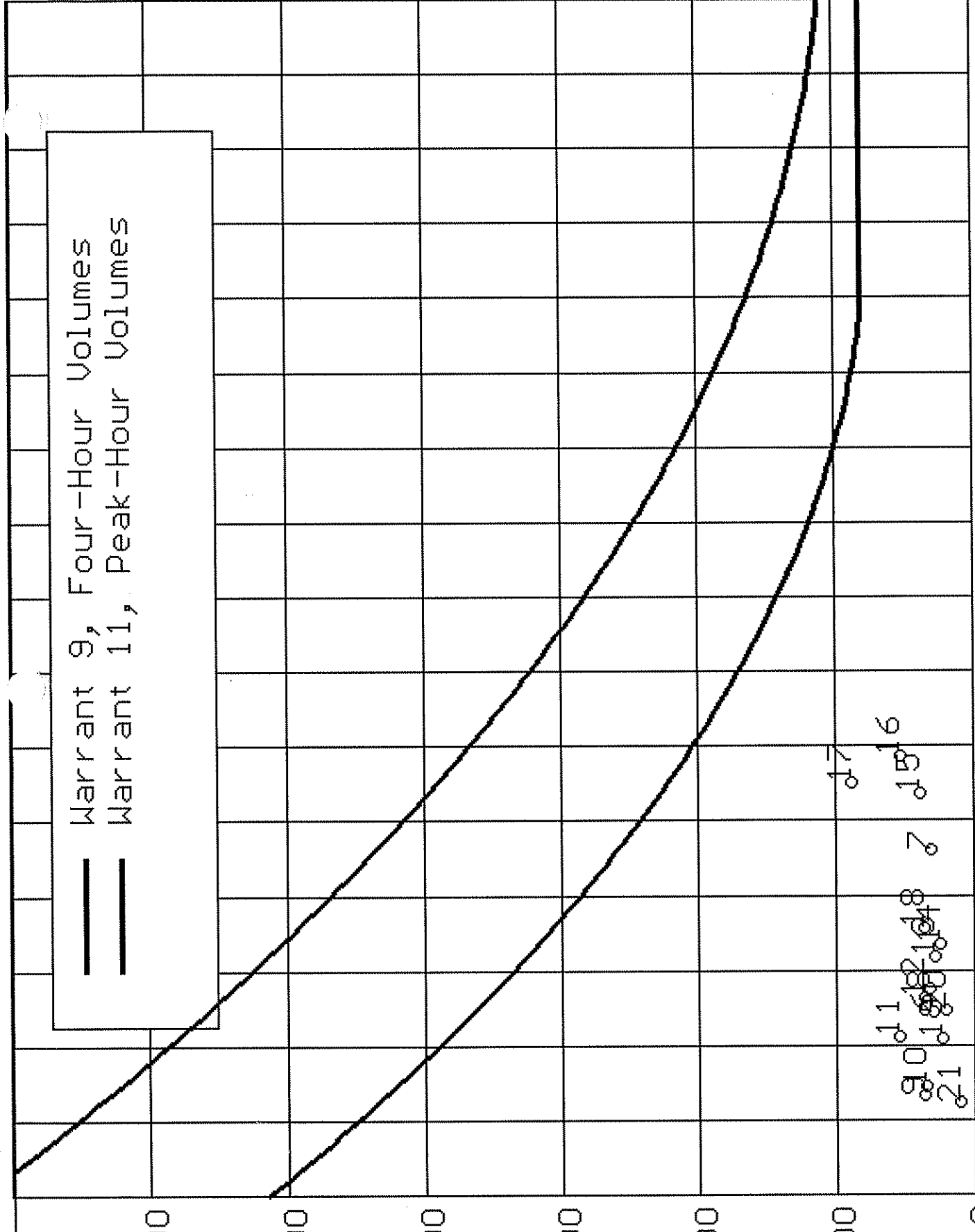
Warrant 11 - Peak Hour Volume

NOT SATISFIED.

Minor St. High Vol. Approach (UPH)

Warrant 9, Four-Hour Volumes
Warrant 11, Peak-Hour Volumes

Major St. Total of Both Approaches (UPH)





COUNT LOCATION:

TMC 9701 CSAH 6
 (MISSISSIPPI ST) @ 2ND ST

DATE:


6/10/97

APP. #1=SB 2ND ST
APP. #2 =WB CSAH 6 (MISSISSIPPI ST)
APP. #3=NO ROAD
APP. #4=EB CSAH 6 (MISSISSIPPI ST)

APP. #2	APP. #3
APP. #1	APP. #4

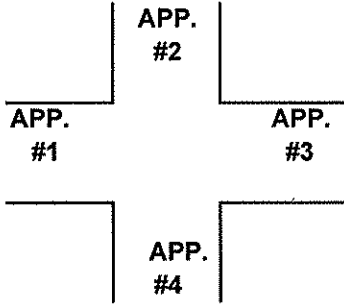
- HEAVY VEHICLE- ANY VEHICLE HAVING MORE THAN FOUR TIRES TOUCHING THE PAVEMENT
- A. TRUCKS- A HEAVY VEHICLE INVOLVED PRIMARILY IN THE TRANSPORT OF GOODS OR IN THE DELIVERY OF A SERVICE.
 - B. RV- A HEAVY VEHICLE OPERATED BY A PRIVATE MOTORIST AND INVOLVED IN THE TRANSPORT OF RECREATIONAL EQUIPMENT OR FACILITIES.
 - C. BUSES- A HEAVY VEHICLE INVOLVED IN THE TRANSPORTATION OF GROUPS OF PEOPLE.

TIME	PEDESTRIANS					HEAVY VEHICLES		
	APP. #1	APP. #2	APP. #3	APP. #4	15 MIN TOT	TRUCKS	RV	BUS
6:00-6:15AM						2		
6:15-6:30	1				1	1		
6:30-6:45		1		1	2	1		
6:45-7:00	1				1			
HOURLY TOTAL					4	HOURLY TOTAL		4
7:00-7:15						2		
7:15-7:30						1		
7:30-7:45	1				1	3		
7:45-8:00						3		
HOURLY TOTAL					1	HOURLY TOTAL		9
8:00-8:15	1				1	8		
8:15-8:30	1				1	2		
8:30-8:45	1				1	9		1
8:45-9:00	2				2	6		
HOURLY TOTAL					5	HOURLY TOTAL		26
9:00-9:15	3				3	3		
9:15-9:30	2				2	5		1
9:30-9:45						3		
9:45-10:00						1		
HOURLY TOTAL					5	HOURLY TOTAL		13
10:00-10:15	1				1	7		1
10:15-10:30	1				1	4		1
10:30-10:45	3				3	6		
10:45-11:00	5				5	1		
HOURLY TOTAL					10	HOURLY TOTAL		20
11:00-11:15	2				2	4		
11:15-11:30	1				1	2		1
11:30-11:45	2					2		
11:45-12:00	2				2	8		
HOURLY TOTAL					5	HOURLY TOTAL		17
12:00-12:15	3	1			4	2		
12:15-12:30						3		1
12:30-12:45	2				2	7		
12:45-1:00	3				3	4		
HOURLY TOTAL					9	HOURLY TOTAL		17
1:00-1:15	4				4	4		
1:15-1:30	3	2			5	8		1
1:30-1:45	7				7	5		1
1:45-2:00	1				1	9		1
HOURLY TOTAL					17	HOURLY TOTAL		29

 NORTH
APP. #1=SB 2ND ST
APP. #2 =WB CSAH 6 (MISSISSIPPI ST)
APP. #3= NO ROAD
APP. #4=EB CSAH 6 (MISSISSIPPI ST)

COUNT LOCATION: TMC 9701 CSAH 6
 (MISSISSIPPI ST) @ 2ND ST

DATE: 6/10/97



- HEAVY VEHICLE- ANY VEHICLE HAVING MORE THAN FOUR TIRES TOUCHING THE PAVEMENT
- A. TRUCKS- A HEAVY VEHICLE INVOLVED PRIMARILY IN THE TRANSPORT OF GOODS OR IN THE DELIVERY OF A SERVICE.
 - B. RV- A HEAVY VEHICLE OPERATED BY A PRIVATE MOTORIST AND INVOLVED IN THE TRANSPORT OF RECREATIONAL EQUIPMENT OR FACILITIES.
 - C. BUSES- A HEAVY VEHICLE INVOLVED IN THE TRANSPORTATION OF GROUPS OF PEOPLE.

TIME	PEDESTRIANS					HEAVY VEHICLES		
	APP. #1	APP. #2	APP. #3	APP. #4	15 MIN TOT	TRUCKS	RV	BUS
2:00-2:15PM	5			1	6	5		3
2:15-2:30	1				1	4		
2:30-2:45	2			1	3	6		1
2:45-3:00	1				1	10		
HOURLY TOTAL					11	HOURLY TOTAL		29
3:00-3:15	10	3			13	2		
3:15-3:30	3			1	4	4		
3:30-3:45	12	3			15	6		
3:45-4:00	3	3		2	8	2		
HOURLY TOTAL					40	HOURLY TOTAL		14
4:00-4:15	6				6	4		
4:15-4:30						6		
4:30-4:45						10		
4:45-5:00	2				2	1		
HOURLY TOTAL					8	HOURLY TOTAL		21
5:00-5:15	7			1	8	4		
5:15-5:30	3				3	1		
5:30-5:45	6				6	5		
5:45-6:00	10				10	2		
HOURLY TOTAL					27	HOURLY TOTAL		12
6:00-6:15	5				5	1		
6:15-6:30	2			2	4			
6:30-6:45	2				2			
6:45-7:00								
HOURLY TOTAL					11	HOURLY TOTAL		1
7:00-7:15	4				4	1		
7:15-7:30	3			1	4	1		
7:30-7:45	1			1	5			
7:45-8:00	1			1	2			
HOURLY TOTAL					15	HOURLY TOTAL		2
8:00-8:15	2				2	3		
8:15-8:30	2				2	2		
8:30-8:45	2	1		1	4			
8:45-9:00	3				3			
HOURLY TOTAL					11	HOURLY TOTAL		5
9:00-9:15	5				5			
9:15-9:30	3				3			
9:30-9:45								
9:45-10:00								
HOURLY TOTAL					8	HOURLY TOTAL		