


Date : 8/12/97AM 8/11/97PM

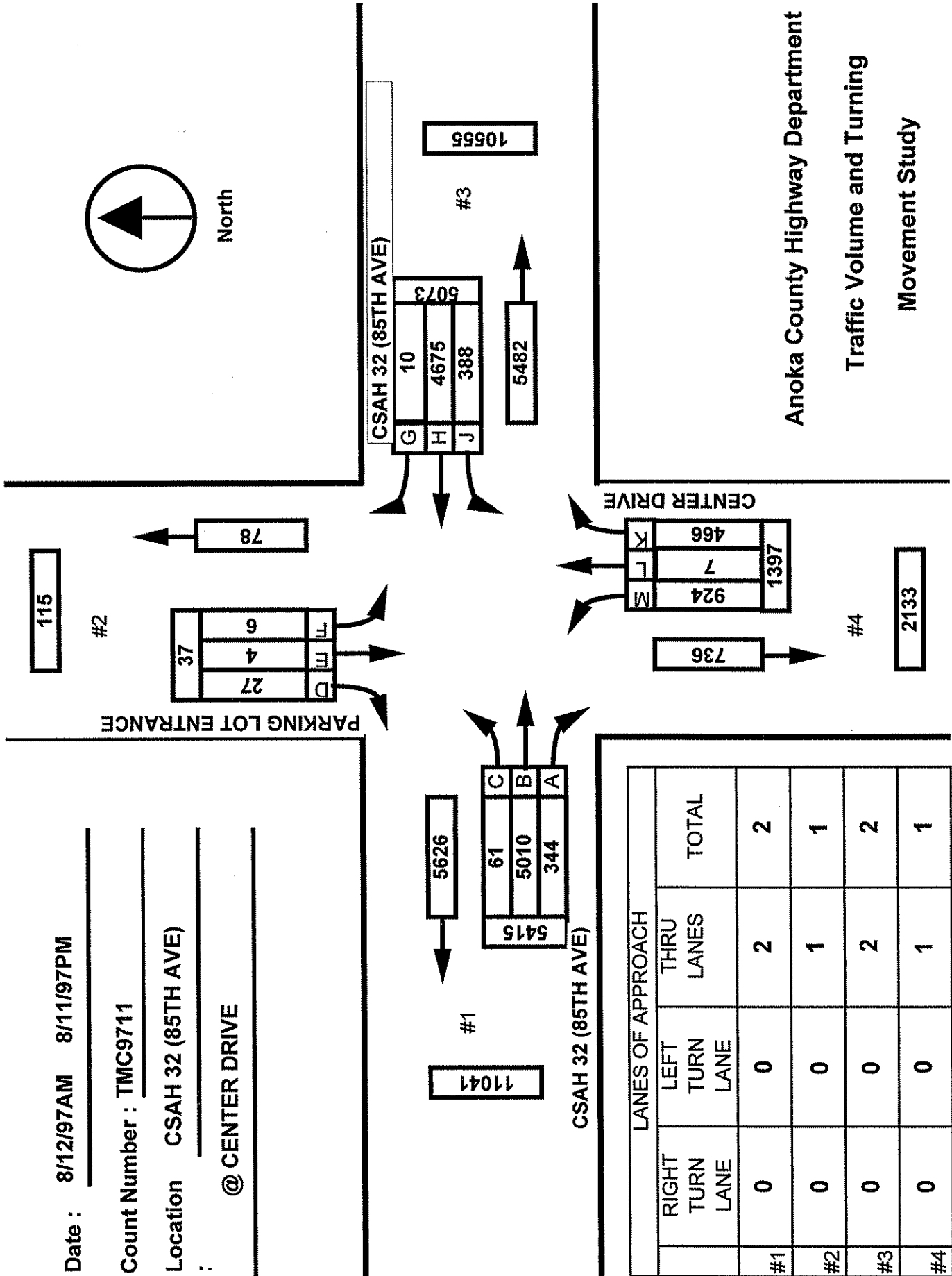
Count Number : TMC9711

Location CSAH 32 (85TH AVE)

@ CENTER DRIVE



North



	LANES OF APPROACH			TOTAL
	RIGHT TURN LANE	LEFT TURN LANE	THRU LANES	
#1	0	0	2	2
#2	0	0	1	1
#3	0	0	2	2
#4	0	0	1	1

Anoka County Highway Department
 Traffic Volume and Turning
 Movement Study

Weather :PARTLY CLOUDY 75
 Counted by:SARAH AND JANELLE
 Board # :
 Other :

PETRA Software
 Copyright (C) 1990, 1995
 Jamar Technologies, Inc.
 Horsham, PA.

Study Name: TMC9711
 Site Code : 97000202
 Start Date: 08/12/97
 Page : 1

Vehicle group 1

Start Time	PARKING LOT ENTRANCE				CSAH 32 (85TH AVE)				CENTER DRIVE				CSAH 32 (85TH AVE)				Intvl	Exclu	Inclu
	Southbound				Westbound				Northbound				Eastbound						
	Left	Thru	Right	Other	Left	Thru	Right	Other	Left	Thru	Right	Other	Left	Thru	Right	Other	Total	Total	Total
08/12/97																			
06:00	0	0	0	0	0	75	0	4	3	0	0	0	0	34	3	3	122	7	115
06:15	0	0	0	0	5	60	0	5	1	0	0	0	0	34	5	1	111	6	105
06:30	0	0	0	0	8	108	0	6	1	0	0	0	0	55	7	4	189	10	179
06:45	0	0	0	0	3	88	0	6	2	0	4	2	1	43	10	6	165	14	151
Hour	0	0	0	0	16	331	0	21	7	0	4	2	1	166	25	14	587	37	550
07:00	0	0	0	0	5	88	0	9	6	0	7	2	0	73	5	6	201	17	184
07:15	0	0	0	0	9	76	0	6	4	0	3	0	0	56	13	4	171	10	161
07:30	1	0	0	0	7	108	0	6	9	0	3	1	0	74	12	3	224	10	214
07:45	0	0	0	0	6	89	0	7	8	0	3	1	0	83	6	9	212	17	195
Hour	1	0	0	0	27	361	0	28	27	0	16	4	0	286	36	22	808	54	754
08:00	0	0	0	0	3	86	1	6	18	0	6	1	0	42	7	5	175	12	163
08:15	0	0	0	0	21	65	2	5	11	0	2	3	1	42	10	7	169	15	154
08:30	0	0	1	1	5	76	0	3	12	0	5	1	1	60	5	8	178	13	165
08:45	0	0	0	0	5	65	0	6	13	0	9	2	4	53	8	10	175	18	157
Hour	0	0	1	1	34	292	3	20	54	0	22	7	6	197	30	30	697	58	639
09:00	0	0	0	0	8	62	0	2	17	0	7	3	1	39	2	6	147	11	136
09:15	0	0	0	0	10	72	0	10	7	0	4	1	0	42	6	7	159	18	141
09:30	1	0	1	0	5	71	0	7	15	0	8	1	1	43	5	4	162	12	150
09:45	0	0	1	1	5	76	0	5	19	0	8	4	1	46	6	9	181	19	162
Hour	1	0	2	1	28	281	0	24	58	0	27	9	3	170	19	26	649	60	589
10:00	0	0	0	0	2	57	0	4	20	0	7	2	0	53	9	7	161	13	148
10:15	0	0	0	0	6	67	0	9	19	0	5	3	2	47	5	5	168	17	151
10:30	0	0	0	0	4	65	0	6	15	0	3	1	0	61	8	10	173	17	156
10:45	1	0	0	1	4	60	0	6	20	0	4	2	2	44	8	4	156	13	143
Hour	1	0	0	1	16	249	0	25	74	0	19	8	4	205	30	26	658	60	598
11:00	0	0	0	0	7	58	0	9	21	0	6	2	3	57	2	4	169	15	154
11:15	0	0	0	0	4	67	0	7	8	0	4	0	0	49	1	4	144	11	133
11:30	0	0	1	0	7	85	1	8	33	1	9	2	0	73	4	8	232	18	214
11:45	0	1	0	0	12	87	0	7	24	1	8	0	0	72	6	9	227	16	211
Hour	0	1	1	0	30	297	1	31	86	2	27	4	3	251	13	25	772	60	712
12:00	0	0	0	0	10	73	1	9	17	0	6	1	0	82	9	6	214	16	198
12:15	0	0	0	0	1	65	0	2	24	1	11	0	1	77	9	3	194	5	189
12:30	0	0	0	0	4	82	0	6	21	1	8	2	2	66	4	6	202	14	188
12:45	0	0	0	0	1	73	0	5	14	0	8	0	1	77	5	5	189	10	179
Hour	0	0	0	0	16	293	1	22	76	2	33	3	4	302	27	20	799	45	754

Weather :PARTLY CLOUDY 75
 Counted by:SARAH AND JANELLE
 Board # :
 Other :

PETRA Software
 Copyright (C) 1990, 1995
 Jamar Technologies, Inc.
 Horsham, PA.

Study Name: TMC9711
 Site Code : 97000202
 Start Date: 08/12/97
 Page : 2

Vehicle group 1

Start Time	PARKING LOT ENTRANCE				CSAH 32 (85TH AVE)				CENTER DRIVE				CSAH 32 (85TH AVE)				Intvl	Exclu	Inclu
	Southbound				Westbound				Northbound				Eastbound						
	Left	Thru	Right	Other	Left	Thru	Right	Other	Left	Thru	Right	Other	Left	Thru	Right	Other	Total	Total	Total
13:00	1	0	2	1	3	86	0	9	16	0	9	1	2	70	9	6	215	17	198
13:15	0	0	0	0	16	70	0	3	17	0	8	4	0	85	2	2	207	9	198
13:30	0	0	0	0	5	88	0	8	21	0	10	2	2	64	6	6	212	16	196
13:45	1	0	1	0	7	63	1	5	21	0	8	4	1	88	4	11	215	20	195
Hour	2	0	3	1	31	307	1	25	75	0	35	11	5	307	21	25	849	62	787
14:00	0	0	0	0	12	70	0	4	14	0	12	1	0	90	6	9	218	14	204
14:15	0	0	0	0	12	76	0	4	23	0	10	1	0	82	10	10	228	15	213
14:30	0	0	0	2	18	79	0	4	20	0	8	4	1	111	6	5	258	15	243
14:45	1	0	1	0	11	73	0	6	23	0	18	5	0	97	5	9	249	20	229
Hour	1	0	1	2	53	298	0	18	80	0	48	11	1	380	27	33	953	64	889
15:00	0	0	0	0	7	89	0	7	21	0	21	2	0	115	9	12	283	21	262
15:15	0	0	0	0	6	98	0	5	24	0	21	1	0	100	8	4	267	10	257
15:30	0	0	0	0	7	81	0	4	18	0	11	1	1	117	6	4	250	9	241
15:45	0	0	0	0	13	66	0	9	23	0	20	4	0	146	3	10	294	23	271
Hour	0	0	0	0	33	334	0	25	86	0	73	8	1	478	26	30	1094	63	1031
16:00	0	0	1	0	12	91	0	5	25	1	5	2	4	151	12	11	320	18	302
16:15	0	1	1	0	10	81	0	2	35	0	11	0	1	152	5	12	311	14	297
16:30	0	0	1	0	13	84	1	4	21	2	20	2	2	174	4	8	336	14	322
16:45	0	0	4	0	10	88	0	1	27	0	15	0	3	163	5	15	331	16	315
Hour	0	1	7	0	45	344	1	12	108	3	51	4	10	640	26	46	1298	62	1236
17:00	0	1	1	0	5	92	1	3	21	0	21	0	8	169	2	7	331	10	321
17:15	0	1	1	0	6	96	0	8	15	0	21	0	1	145	5	10	309	18	291
17:30	0	0	0	0	8	78	1	3	16	0	13	1	3	114	3	6	246	10	236
17:45	0	0	1	0	6	107	0	8	23	0	13	2	2	97	7	5	271	15	256
Hour	0	2	3	0	25	373	2	22	75	0	68	3	14	525	17	28	1157	53	1104
18:00	0	0	1	0	1	80	0	3	10	0	2	2	3	108	0	5	215	10	205
18:15	0	0	2	0	6	72	0	3	9	0	3	0	0	93	4	3	195	6	189
18:30	0	0	0	0	0	76	0	3	11	0	7	1	0	77	3	2	180	6	174
18:45	0	0	0	0	1	80	1	4	12	0	5	0	1	84	5	0	193	4	189
Hour	0	0	3	0	8	308	1	13	42	0	17	3	4	362	12	10	783	26	757
19:00	0	0	3	0	3	63	0	1	9	0	3	2	0	72	3	1	160	4	156
19:15	0	0	0	0	1	65	0	1	14	0	5	0	0	83	1	2	172	3	169
19:30	0	0	1	0	1	66	0	0	5	0	1	0	2	57	3	2	138	2	136
19:45	0	0	1	0	4	59	0	2	6	0	1	1	3	69	1	0	147	3	144
Hour	0	0	5	0	9	253	0	4	34	0	10	3	5	281	8	5	617	12	605

Weather :PARTLY CLOUDY 75
 Counted by:SARAH AND JANELLE
 Board # :
 Other :

PETRA Software
 Copyright (C) 1990, 1995
 Jamar Technologies, Inc.
 Horsham, PA.

Study Name: TMC9711
 Site Code : 97000202
 Start Date: 08/12/97
 Page : 3

Vehicle group 1

Start Time	PARKING LOT ENTRANCE				CSAH 32 (85TH AVE)				CENTER DRIVE				CSAH 32 (85TH AVE)				Intvl	Exclu	Inclu
	Southbound		Westbound		Northbound		Eastbound												
	Left	Thru	Right	Other	Left	Thru	Right	Other	Left	Thru	Right	Other	Left	Thru	Right	Other	Total	Total	Total
20:00	0	0	0	0	1	56	0	2	8	0	3	0	0	70	5	0	145	2	143
20:15	0	0	0	0	3	71	0	0	9	0	3	0	0	67	0	0	153	0	153
20:30	0	0	0	0	2	50	0	0	6	0	0	0	0	57	5	0	120	0	120
20:45	0	0	0	0	0	52	0	0	4	0	0	0	0	81	5	1	143	1	142
Hour	0	0	0	0	6	229	0	2	27	0	6	0	0	275	15	1	561	3	558
21:00	0	0	0	0	4	36	0	1	4	0	2	0	0	59	5	2	113	3	110
21:15	0	0	1	0	1	41	0	1	5	0	3	0	0	46	1	0	99	1	98
21:30	0	0	0	0	0	28	0	3	3	0	2	0	0	53	1	2	92	5	87
21:45	0	0	0	0	6	20	0	0	3	0	3	0	0	27	5	0	64	0	64
Hour	0	0	1	0	11	125	0	5	15	0	10	0	0	185	12	4	368	9	359
Total	6	4	27	6	388	4675	10	297	924	7	466	80	61	5010	344	345	12650	728	11922
% Apr.	13.9	9.3	62.7	13.9	7.2	87.0	0.1	5.5	62.5	0.4	31.5	5.4	1.0	86.9	5.9	5.9	-	-	-
% Int.	-	-	0.2	-	3.0	36.9	-	2.3	7.3	-	3.6	0.6	0.4	39.6	2.7	2.7	-	-	-

Major Street Approaches:

Eastbound:

CSAH 32 (85TH AVE)

Data File: C:\APPS\PETRA2\DATAFILE\TMC9711.PDF
 Count Type: IMC. Channel: 0. Count Date: 8/12/97
 Number of Lanes: 2
 Approach Speed: 30
 Total Approach Traffic: 5415

Westbound:

CSAH 32 (85TH AVE)

Data File: C:\APPS\PETRA2\DATAFILE\TMC9711.PDF
 Count Type: IMC. Channel: 0. Count Date: 8/12/97
 Number of Lanes: 2
 Approach Speed: 30
 Total Approach Traffic: 5073

Minor Street Approaches:

Northbound:

CENTER DRIVE

Data File: C:\APPS\PETRA2\DATAFILE\TMC9711.PDF
 Count Type: IMC. Channel: 0. Count Date: 8/12/97
 Number of Lanes: 1
 Approach Speed: 0
 Total Approach Traffic: 1397

Southbound:

PARKING LOT ENTRANCE

Data File: C:\APPS\PETRA2\DATAFILE\TMC9711.PDF
 Count Type: IMC. Channel: 0. Count Date: 8/12/97
 Number of Lanes: 1
 Approach Speed: 0
 Total Approach Traffic: 37

Analysis of 8-Hour Volume Warrants (Criteria refers to high volume side street for that hour):

Hour	Main		Side			Warrant 1		Warrant 2		Warrant 3	
	Begin	(Total)	Vol.	Dir.	Rank	Meets?	Criteria	Meets?	Criteria	Meets?	Criteria
0		0	0	S	17		150		75		120
1		0	0	S	18		150		75		120
2		0	0	S	19		150		75		120
3		0	0	S	20		150		75		120
4		0	0	S	21		150		75		120
5		0	0	S	22		150		75		120
6		539	11	N	16		150		75		120
7		710	43	N	13	MAIN	150		75		120
8		562	76	N	10		150	SIDE	75		120
9		501	85	N	9		150	SIDE	75		120
10		504	93	N	8		150	SIDE	75		120
11		595	115	N	5		150	SIDE	75		120
12		643	111	N	6	MAIN	150	SIDE	75		120
13		672	110	N	7	MAIN	150	SIDE	75		120
14		759	128	N	4	MAIN	150	SIDE	75	--BOTH--	120
15		872	159	N	2	--BOTH--	150	SIDE	75	--BOTH--	120
16		1066	162	N	1	--BOTH--	150	--BOTH--	75	--BOTH--	120
17		956	143	N	3	MAIN	150	--BOTH--	75	--BOTH--	120
18		695	59	N	11	MAIN	150		75		120
19		556	44	N	12		150		75		120
20		525	33	N	14		150		75		120
21		333	25	N	15		150		75		120
22		0	0	S	23		150		75		120
23		0	0	S	24		150		75		120

Warrant Summary:

Urban values apply.

Warrant 1 - Minimum Vehicular Volumes

NOT SATISFIED. Required values reached for 2 hours. Criteria--Main St.: 600; Side St.: See Volume Summary.

Warrant 2 - Interruption of Continuous Traffic

NOT SATISFIED. Required values reached for 2 hours. Criteria--Main St.: 900; Side St.: See Volume Summary.

Warrant 3 - Minimum Pedestrian Volumes

NOT SATISFIED. Ped volumes too low. Criteria--190 Peds in peak hour, 100 peds in 4th high hour.

Warrant 4 - School Crossing

NOT APPLICABLE. Gap data has not been defined.

Warrant 5 - Progressive Movement

NOT SATISFIED. Adjacent signals closer than 1000 feet and/or not part of coordinated system.

Warrant 6 - Accident Experience

NOT SATISFIED. 0 correctable accidents is fewer than required 5.

Correctable Accidents: 0; Right Angle Accidents: 0; Left Turn Accidents: 0; Other Accidents: 0.

Warrant 7 - Systems Warrant

NOT SATISFIED. At least one street has no major approaches. Peak hour total entering volume: 1236.

- Approaches which are part of the principal through traffic roadway network.
- Approaches which include rural or suburban highways outside, entering or traversing a city.
- Approaches which appear as a major route in an official transportation plan.

Warrant 8 - Combination of Warrants

NOT SATISFIED. Required values reached for 4 hours. Criteria--Main: 720; Side: See Volume Summary.

Warrant 9 - Four Hour Volumes

NOT SATISFIED. Required values reached for 1 hours.

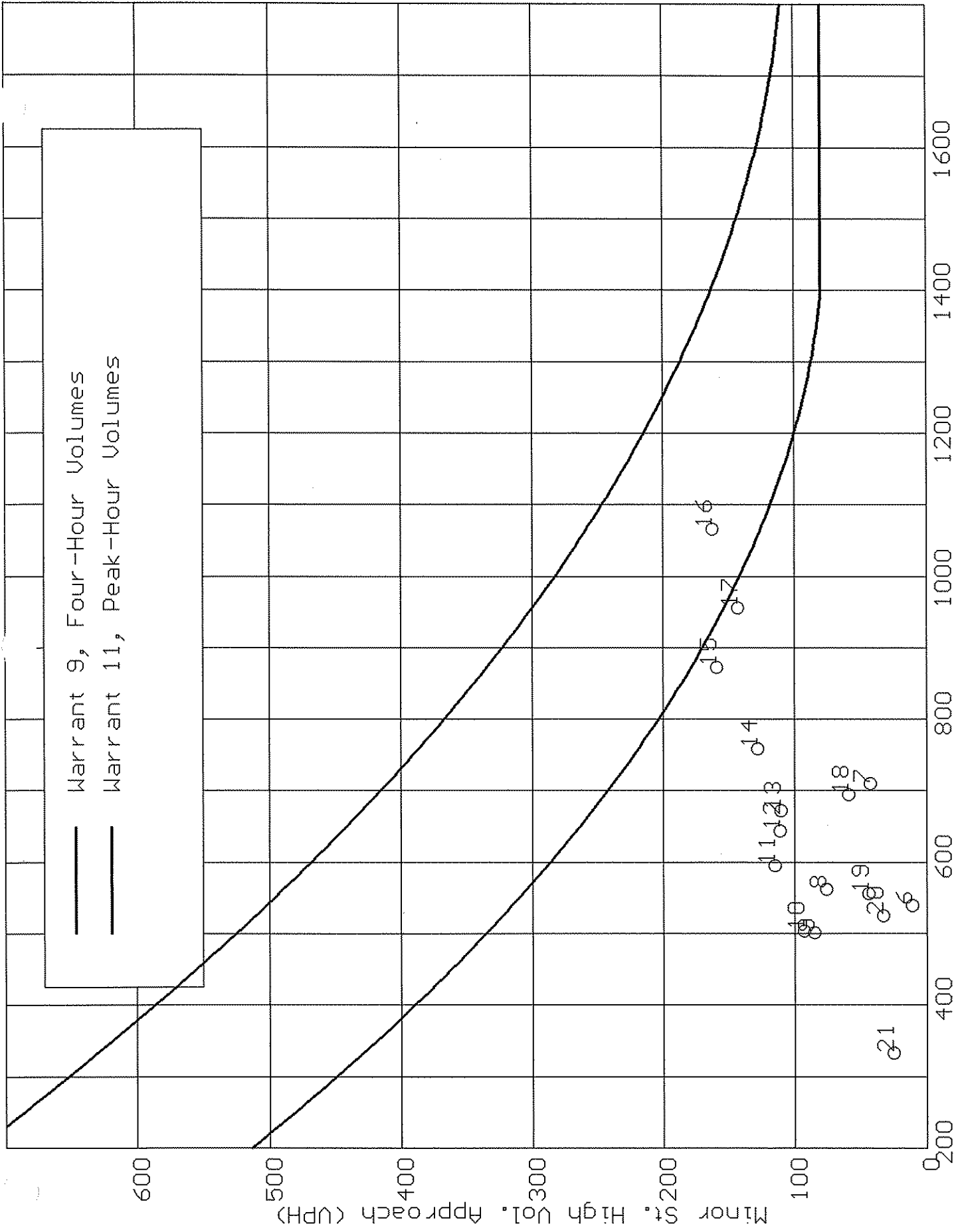
Warrant 10 - Peak Hour Delay

NOT APPLICABLE. Volume requirements satisfied, but side street peak hour delay not defined.

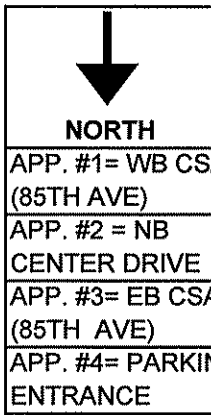
Criteria--Main St.: 800 (4 approaches), 650 (3 approaches); Side St.: 100.

Warrant 11 - Peak Hour Volume

NOT SATISFIED.

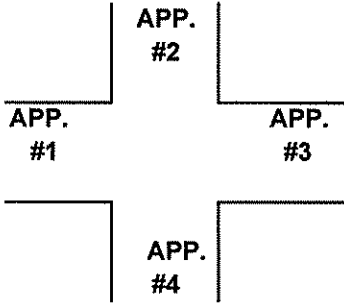


Major St. Total of Both Approaches (UPH)



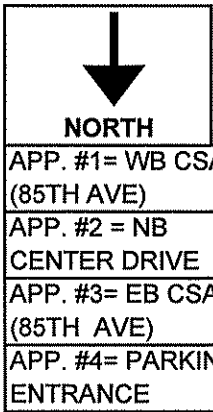
COUNT LOCATION: TMC 9711 CSAH 32 (85TH AVE)
 @ CENTER DRIVE

DATE: 8/12/97



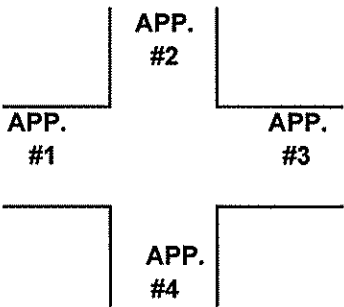
- HEAVY VEHICLE- ANY VEHICLE HAVING MORE THAN FOUR TIRES TOUCHING THE PAVEMENT
- A. TRUCKS- A HEAVY VEHICLE INVOLVED PRIMARILY IN THE TRANSPORT OF GOODS OR IN THE DELIVERY OF A SERVICE.
 - B. RV- A HEAVY VEHICLE OPERATED BY A PRIVATE MOTORIST AND INVOLVED IN THE TRANSPORT OF RECREATIONAL EQUIPMENT OR FACILITIES.
 - C. BUSES- A HEAVY VEHICLE INVOLVED IN THE TRANSPORTATION OF GROUPS OF PEOPLE.

TIME	PEDESTRIANS					HEAVY VEHICLES		
	APP. #1	APP. #2	APP. #3	APP. #4	15 MIN TOT	TRUCKS	RV	BUS
6:00-6:15AM						5		3
6:15-6:30						4		
6:30-6:45		1			1	10		1
6:45-7:00						10		3
HOURLY TOTAL					1	HOURLY TOTAL		36
7:00-7:15						16		
7:15-7:30	1				1	9		
7:30-7:45	2				2	8		2
7:45-8:00	1				1	11		5
HOURLY TOTAL					4	HOURLY TOTAL		51
8:00-8:15						12		1
8:15-8:30						12		2
8:30-8:45						10		2
8:45-9:00						14	1	2
HOURLY TOTAL						HOURLY TOTAL		56
9:00-9:15		1	1	1	3	9		2
9:15-9:30						17		1
9:30-9:45		1			1	10	2	
9:45-10:00	1	3			4	17		
HOURLY TOTAL					8	HOURLY TOTAL		58
10:00-10:15	1				1	12		
10:15-10:30		2			2	17		
10:30-10:45						14		2
10:45-11:00						13		
HOURLY TOTAL					3	HOURLY TOTAL		58
11:00-11:15						11		3
11:15-11:30						10		
11:30-11:45						19		1
11:45-12:00						14		
HOURLY TOTAL						HOURLY TOTAL		58
12:00-12:15						10		
12:15-12:30		1			1	8		
12:30-12:45		2			2	15	1	
12:45-1:00		4			4	9	1	
HOURLY TOTAL					7	HOURLY TOTAL		44
1:00-1:15						16		2
1:15-1:30				4	4	6		1
1:30-1:45						15		1
1:45-2:00						18	1	1
HOURLY TOTAL					4	HOURLY TOTAL		61



COUNT LOCATION: TMC 9711 CSAH 32 (85TH AVE)
 @ CENTER DRIVE

DATE: 8/11/97



HEAVY VEHICLE- ANY VEHICLE HAVING MORE THAN FOUR TIRES TOUCHING THE PAVEMENT

A. TRUCKS- A HEAVY VEHICLE INVOLVED PRIMARILY IN THE TRANSPORT OF GOODS OR IN THE DELIVERY OF A SERVICE.

B. RV- A HEAVY VEHICLE OPERATED BY A PRIVATE MOTORIST AND INVOLVED IN THE TRANSPORT OF RECREATIONAL EQUIPMENT OR FACILITIES.

C. BUSES- A HEAVY VEHICLE INVOLVED IN THE TRANSPORTATION OF GROUPS OF PEOPLE.

TIME	PEDESTRIANS					HEAVY VEHICLES		
	APP. #1	APP. #2	APP. #3	APP. #4	15 MIN TOT	TRUCKS	RV	BUS
2:00-2:15PM		1			1	16		
2:15-2:30						11		1
2:30-2:45		1			1	8		
2:45-3:00						13		4
HOURLY TOTAL					2	HOURLY TOTAL		53
3:00-3:15						17		3
3:15-3:30		2			2	7	1	2
3:30-3:45			1	1	2	9		
3:45-4:00						18		5
HOURLY TOTAL					4	HOURLY TOTAL		62
4:00-4:15		3		3	6	15		2
4:15-4:30			2		2	11		2
4:30-4:45			2		2	10	2	2
4:45-5:00						11	1	
HOURLY TOTAL					10	HOURLY TOTAL		56
5:00-5:15			1		1	11		
5:15-5:30						15		2
5:30-5:45			2	1	3	10		
5:45-6:00						13		
HOURLY TOTAL					4	HOURLY TOTAL		51
6:00-6:15						9		
6:15-6:30				1	1	4		1
6:30-6:45		2		1	3	6		
6:45-7:00		2			2	3		1
HOURLY TOTAL					6	HOURLY TOTAL		24
7:00-7:15						4		
7:15-7:30						2		
7:30-7:45						2		
7:45-8:00		1			1	3		
HOURLY TOTAL					1	HOURLY TOTAL		11
8:00-8:15		1			1	2	2	
8:15-8:30								
8:30-8:45		1			1			
8:45-9:00	1				1	1		
HOURLY TOTAL					3	HOURLY TOTAL		5
9:00-9:15						3		
9:15-9:30								
9:30-9:45						4		
9:45-10:00								
HOURLY TOTAL						HOURLY TOTAL		7