


Date : 8/19/97AM 8/18/97PM

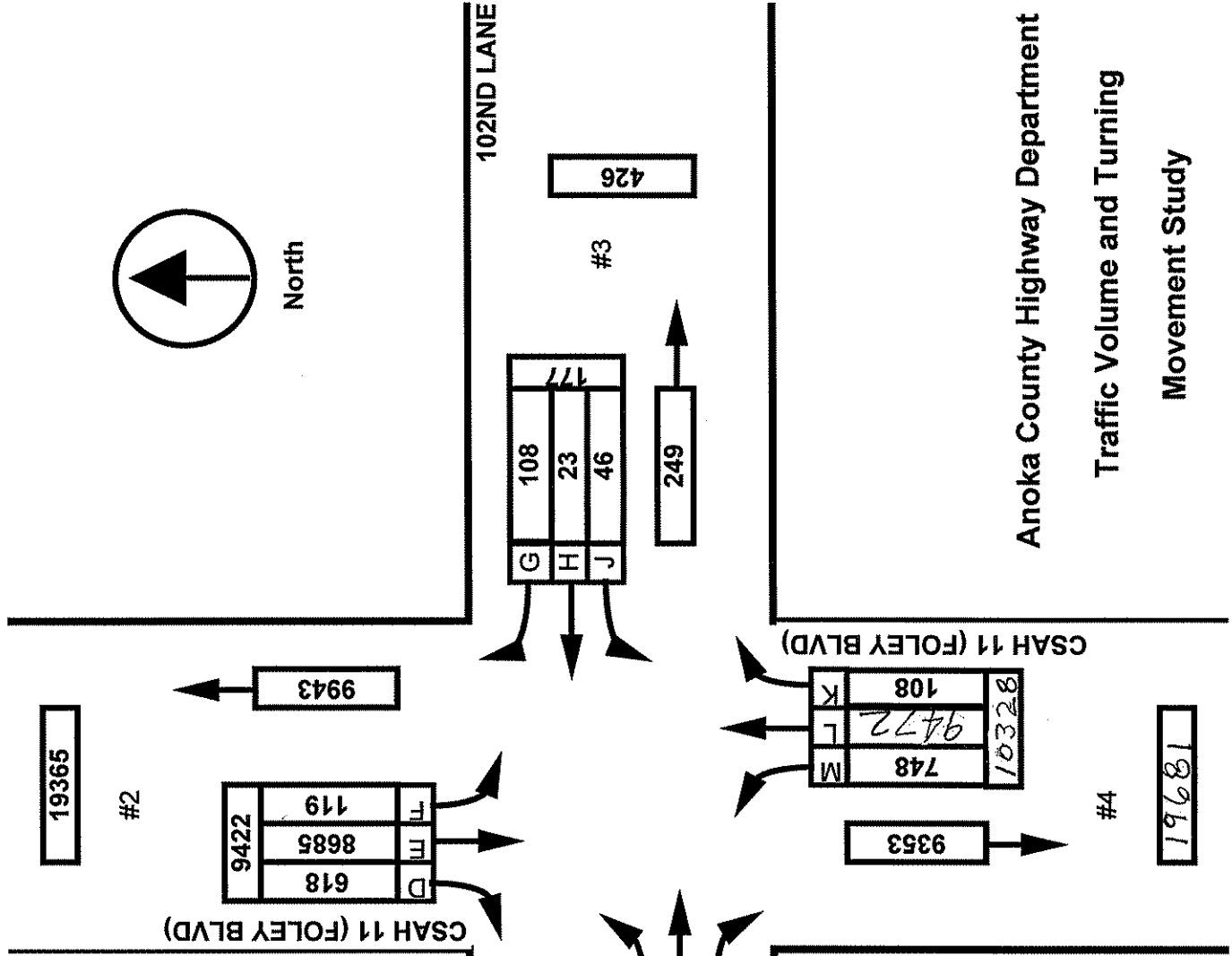
Count Number : TMC9726

Location CSAH 11 (FOLEY BLVD)

@ 102ND LANE



North



	LANES OF APPROACH			TOTAL
	RIGHT TURN LANE	LEFT TURN LANE	THRU LANES	
#1	0	0	1	1
#2	1	1	1	3
#3	1	0	1	2
#4	1	1	1	3

Anoka County Highway Department
 Traffic Volume and Turning
 Movement Study

Weather : RAINY, COLD, 65
 Counted by: SARAH AND JANELLE
 Board # :
 Cher :

PETRA Software
 Copyright (C) 1990, 1995
 Jamar Technologies, Inc.
 Horsham, PA.

Study Name: TMC9726
 Site Code : 97260202
 Start Date: 08/19/97
 Page : 1

Vehicle group 1

Start Time	CSAH 11 (FOLEY BLVD) Southbound				102ND LANE Westbound				CSAH 11 (FOLEY BLVD) Northbound				102ND LANE Eastbound				Intvl	Exclu	Inclu
	Left	Thru	Right	Other	Left	Thru	Right	Other	Left	Thru	Right	Other	Left	Thru	Right	Other			
08/19/97																			
06:00	4	289	6	0	0	0	0	0	2	20	1	0	1	0	4	0	327	0	327
06:15	7	328	9	1	0	0	1	0	2	34	0	3	1	0	9	0	395	4	391
06:30	5	321	12	0	0	0	0	0	2	54	0	3	0	0	5	0	402	3	399
06:45	3	343	13	1	0	0	1	0	3	71	1	1	1	0	9	0	447	2	445
Hour	19	1281	40	2	0	0	2	0	9	179	2	7	3	0	27	0	1571	9	1562
07:00	2	318	4	0	1	0	1	0	4	49	1	0	0	0	7	0	387	0	387
07:15	6	339	5	3	3	0	1	0	3	67	0	1	1	0	6	0	435	4	431
07:30	7	283	8	4	1	0	2	0	2	74	1	1	0	0	9	0	392	5	387
07:45	4	246	11	3	0	0	3	0	4	66	0	3	2	1	4	0	347	6	341
Hour	19	1186	28	10	5	0	7	0	13	256	2	5	3	1	26	0	1561	15	1546
08:00	0	202	13	3	0	0	0	0	3	55	0	0	2	2	11	0	291	3	288
08:15	2	192	8	5	2	0	2	1	5	55	1	1	3	1	7	0	285	7	278
08:30	1	142	10	2	2	1	0	0	3	57	2	5	5	1	12	0	243	7	236
08:45	0	113	15	6	0	1	0	0	12	69	0	7	6	0	7	1	237	14	223
Hour	3	649	46	16	4	2	2	1	23	236	3	13	16	4	37	1	1056	31	1025
09:00	2	109	11	5	0	1	0	0	10	46	0	1	8	0	13	0	206	6	200
09:15	3	120	4	3	0	0	0	0	13	53	1	4	8	1	12	0	222	7	215
09:30	0	108	9	2	1	0	1	0	8	76	1	5	7	0	11	0	229	7	222
09:45	0	110	15	1	1	0	1	0	7	81	0	4	5	0	10	0	235	5	230
Hour	5	447	39	11	2	1	2	0	38	256	2	14	28	1	46	0	892	25	867
10:00	0	82	8	3	2	1	0	0	16	51	2	4	7	2	8	0	186	7	179
10:15	0	89	19	3	0	0	0	0	13	72	0	3	9	0	12	0	220	6	214
10:30	0	110	12	5	0	0	1	0	20	81	0	3	17	0	14	0	263	8	255
10:45	1	82	7	3	1	1	1	0	14	70	3	5	8	0	12	0	208	8	200
Hour	1	363	46	14	3	2	2	0	63	274	5	15	41	2	46	0	877	29	848
11:00	0	82	6	1	1	0	0	0	12	74	5	4	5	1	10	0	201	5	196
11:15	0	86	13	0	0	0	1	0	11	91	1	2	6	0	18	0	229	2	227
11:30	0	75	15	0	0	2	0	0	8	96	3	0	6	1	18	0	224	0	224
11:45	3	98	9	0	0	0	1	0	12	112	1	1	10	2	7	0	256	1	255
Hour	3	341	43	1	1	2	2	0	43	373	10	7	27	4	53	0	910	8	902
12:00	1	103	10	4	1	2	0	0	15	94	0	2	1	0	10	0	243	6	237
12:15	1	104	11	2	1	1	1	0	21	110	0	3	8	0	14	0	277	5	272
12:30	1	111	17	2	0	0	1	0	23	111	1	1	7	0	11	0	286	3	283
12:45	1	92	13	1	1	0	0	0	10	103	0	1	7	0	11	0	240	2	238
Hour	4	410	51	9	3	3	2	0	69	418	1	7	23	0	46	0	1046	16	1030

Weather : RAINY, COLD, 65
 Counted by: SARAH AND JANELLE
 Board # :
 Cher :

PETRA Software
 Copyright (C) 1990, 1995
 Jamar Technologies, Inc.
 Horsham, PA.

Study Name: TMC9726
 Site Code : 97260202
 Start Date: 08/19/97
 Page : 2

Vehicle group 1

Start Time	CSAH 11 (FOLEY BLVD) Southbound				102ND LANE Westbound				CSAH 11 (FOLEY BLVD) Northbound				102ND LANE Eastbound				Intvl	Exclu	Inclu
	Left	Thru	Right	Other	Left	Thru	Right	Other	Left	Thru	Right	Other	Left	Thru	Right	Other			
13:00	1	100	6	3	0	0	1	0	4	99	0	5	7	0	6	0	232	8	224
13:15	3	101	12	0	0	0	0	0	11	103	2	2	6	1	14	0	255	2	253
13:30	0	114	15	5	0	0	1	0	13	102	0	3	8	0	25	0	286	8	278
13:45	0	137	11	3	0	1	1	0	16	113	0	3	6	0	16	0	307	6	301
Hour	4	452	44	11	0	1	3	0	44	417	2	13	27	1	61	0	1080	24	1056
14:00	2	111	16	4	3	2	1	1	19	128	1	6	6	1	16	0	317	11	306
14:15	2	130	16	3	0	0	1	0	19	135	0	3	2	0	14	0	325	6	319
14:30	0	103	9	2	2	0	1	0	16	168	2	8	3	0	10	0	324	10	314
14:45	0	125	14	7	0	0	1	0	15	185	1	6	3	0	13	0	370	13	357
Hour	4	469	55	16	5	2	4	1	69	616	4	23	14	1	53	0	1336	40	1296
15:00	0	90	17	7	0	1	0	0	21	192	1	5	2	1	10	0	347	12	335
15:15	0	99	15	6	0	1	5	0	20	231	3	7	7	0	10	0	404	13	391
15:30	3	138	13	4	1	0	4	0	18	288	2	5	7	1	8	0	492	9	483
15:45	0	125	15	7	1	1	2	0	23	290	21	2	3	0	17	0	507	9	498
Hour	3	452	60	24	2	3	11	0	82	1001	27	19	19	2	45	0	1750	43	1707
16:00	1	114	17	0	1	0	0	0	29	326	4	1	12	0	13	1	519	2	517
16:15	5	112	11	1	0	1	3	0	44	338	21	6	15	0	19	0	576	7	569
16:30	2	135	19	3	1	1	7	0	36	350	2	1	27	2	19	1	606	5	601
16:45	3	115	8	0	1	1	5	0	31	399	3	2	12	1	19	0	600	2	598
Hour	11	476	55	4	3	3	15	0	140	1413	30	10	66	3	70	2	2301	16	2285
17:00	9	125	11	5	1	0	3	0	26	434	2	1	13	0	15	0	645	6	639
17:15	4	130	9	3	2	1	4	0	11	383	2	3	4	0	13	0	569	6	563
17:30	3	122	7	4	1	0	3	0	10	379	1	1	4	0	5	0	540	5	535
17:45	2	138	6	1	1	0	5	0	19	336	2	4	2	0	6	0	522	5	517
Hour	18	515	33	13	5	1	15	0	66	1532	7	9	23	0	39	0	2276	22	2254
18:00	1	145	7	2	1	1	1	0	17	254	1	3	8	0	3	0	444	5	439
18:15	2	156	10	2	2	0	3	0	17	213	1	1	4	0	4	0	415	3	412
18:30	2	126	4	1	0	0	2	0	7	205	1	3	2	1	3	0	357	4	353
18:45	1	131	9	2	0	0	2	0	9	173	1	2	5	1	5	0	341	4	337
Hour	6	558	30	7	3	1	8	0	50	845	4	9	19	2	15	0	1557	16	1541
19:00	1	117	3	0	2	0	4	0	3	159	1	1	4	0	2	0	297	1	296
19:15	2	103	10	0	1	0	2	0	5	167	0	0	2	0	4	0	296	0	296
19:30	0	111	7	2	2	0	4	0	3	190	0	1	8	0	2	0	330	3	327
19:45	4	107	5	0	0	0	1	0	3	157	1	2	4	0	2	0	286	2	284
Hour	7	438	25	2	5	0	11	0	14	673	2	4	18	0	10	0	1209	6	1203

Weather : RAINY, COLD, 65
 Counted by: SARAH AND JANELLE
 Board # :
 Cher :

PETRA Software
 Copyright (C) 1990, 1995
 Jamar Technologies, Inc.
 Horsham, PA.

Study Name: TMC9726
 Site Code : 97260202
 Start Date: 08/19/97
 Page : 3

Vehicle group 1

Start Time	CSAH 11 (FOLEY BLVD) Southbound				102ND LANE Westbound				CSAH 11 (FOLEY BLVD) Northbound				102ND LANE Eastbound				Intvl	Exclu	Inclu
	Left	Thru	Right	Other	Left	Thru	Right	Other	Left	Thru	Right	Other	Left	Thru	Right	Other			
20:00	0	108	6	0	0	1	2	0	6	157	0	0	8	0	3	0	291	0	291
20:15	2	89	3	0	3	0	2	0	2	150	1	0	2	0	10	0	264	0	264
20:30	4	100	2	0	1	0	4	0	1	135	1	0	11	0	20	0	279	0	279
20:45	3	83	2	1	0	0	1	0	2	119	1	0	1	1	8	0	222	1	221
Hour	9	380	13	1	4	1	9	0	11	561	3	0	22	1	41	0	1056	1	1055
21:00	0	70	2	0	0	0	0	0	6	131	1	1	6	0	0	0	217	1	216
21:15	0	71	2	0	1	1	12	0	5	85	1	0	0	0	2	0	180	0	180
21:30	2	60	2	0	0	0	0	0	3	125	2	0	3	0	5	0	202	0	202
21:45	1	67	4	0	0	0	1	0	0	81	0	0	5	0	0	0	159	0	159
Hour	3	268	10	0	1	1	13	0	14	422	4	1	14	0	7	0	758	1	757
Total	119	8685	618	141	46	23	108	2	748	9472	108	156	363	22	622	3	21236	302	20934
% Apr.	1.2	90.8	6.4	1.4	25.6	12.8	60.3	1.1	7.1	90.3	1.0	1.4	35.9	2.1	61.5	0.2	-	-	-
% Int.	0.5	40.8	2.9	0.6	0.2	0.1	0.5	-	3.5	44.6	0.5	0.7	1.7	0.1	2.9	-	-	-	-

or Street Approaches:

Northbound:

CSAH 11 (FOLEY BLVD)

Data File: C:\APPS\PETRA2\DATAFILE\TMC9726.PDF
 Count Type: IMC. Channel: 0. Count Date: 8/19/97
 Number of Lanes: 2
 Approach Speed: 40
 Total Approach Traffic: 10328

Southbound:

CSAH 11 (FOLEY BLVD)

Data File: C:\APPS\PETRA2\DATAFILE\TMC9726.PDF
 Count Type: IMC. Channel: 0. Count Date: 8/19/97
 Number of Lanes: 2
 Approach Speed: 40
 Total Approach Traffic: 9422

Minor Street Approaches:

Eastbound:

102ND LANE

Data File: C:\APPS\PETRA2\DATAFILE\TMC9726.PDF
 Count Type: IMC. Channel: 0. Count Date: 8/19/97
 Number of Lanes: 1
 Approach Speed: 0
 Total Approach Traffic: 1007

Westbound:

102ND LANE

Data File: C:\APPS\PETRA2\DATAFILE\TMC9726.PDF
 Count Type: IMC. Channel: 0. Count Date: 8/19/97
 Number of Lanes: 2
 Approach Speed: 0
 Total Approach Traffic: 177

Analysis of 8-Hour Volume Warrants (Criteria refers to high volume side street for that hour):

Hour	Main	Side	Warrant 1	Warrant 2	Warrant 8
Begin	(Total)	Vol. Dir. Rank	Meets? Criteria	Meets? Criteria	Meets? Criteria
0	0	0 W 17	200	100	160
1	0	0 W 18	200	100	160
2	0	0 W 19	200	100	160
3	0	0 W 20	200	100	160
4	0	0 W 21	200	100	160
5	0	0 W 22	200	100	160
6	1530	30 E 13	MAIN 150	MAIN 75	MAIN 120
7	1504	30 E 14	MAIN 150	MAIN 75	MAIN 120
8	960	57 E 11	MAIN 150	MAIN 75	MAIN 120
9	787	75 E 5	MAIN 150	SIDE 75	MAIN 120
10	752	89 E 2	MAIN 150	SIDE 75	MAIN 120
11	813	84 E 4	MAIN 150	SIDE 75	MAIN 120
12	953	69 E 6	MAIN 150	MAIN 75	MAIN 120
13	963	89 E 3	MAIN 150	--BOTH-- 75	MAIN 120
14	1217	68 E 7	MAIN 150	MAIN 75	MAIN 120
15	1625	66 E 8	MAIN 150	MAIN 75	MAIN 120
16	2125	139 E 1	MAIN 150	--BOTH-- 75	--BOTH-- 120
17	2171	62 E 10	MAIN 150	MAIN 75	MAIN 120
18	1493	36 E 12	MAIN 150	MAIN 75	MAIN 120
19	1159	28 E 15	MAIN 150	MAIN 75	MAIN 120
20	977	64 E 9	MAIN 150	MAIN 75	MAIN 120
21	721	21 E 16	MAIN 150	75	MAIN 120
22	0	0 W 23	200	100	160
23	0	0 W 24	200	100	160

Warrant Summary:

Urban values apply.

Warrant 1 - Minimum Vehicular Volumes

NOT SATISFIED. Required values reached for 0 hours. Criteria--Main St.: 600; Side St.: See Volume Summary.

Warrant 2 - Interruption of Continuous Traffic

NOT SATISFIED. Required values reached for 2 hours. Criteria--Main St.: 900; Side St.: See Volume Summary.

Warrant 3 - Minimum Pedestrian Volumes

NOT SATISFIED. Ped volumes too low. Criteria--190 Peds in peak hour, 100 peds in 4th high hour.

Warrant 4 - School Crossing

NOT APPLICABLE. Gap data has not been defined.

Warrant 5 - Progressive Movement

NOT SATISFIED. Adjacent signals closer than 1000 feet and/or not part of coordinated system.

Warrant 6 - Accident Experience

NOT SATISFIED. 0 correctable accidents is fewer than required 5.

Correctable Accidents: 0; Right Angle Accidents: 0; Left Turn Accidents: 0; Other Accidents: 0.

Warrant 7 - Systems Warrant

NOT SATISFIED. At least one street has no major approaches. Peak hour total entering volume: 2285.

- Approaches which are part of the principal through traffic roadway network.
- Approaches which include rural or suburban highways outside, entering or traversing a city.
- Approaches which appear as a major route in an official transportation plan.

Warrant 8 - Combination of Warrants

NOT SATISFIED. Required values reached for 1 hours. Criteria--Main: 720; Side: See Volume Summary.

Warrant 9 - Four Hour Volumes

NOT SATISFIED. Required values reached for 1 hours.

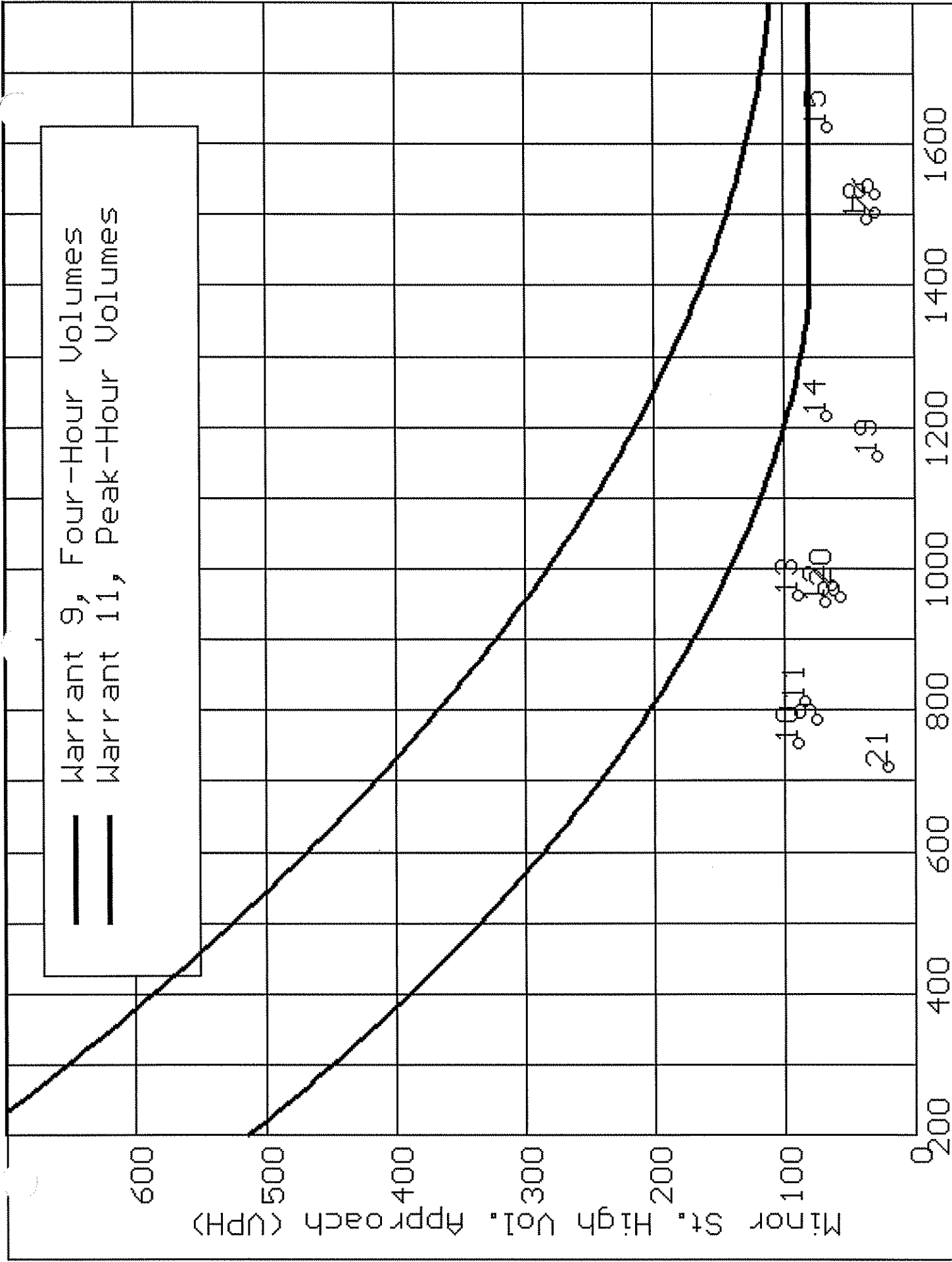
Warrant 10 - Peak Hour Delay

NOT APPLICABLE. Volume requirements satisfied, but side street peak hour delay not defined.

Criteria--Main St.: 800 (4 approaches), 650 (3 approaches); Side St.: 100.

Warrant 11 - Peak Hour Volume

SATISFIED for 1 hours.



Major St. Total of Both Approaches (UPH)



COUNT LOCATION: TMC 9726 CSAH 11 (FOLEY BLVD)
 @ 102ND LANE

DATE: 8/19/97

APP. #1=WB
 102ND LANE
 APP. #2 =NB CSAH 11
 (FOLEY BLVD)
 APP. #3=EB
 102ND LANE
 APP. #4=SB CSAH 11
 (FOLEY BLVD)

APP. #1
 APP. #2
 APP. #3
 APP. #4

HEAVY VEHICLE- ANY VEHICLE HAVING MORE THAN FOUR TIRES TOUCHING THE PAVEMENT
 A. TRUCKS- A HEAVY VEHICLE INVOLVED PRIMARILY IN THE TRANSPORT OF GOODS OR IN THE DELIVERY OF A SERVICE.
 B. RV- A HEAVY VEHICLE OPERATED BY A PRIVATE MOTORIST AND INVOLVED IN THE TRANSPORT OF RECREATIONAL EQUIPMENT OR FACILITIES.
 C. BUSES- A HEAVY VEHICLE INVOLVED IN THE TRANSPORTATION OF GROUPS OF PEOPLE.

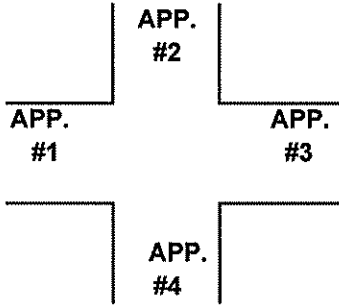
TIME	PEDESTRIANS					HEAVY VEHICLES		
	APP. #1	APP. #2	APP. #3	APP. #4	15 MIN TOT	TRUCKS	RV	BUS
6:00-6:15AM								
6:15-6:30						5		1
6:30-6:45						1		
6:45-7:00						1		1
HOURLY TOTAL						HOURLY TOTAL		9
7:00-7:15								
7:15-7:30						3		1
7:30-7:45						4		
7:45-8:00						4		2
HOURLY TOTAL						HOURLY TOTAL		14
8:00-8:15						3		1
8:15-8:30						6		
8:30-8:45						6		1
8:45-9:00						13		1
HOURLY TOTAL						HOURLY TOTAL		31
9:00-9:15						5		
9:15-9:30						7		
9:30-9:45						5		
9:45-10:00						5		
HOURLY TOTAL						HOURLY TOTAL		22
10:00-10:15						6		1
10:15-10:30						6		
10:30-10:45						8		
10:45-11:00						8		
HOURLY TOTAL						HOURLY TOTAL		29
11:00-11:15						4		1
11:15-11:30						2		
11:30-11:45								
11:45-12:00	1				1	1		
HOURLY TOTAL					1	HOURLY TOTAL		8
12:00-12:15						5		1
12:15-12:30	2				2	5		
12:30-12:45						3		
12:45-1:00						2		
HOURLY TOTAL					2	HOURLY TOTAL		16
1:00-1:15						9		
1:15-1:30						4		
1:30-1:45						6		
1:45-2:00	1				1	6		
HOURLY TOTAL					1	HOURLY TOTAL		25



COUNT LOCATION: TMC 9726 CSAH 11 (FOLEY BLVD)
@ 102ND LANE

DATE: 8/18/97

APP. #1=WB
102ND LANE
APP. #2 =NB CSAH 11
(FOLEY BLVD)
APP. #3=EB
102ND LANE
APP. #4=SB CSAH 11
(FOLEY BLVD)



- HEAVY VEHICLE- ANY VEHICLE HAVING MORE THAN FOUR TIRES TOUCHING THE PAVEMENT
- A. TRUCKS- A HEAVY VEHICLE INVOLVED PRIMARILY IN THE TRANSPORT OF GOODS OR IN THE DELIVERY OF A SERVICE.
 - B. RV- A HEAVY VEHICLE OPERATED BY A PRIVATE MOTORIST AND INVOLVED IN THE TRANSPORT OF RECREATIONAL EQUIPMENT OR FACILITIES.
 - C. BUSES- A HEAVY VEHICLE INVOLVED IN THE TRANSPORTATION OF GROUPS OF PEOPLE.

TIME	PEDESTRIANS					HEAVY VEHICLES		
	APP. #1	APP. #2	APP. #3	APP. #4	15 MIN TOT	TRUCKS	RV	BUS
2:00-2:15PM	3				3	9		2
2:15-2:30	2				2	6		1
2:30-2:45	2				2	7		1
2:45-3:00	1				1	13		1
HOURLY TOTAL					8	HOURLY TOTAL		40
3:00-3:15				1	1	10		2
3:15-3:30	1				1	11		1
3:30-3:45						5		
3:45-4:00						6		2
HOURLY TOTAL					2	HOURLY TOTAL		37
4:00-4:15						1		
4:15-4:30	1				1	5		1
4:30-4:45						5		
4:45-5:00						2		1
HOURLY TOTAL					1	HOURLY TOTAL		15
5:00-5:15						7		
5:15-5:30						4		
5:30-5:45	1				1	4		1
5:45-6:00						6		
HOURLY TOTAL					1	HOURLY TOTAL		22
6:00-6:15	1			1	2	3		1
6:15-6:30						4		
6:30-6:45						3		1
6:45-7:00	1		1		2	4		
HOURLY TOTAL					4	HOURLY TOTAL		16
7:00-7:15						1		
7:15-7:30								
7:30-7:45	1			1	2	2	1	
7:45-8:00	6		1		7	2		
HOURLY TOTAL					9	HOURLY TOTAL		6
8:00-8:15	1				1			
8:15-8:30								
8:30-8:45								
8:45-9:00	1				1	1		
HOURLY TOTAL					2	HOURLY TOTAL		1
9:00-9:15			2		2	1		
9:15-9:30			1		1			
9:30-9:45			2		2			
9:45-10:00				1	1			
HOURLY TOTAL					6	HOURLY TOTAL		1