


Date : 6/24/99AM 6/22/99PM

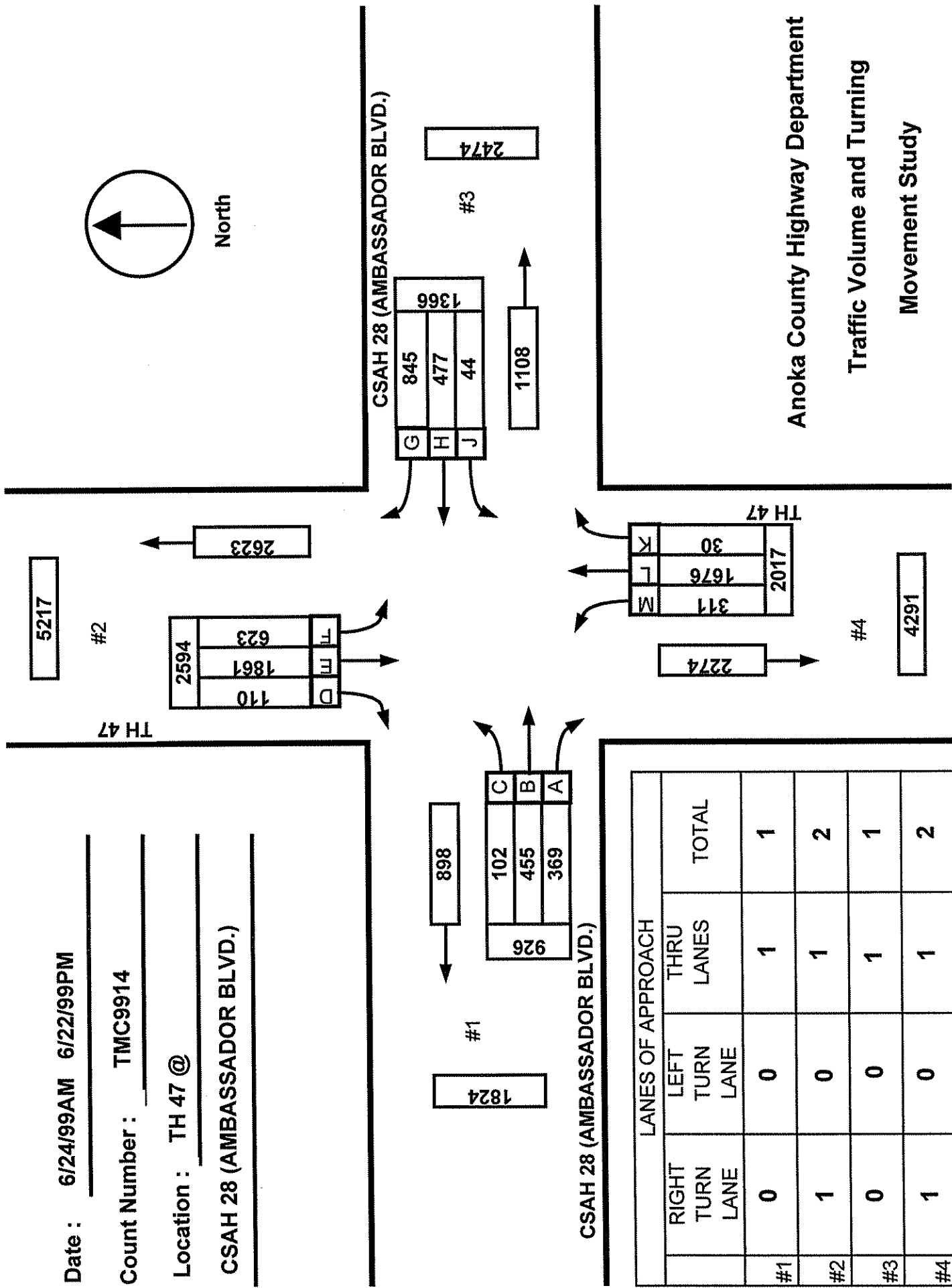
Count Number : TMC9914

Location : TH 47 @

CSAH 28 (AMBASSADOR BLVD.)



North



Anoka County Highway Department
 Traffic Volume and Turning
 Movement Study

Anoka County Highway Department Traffic Volume & Turning Movement Study

File Name : TMC9914
Site Code : 99140101
Start Date : 06/24/1999
Page : 2

Groups Printed: 1 - 1 - Unshifted

Start Time	TH 47 Southbound					CSAH 28 (Ambassador Blvd.) Westbound					TH 47 Northbound					CSAH 28 (Ambassador Blvd.) Eastbound					Exclu. Total	Inclu. Total	Int. Total			
	Left	Thru	Right	Heav y	App. Total	Left	Thru	Right	Heav y	App. Total	Left	Thru	Right	Heav y	App. Total	Left	Thru	Right	Heav y	App. Total						
Factor	1.0	1.0	1.0	1.0		1.0	1.0	1.0	1.0		1.0	1.0	1.0	1.0		1.0	1.0	1.0	1.0							
08:00 PM	9	17	0	4	26	1	9	12	0	22	3	18	0	0	21	1	9	4	0	14			4	83	87	
08:15 PM	8	7	3	0	18	1	4	5	0	10	4	9	1	0	14	0	6	2	0	8			0	50	50	
08:30 PM	7	14	0	1	21	0	5	11	0	16	2	12	0	0	14	1	5	1	0	7			1	58	59	
08:45 PM	5	18	0	1	23	0	7	19	0	26	4	25	1	0	30	2	3	2	0	7			1	86	87	
Total	29	56	3	6	88	2	25	47	0	74	13	64	2	0	79	4	23	9	0	36			6	277	283	
09:00 PM	6	17	1	0	24	0	7	5	0	12	3	17	0	0	20	1	7	3	0	11			0	67	67	
09:15 PM	6	13	0	1	19	1	4	8	0	13	4	16	0	1	20	0	2	2	0	4			2	56	58	
09:30 PM	7	11	0	0	18	0	4	11	0	15	5	22	0	0	27	1	2	6	0	9			0	69	69	
09:45 PM	1	9	0	0	10	0	1	8	1	9	2	11	0	0	13	1	0	0	0	1			1	33	34	
Total	20	50	1	1	71	1	16	32	1	49	14	66	0	1	80	3	11	11	0	25			3	225	228	
Grand Total	623	1861	110	117	2594	44	477	845	47	1366	311	1676	30	70	2017	102	455	369	45	926			279	6903	7182	
Approch %	24.0	71.7	4.2			3.2	34.9	61.9			15.4	83.1	1.5			11.0	49.1	39.8								
Total %	9.0	27.0	1.6		37.6	0.6	6.9	12.2		19.8	4.5	24.3	0.4		29.2	1.5	6.6	5.3		13.4			3.9	96.1		

Major Street Approaches:

Northbound:

TH 47

Data File: C:\APPS\Data Files\TMC9914.war
 Count Type: IMC. Channel: 0. Count Date: 6/24/99
 Number of Lanes: 2
 Approach Speed: 55
 Total Approach Traffic: 2017

Southbound:

TH 47

Data File: C:\APPS\Data Files\TMC9914.war
 Count Type: IMC. Channel: 0. Count Date: 6/24/99
 Number of Lanes: 2
 Approach Speed: 55
 Total Approach Traffic: 2594

Minor Street Approaches:

Eastbound:

CSAH 28 (Ambassador Blvd.)

Data File: C:\APPS\Data Files\TMC9914.war
 Count Type: IMC. Channel: 0. Count Date: 6/24/99
 Number of Lanes: 1
 Approach Speed: 45
 Total Approach Traffic: 926

Westbound:

CSAH 28 (Ambassador Blvd.)

Data File: C:\APPS\Data Files\TMC9914.war
 Count Type: IMC. Channel: 0. Count Date: 6/24/99
 Number of Lanes: 1
 Approach Speed: 45
 Total Approach Traffic: 1366

Analysis of 8-Hour Volume Warrants (Criteria refers to high volume side street for that hour):

Hour	Main (Total)	Side			Warrant 1		Warrant 2		Warrant 8	
		Vol.	Dir.	Rank	Meets?	Criteria	Meets?	Criteria	Meets?	Criteria
0	0	0	W	17		105		52		84
1	0	0	W	18		105		52		84
2	0	0	W	19		105		52		84
3	0	0	W	20		105		52		84
4	0	0	W	21		105		52		84
5	0	0	W	22		105		52		84
6	457	91	E	7	MAIN	105	SIDE	52	SIDE	84
7	451	77	E	10	MAIN	105	SIDE	52		84
8	307	55	E	15		105	SIDE	52		84
9	244	65	W	13		105	SIDE	52		84
10	218	62	E	14		105	SIDE	52		84
11	201	74	W	11		105	SIDE	52		84
12	223	86	E	8		105	SIDE	52	SIDE	84
13	207	100	W	5		105	SIDE	52	SIDE	84
14	307	84	W	9		105	SIDE	52	SIDE	84
15	398	133	W	3	SIDE	105	SIDE	52	SIDE	84
16	379	131	W	4	SIDE	105	SIDE	52	SIDE	84
17	373	170	W	1	SIDE	105	SIDE	52	SIDE	84
18	305	134	W	2	SIDE	105	SIDE	52	SIDE	84
19	223	93	W	6		105	SIDE	52	SIDE	84
20	167	74	W	12		105	SIDE	52		84
21	151	49	W	16		105		52		84
22	0	0	W	23		105		52		84
23	0	0	W	24		105		52		84

Warrant Summary:

Rural values apply.

Warrant 1 - Minimum Vehicular Volumes

NOT SATISFIED. Required values reached for 0 hours. Criteria--Main St.: 420; Side St.: See Volume Summary.

Warrant 2 - Interruption of Continuous Traffic

NOT SATISFIED. Required values reached for 0 hours. Criteria--Main St.: 630; Side St.: See Volume Summary.

Warrant 3 - Minimum Pedestrian Volumes

NOT SATISFIED. Ped volumes too low. Criteria--190 Peds in peak hour, 100 peds in 4th high hour.

Warrant 4 - School Crossing

NOT APPLICABLE. Gap data has not been defined.

Warrant 5 - Progressive Movement

NOT SATISFIED. Adjacent signals closer than 1000 feet and/or not part of coordinated system.

Warrant 6 - Accident Experience

NOT SATISFIED. 0 correctable accidents is fewer than required 5.

Correctable Accidents: 0; Right Angle Accidents: 0; Left Turn Accidents: 0; Other Accidents: 0.

Warrant 7 - Systems Warrant

NOT SATISFIED. Peak hour total entering volume 603 does not meet criteria of 1000

- Approaches which are part of the principal through traffic roadway network.
- Approaches which include rural or suburban highways outside, entering or traversing a city.
- Approaches which appear as a major route in an official transportation plan.

Warrant 8 - Combination of Warrants

NOT SATISFIED. Required values reached for 0 hours. Criteria--Main: 504; Side: See Volume Summary.

Warrant 9 - Four Hour Volumes

NOT SATISFIED. Required values reached for 0 hours.

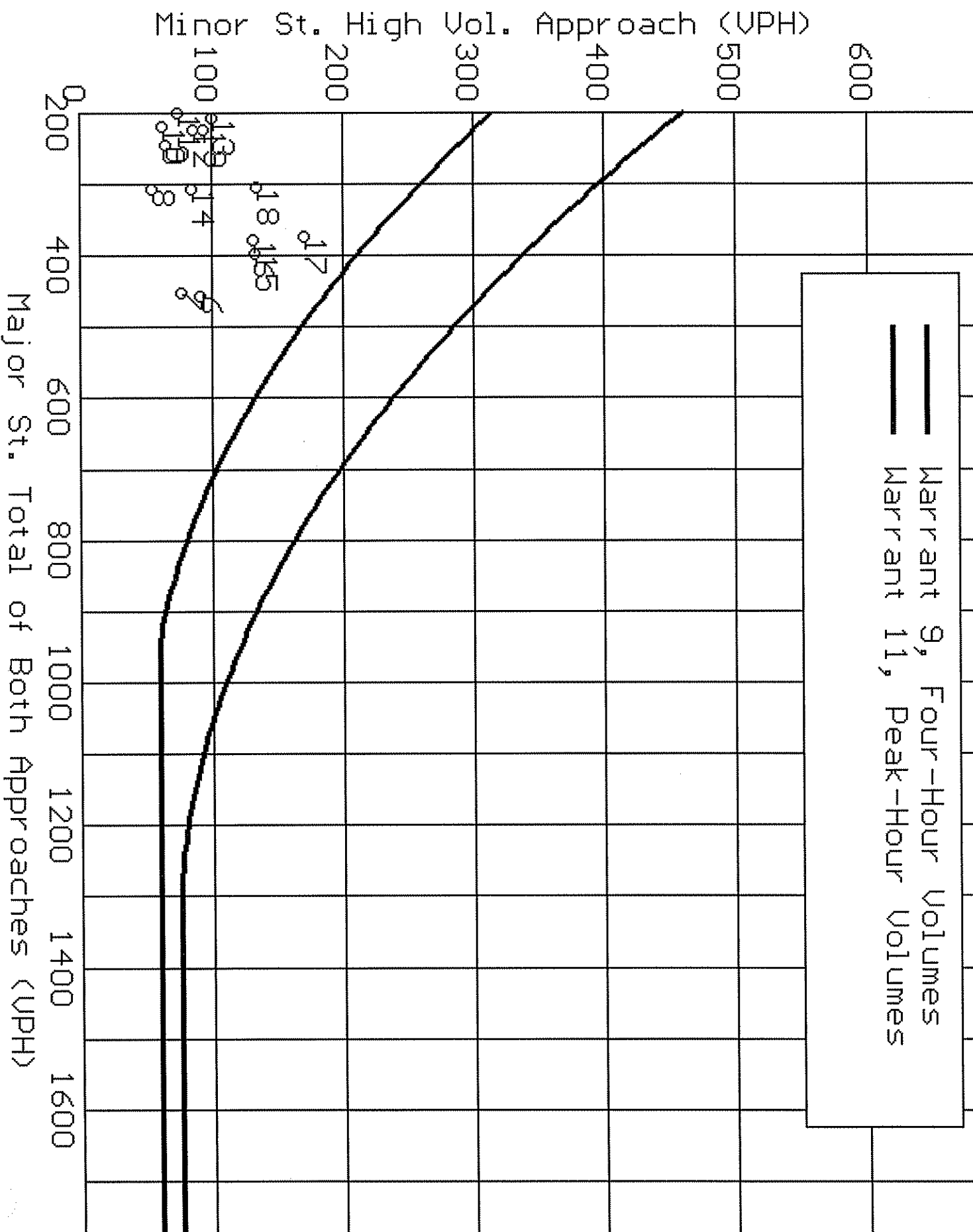
Warrant 10 - Peak Hour Delay

NOT SATISFIED. Peak hour (1500 hours) volume not adequate.

Criteria--Main St.: 800 (4 approaches), 650 (3 approaches); Side St.: 100.

Warrant 11 - Peak Hour Volume

NOT SATISFIED.





North

COUNT LOCATION:

CSAH 28 (Ambassador Blvd.) @

DATE:

6/24/99

TH 47

APP. #1= EB CSAH 28
(Ambassador Blvd.)

APP. #2 = SB TH 47

APP. #3= WB CSAH 28
(Ambassador Blvd.)

APP. #4= NB TH 47

APP.
#2

APP.
#1

APP.
#3

APP.
#4

- HEAVY VEHICLE- ANY VEHICLE HAVING MORE THAN FOUR TIRES TOUCHING THE PAVEMENT
- A. TRUCKS- A HEAVY VEHICLE INVOLVED PRIMARILY IN THE TRANSPORT OF GOODS OR IN THE DELIVERY OF A SERVICE.
 - B. RV- A HEAVY VEHICLE OPERATED BY A PRIVATE MOTORIST AND INVOLVED IN THE TRANSPORT OF RECREATIONAL EQUIPMENT OR FACILITIES.
 - C. BUSES- A HEAVY VEHICLE INVOLVED IN THE TRANSPORTATION OF GROUPS OF PEOPLE.

TIME	PEDESTRIANS					HEAVY VEHICLES		
	APP. #1	APP. #2	APP. #3	APP. #4	15 MIN TOT	TRUCKS	RV	BUS
6:00-6:15AM						5		
6:15-6:30						3		1
6:30-6:45						2		1
6:45-7:00						3		1
HOURLY TOTAL						HOURLY TOTAL		16
7:00-7:15						3		
7:15-7:30						2		
7:30-7:45						4		2
7:45-8:00						9		9
HOURLY TOTAL						HOURLY TOTAL		29
8:00-8:15						12		
8:15-8:30						5		
8:30-8:45						7		
8:45-9:00						7		
HOURLY TOTAL						HOURLY TOTAL		31
9:00-9:15						9		1
9:15-9:30						4		1
9:30-9:45						7		1
9:45-10:00						4		
HOURLY TOTAL						HOURLY TOTAL		27
10:00-10:15						5		1
10:15-10:30						2		
10:30-10:45						7		
10:45-11:00						4		
HOURLY TOTAL						HOURLY TOTAL		19
11:00-11:15	2			4	6	1		
11:15-11:30						2		
11:30-11:45			3		3	3		
11:45-12:00		1			1	3		4
HOURLY TOTAL					10	HOURLY TOTAL		13
12:00-12:15	1		1		2	3		2
12:15-12:30						5		4
12:30-12:45		1		3	4	2		
12:45-1:00			1		1	4		
HOURLY TOTAL					7	HOURLY TOTAL		20
1:00-1:15	1				1	8		
1:15-1:30			1		1	7		
1:30-1:45		1			1	2	1	
1:45-2:00				1	1	5		
HOURLY TOTAL					4	HOURLY TOTAL		23



COUNT LOCATION:

CSAH 28 (Ambassador Blvd.) @

DATE:

6/22/99

TH 47

APP. #1= EB CSAH 28
(Ambassador Blvd.)

APP. #2 = SB TH 47

APP. #3= WB CSAH 28
(Ambassador Blvd.)

APP. #4= NB TH 47

APP.
#2

APP.
#1

APP.
#3

APP.
#4

- HEAVY VEHICLE- ANY VEHICLE HAVING MORE THAN FOUR TIRES TOUCHING THE PAVEMENT
- A. TRUCKS- A HEAVY VEHICLE INVOLVED PRIMARILY IN THE TRANSPORT OF GOODS OR IN THE DELIVERY OF A SERVICE.
 - B. RV- A HEAVY VEHICLE OPERATED BY A PRIVATE MOTORIST AND INVOLVED IN THE TRANSPORT OF RECREATIONAL EQUIPMENT OR FACILITIES.
 - C. BUSES- A HEAVY VEHICLE INVOLVED IN THE TRANSPORTATION OF GROUPS OF PEOPLE.

TIME	PEDESTRIANS					HEAVY VEHICLES		
	APP. #1	APP. #2	APP. #3	APP. #4	15 MIN TOT	TRUCKS	RV	BUS
2:00-2:15PM						1		1
2:15-2:30						7		1
2:30-2:45						5		
2:45-3:00						2		
HOURLY TOTAL						HOURLY TOTAL		17
3:00-3:15						5	1	
3:15-3:30						3		
3:30-3:45						1		
3:45-4:00						4		
HOURLY TOTAL						HOURLY TOTAL		14
4:00-4:15						6		
4:15-4:30						5		1
4:30-4:45						4		
4:45-5:00						7		
HOURLY TOTAL						HOURLY TOTAL		23
5:00-5:15						6		
5:15-5:30						6		
5:30-5:45						4		
5:45-6:00						4		
HOURLY TOTAL						HOURLY TOTAL		20
6:00-6:15						1		
6:15-6:30						4	1	
6:30-6:45						2		
6:45-7:00						3		
HOURLY TOTAL						HOURLY TOTAL		11
7:00-7:15						2		
7:15-7:30						1		
7:30-7:45						2		
7:45-8:00						1	1	
HOURLY TOTAL						HOURLY TOTAL		7
8:00-8:15						3		
8:15-8:30								
8:30-8:45						1		
8:45-9:00						1		
HOURLY TOTAL						HOURLY TOTAL		5
9:00-9:15								
9:15-9:30						2		
9:30-9:45								
9:45-10:00								
HOURLY TOTAL						HOURLY TOTAL		2