


Date : 05/22/00

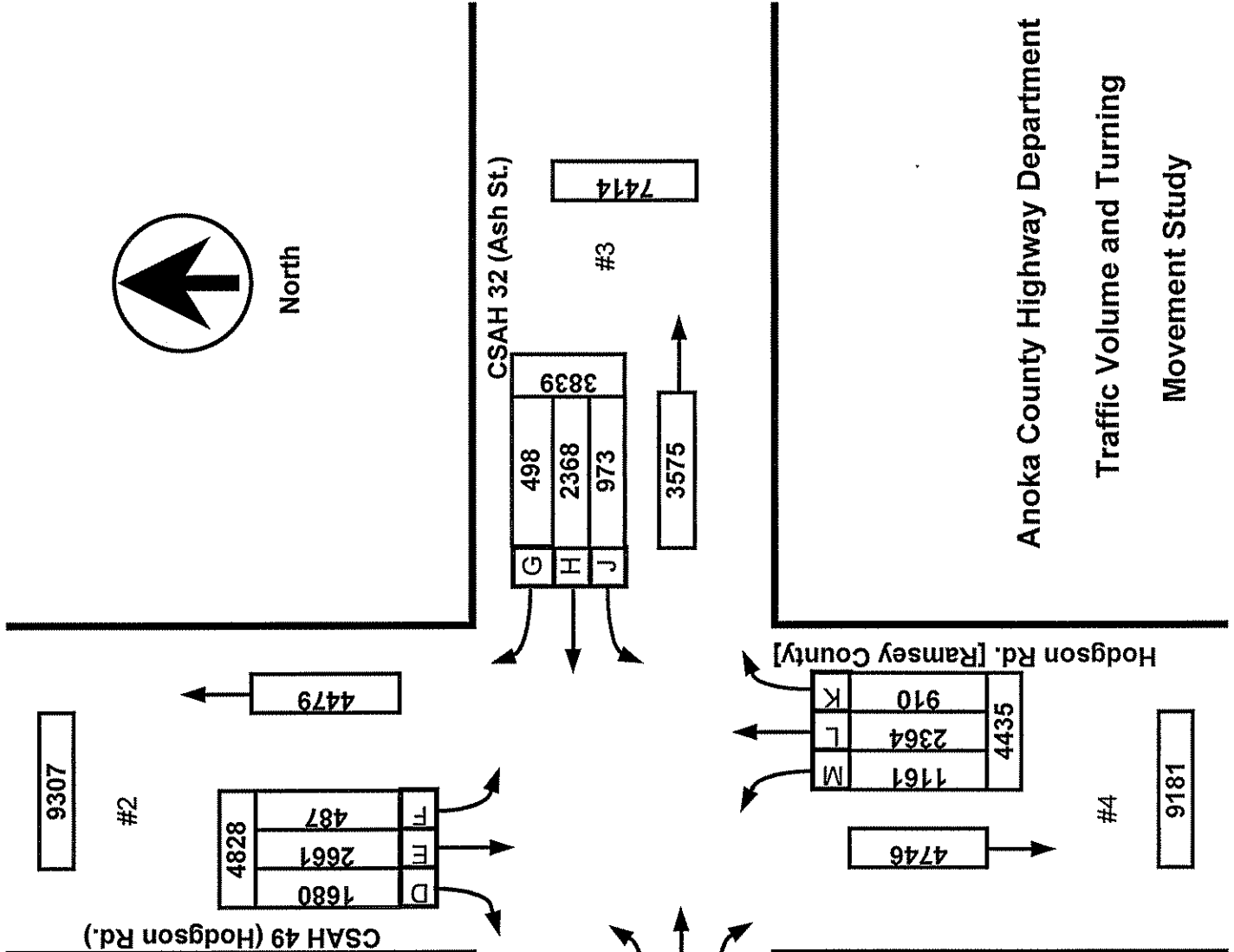
Count Number : TMC0004

Location : CSAH 32 (Ash St.) @

CSAH 49 (Hodgson Rd.)



North



	LANES OF APPROACH			TOTAL
	RIGHT TURN LANE	LEFT TURN LANE	THRU LANES	
#1	1	0	1	2
#2	1	0	1	2
#3	0	0	1	1
#4	1	0	1	2

Anoka County Highway Department  
 Traffic Volume and Turning  
 Movement Study

**Anoka County Highway Department  
Traffic Engineering  
Traffic Volume and Turning Movement Study**

Weather: Sunny  
Counter TDC-8  
Counted by: Ryan & Justin

File Name : TMC0004  
Site Code : 00040102  
Start Date : 05/23/2000  
Page No : 1

Groups Printed- 1 - 1 - Unshifted

Start Time	CSAH 49 (Hodgson Rd.) Southbound					CSAH 32 (Ash St.) Westbound					Hodgson Rd. (Ramsey County) Northbound					CSAH 32 (Ash St.) Eastbound					Exclu. Total	Inclu. Total	Int. Total				
	Factor	Left	Thru	Right	Heavy	App. Total	Left	Thru	Right	Heavy	App. Total	Left	Thru	Right	Heavy	App. Total	Left	Thru	Right	Heavy				App. Total			
06:00	1.0	4	75	36	0	115	1.0	16	42	0	2	58	1.0	7	10	0	0	17	1.0	6	18	12	1	36	3	226	229
06:15	1.0	3	100	57	1	160	1.0	22	61	4	0	87	1.0	8	5	2	2	15	1.0	4	26	16	0	46	3	308	311
06:30	1.0	7	116	63	5	186	1.0	34	51	3	0	88	1.0	16	8	7	1	31	1.0	10	27	9	3	46	9	351	360
06:45	1.0	11	124	66	10	201	1.0	47	74	3	2	124	1.0	12	13	5	0	30	1.0	17	28	31	5	76	17	431	448
<b>Total</b>		<b>25</b>	<b>415</b>	<b>222</b>	<b>16</b>	<b>662</b>		<b>119</b>	<b>228</b>	<b>10</b>	<b>4</b>	<b>357</b>		<b>43</b>	<b>36</b>	<b>14</b>	<b>3</b>	<b>93</b>		<b>37</b>	<b>99</b>	<b>68</b>	<b>9</b>	<b>204</b>	<b>32</b>	<b>1316</b>	<b>1348</b>
07:00	1.0	15	134	78	6	227	1.0	45	39	7	0	91	1.0	16	16	5	0	37	1.0	21	31	36	3	88	9	443	452
07:15	1.0	7	158	75	2	240	1.0	43	73	3	3	119	1.0	12	22	5	2	39	1.0	12	35	36	1	83	8	481	489
07:30	1.0	3	108	44	2	155	1.0	47	63	2	1	112	1.0	13	29	5	1	47	1.0	21	59	40	7	120	11	434	445
07:45	1.0	18	98	64	4	180	1.0	44	69	5	0	118	1.0	31	24	1	2	56	1.0	6	46	54	5	106	11	460	471
<b>Total</b>		<b>43</b>	<b>498</b>	<b>261</b>	<b>14</b>	<b>802</b>		<b>179</b>	<b>244</b>	<b>17</b>	<b>4</b>	<b>440</b>		<b>72</b>	<b>91</b>	<b>16</b>	<b>5</b>	<b>179</b>		<b>60</b>	<b>171</b>	<b>166</b>	<b>16</b>	<b>397</b>	<b>39</b>	<b>1818</b>	<b>1857</b>
08:00	1.0	12	81	60	1	153	1.0	37	63	9	2	109	1.0	17	13	3	0	33	1.0	18	34	23	2	75	5	370	375
08:15	1.0	6	47	40	5	93	1.0	25	54	7	2	86	1.0	19	22	3	1	44	1.0	25	27	4	4	56	12	279	291
08:30	1.0	0	57	18	0	75	1.0	24	72	2	1	98	1.0	18	30	4	2	52	1.0	6	27	6	0	39	3	264	267
08:45	1.0	3	56	21	1	80	1.0	26	63	1	3	90	1.0	17	35	10	2	62	1.0	8	17	29	9	54	15	286	301
<b>Total</b>		<b>21</b>	<b>241</b>	<b>139</b>	<b>7</b>	<b>401</b>		<b>112</b>	<b>252</b>	<b>19</b>	<b>8</b>	<b>383</b>		<b>71</b>	<b>100</b>	<b>20</b>	<b>5</b>	<b>191</b>		<b>57</b>	<b>105</b>	<b>62</b>	<b>15</b>	<b>224</b>	<b>35</b>	<b>1199</b>	<b>1234</b>
09:00	1.0	7	46	25	3	78	1.0	18	24	5	1	47	1.0	24	21	4	2	49	1.0	12	24	21	5	57	11	231	242
09:15	1.0	6	25	33	2	64	1.0	15	28	14	1	57	1.0	25	39	3	3	67	1.0	11	27	10	3	48	9	236	245
09:30	1.0	3	34	10	1	47	1.0	15	16	7	1	38	1.0	13	21	6	1	40	1.0	12	19	6	1	37	4	162	166
09:45	1.0	7	39	13	1	59	1.0	8	35	2	1	45	1.0	14	13	2	1	29	1.0	15	18	18	5	51	8	184	192
<b>Total</b>		<b>23</b>	<b>144</b>	<b>81</b>	<b>7</b>	<b>248</b>		<b>56</b>	<b>103</b>	<b>28</b>	<b>4</b>	<b>187</b>		<b>76</b>	<b>94</b>	<b>15</b>	<b>7</b>	<b>185</b>		<b>50</b>	<b>88</b>	<b>55</b>	<b>14</b>	<b>193</b>	<b>32</b>	<b>813</b>	<b>845</b>
10:00	1.0	2	45	19	2	66	1.0	14	26	8	0	48	1.0	14	17	7	2	38	1.0	14	22	18	3	54	7	206	213
10:15	1.0	3	23	8	2	34	1.0	11	18	8	2	37	1.0	8	22	7	1	37	1.0	21	25	26	2	72	7	180	187
10:30	1.0	5	31	32	3	68	1.0	6	33	3	0	42	1.0	13	18	1	0	32	1.0	16	19	13	2	48	5	190	195
10:45	1.0	3	26	17	1	46	1.0	7	21	2	0	30	1.0	12	20	7	1	39	1.0	10	12	13	0	35	2	150	152
<b>Total</b>		<b>13</b>	<b>125</b>	<b>76</b>	<b>8</b>	<b>214</b>		<b>38</b>	<b>98</b>	<b>21</b>	<b>2</b>	<b>157</b>		<b>47</b>	<b>77</b>	<b>22</b>	<b>4</b>	<b>146</b>		<b>61</b>	<b>78</b>	<b>70</b>	<b>7</b>	<b>209</b>	<b>21</b>	<b>726</b>	<b>747</b>
11:00	1.0	3	34	7	2	44	1.0	13	23	3	1	39	1.0	19	22	5	0	46	1.0	15	21	9	3	45	6	174	180
11:15	1.0	6	30	9	2	45	1.0	12	24	1	1	37	1.0	14	24	4	2	42	1.0	22	38	10	5	70	10	194	204
11:30	1.0	9	29	15	2	53	1.0	8	20	5	1	33	1.0	24	32	8	0	64	1.0	14	20	10	2	44	5	194	199
11:45	1.0	5	29	12	1	46	1.0	9	21	6	1	36	1.0	15	30	13	0	58	1.0	12	32	6	2	50	4	190	194
<b>Total</b>		<b>23</b>	<b>122</b>	<b>43</b>	<b>7</b>	<b>188</b>		<b>42</b>	<b>88</b>	<b>15</b>	<b>4</b>	<b>145</b>		<b>72</b>	<b>108</b>	<b>30</b>	<b>2</b>	<b>210</b>		<b>63</b>	<b>111</b>	<b>35</b>	<b>12</b>	<b>209</b>	<b>25</b>	<b>752</b>	<b>777</b>
12:00	1.0	9	22	25	1	56	1.0	9	27	2	1	38	1.0	15	29	5	1	49	1.0	11	20	23	1	54	4	197	201
12:15	1.0	6	34	14	1	54	1.0	7	22	6	3	35	1.0	9	35	7	0	51	1.0	27	24	15	1	66	5	206	211
12:30	1.0	6	32	16	4	54	1.0	8	22	4	2	34	1.0	6	30	12	2	48	1.0	32	22	6	3	60	11	196	207
12:45	1.0	4	25	22	1	51	1.0	15	18	4	1	37	1.0	14	20	5	0	39	1.0	8	17	6	0	31	2	158	160
<b>Total</b>		<b>25</b>	<b>113</b>	<b>77</b>	<b>7</b>	<b>215</b>		<b>39</b>	<b>89</b>	<b>16</b>	<b>7</b>	<b>144</b>		<b>44</b>	<b>114</b>	<b>29</b>	<b>3</b>	<b>187</b>		<b>78</b>	<b>83</b>	<b>50</b>	<b>5</b>	<b>211</b>	<b>22</b>	<b>757</b>	<b>779</b>
13:00	1.0	9	22	15	1	46	1.0	2	26	6	2	34	1.0	20	20	9	1	49	1.0	14	25	13	0	52	4	181	185
13:15	1.0	8	22	16	4	46	1.0	10	23	5	0	38	1.0	13	27	9	0	49	1.0	15	19	12	2	46	6	179	185
13:30	1.0	5	29	18	4	52	1.0	12	24	9	0	45	1.0	11	19	5	0	35	1.0	11	27	19	2	57	6	189	195
13:45	1.0	9	24	20	0	53	1.0	7	18	7	2	32	1.0	32	36	9	1	77	1.0	22	31	13	2	66	5	228	233
<b>Total</b>		<b>31</b>	<b>97</b>	<b>69</b>	<b>9</b>	<b>197</b>		<b>31</b>	<b>91</b>	<b>27</b>	<b>4</b>	<b>149</b>		<b>76</b>	<b>102</b>	<b>32</b>	<b>2</b>	<b>210</b>		<b>62</b>	<b>102</b>	<b>57</b>	<b>6</b>	<b>221</b>	<b>21</b>	<b>777</b>	<b>798</b>
14:00	1.0	5	26	21	1	52	1.0	7	19	4	1	30	1.0	28	37	6	1	71	1.0	25	28	11	1	64	4	217	221
14:15	1.0	6	25	12	2	43	1.0	7	18	14	0	39	1.0	12	34	17	0	63	1.0	15	27	8	4	50	6	195	201
14:30	1.0	10	25	23	1	58	1.0	2	38	10	0	50	1.0	16	31	12	0	59	1.0	19	37	14	3	70	4	237	241
14:45	1.0	8	39	14	4	61	1.0	15	33	11	3	59	1.0	14	37	18	0	69	1.0	14	38	17	4	69	11	258	269
<b>Total</b>		<b>29</b>	<b>115</b>	<b>70</b>	<b>8</b>	<b>214</b>		<b>31</b>	<b>108</b>	<b>39</b>	<b>4</b>	<b>178</b>		<b>70</b>	<b>139</b>	<b>53</b>	<b>1</b>	<b>262</b>		<b>73</b>	<b>130</b>	<b>50</b>	<b>12</b>	<b>253</b>	<b>25</b>	<b>907</b>	<b>932</b>
15:00	1.0	13	31	22	2	66	1.0	14	46	4	3	64	1.0	14	50	22	1	86	1.0	35	38	22	2	95	8	311	319
15:15	1.0	7	42	28	1	77	1.0	12	42	9	3	63	1.0	32	67	24	4	123	1.0	44	42	15	3	101	11	364	375
15:30	1.0	8	37	30	4	75																					

**Anoka County Highway Department  
Traffic Engineering  
Traffic Volume and Turning Movement Stud**

Weather: Sunny  
Counter TDC-8  
Counted by: Ryan & Justin

File Name : TMC0004  
Site Code : 00040102  
Start Date : 05/23/2000  
Page No : 2

Groups Printed- 1 - 1 - Unshifted

Start Time	CSAH 49 (Hodgson Rd.) Southbound					CSAH 32 (Ash St.) Westbound					Hodgson Rd. [Ramsey County] Northbound					CSAH 32 (Ash St.) Eastbound					Exclu. Total	Inclu. Total	Int. Total
	Left	Thru	Right	Heavy	App. Total	Left	Thru	Right	Heavy	App. Total	Left	Thru	Right	Heavy	App. Total	Left	Thru	Right	Heavy	App. Total			
Factor	1.0	1.0	1.0	1.0		1.0	1.0	1.0	1.0		1.0	1.0	1.0	1.0		1.0	1.0	1.0	1.0				
17:00	17	27	31	0	75	14	59	21	2	94	20	81	31	4	132	54	56	22	2	132	8	433	441
17:15	14	36	30	3	80	12	75	16	4	103	24	68	44	2	136	56	51	27	1	134	10	453	463
17:30	15	39	19	1	73	18	51	17	5	86	26	72	51	1	149	53	60	28	3	141	10	449	459
17:45	10	35	33	0	78	22	56	25	2	103	36	59	49	0	144	60	53	31	0	144	2	469	471
Total	56	137	113	4	306	66	241	79	13	386	106	280	175	7	561	223	220	108	6	551	30	1804	1834
18:00	14	37	29	1	80	21	42	18	1	81	33	74	53	1	160	49	67	24	0	140	3	461	464
18:15	19	57	21	0	97	17	30	18	1	65	30	72	33	0	135	61	54	24	0	139	1	436	437
18:30	7	33	41	0	81	4	30	13	2	47	20	58	22	0	100	47	60	26	1	133	3	361	364
18:45	11	25	8	0	44	17	36	4	0	57	21	51	15	0	87	36	45	30	0	111	0	299	299
Total	51	152	99	1	302	59	138	53	4	250	104	255	123	1	482	193	226	104	1	523	7	1557	1564
19:00	15	25	21	0	61	13	27	18	1	58	20	32	17	2	69	17	48	16	0	81	3	269	272
19:15	4	22	17	0	43	10	32	8	0	50	9	40	10	0	59	46	42	15	3	103	3	255	258
19:30	6	21	25	1	52	9	23	5	0	37	21	34	18	1	73	35	33	20	0	88	2	250	252
19:45	9	23	21	0	53	12	14	8	1	34	36	30	6	0	72	21	27	24	0	72	1	231	232
Total	34	91	84	1	209	44	96	39	2	179	86	136	51	3	273	119	150	75	3	344	9	1005	1014
20:00	6	22	18	0	46	10	26	7	1	43	29	37	10	0	76	20	24	12	0	56	1	221	222
20:15	6	25	17	0	48	5	29	6	0	40	22	41	13	0	76	24	29	12	0	65	0	229	229
20:30	7	14	14	0	35	9	30	4	0	43	15	26	10	0	51	17	28	9	0	54	0	183	183
20:45	2	29	14	0	45	6	16	6	0	28	13	42	11	0	66	29	30	13	1	72	1	211	212
Total	21	90	63	0	174	30	101	23	1	154	79	146	44	0	269	90	111	46	1	247	2	844	846
21:00	6	14	17	0	37	3	27	7	0	37	20	24	15	0	59	30	23	14	0	67	0	200	200
21:15	4	12	16	0	32	8	23	8	0	39	16	28	6	0	50	21	22	18	0	61	0	182	182
21:30	4	9	20	0	33	5	20	6	0	31	10	31	10	0	51	24	24	12	0	60	0	175	175
21:45	1	10	7	0	18	4	23	3	0	30	7	20	7	0	34	10	20	5	0	35	0	117	117
Total	15	45	60	0	120	20	93	24	0	137	53	103	38	0	194	85	89	49	0	223	0	674	674
Grand Total	487	266	168	98	4828	973	236	498	79	3839	116	236	910	56	4435	161	217	111	126	4907	359	18009	18368
Approch %	10.1	55.1	34.8			25.3	61.7	13.0			26.2	53.3	20.5			33.0	44.4	22.7					
Total %	2.7	14.8	9.3		26.8	5.4	13.1	2.8		21.3	6.4	13.1	5.1		24.6	9.0	12.1	6.2		27.2	2.0	98.0	

or Street Approaches:

Northbound:

Hodgson Rd. [Ramsey County]

Data File: C:\Program Files\JAMAR\PETRA\Data Files\TMC0004.war  
 Count Type: IMC. Channel: 0. Count Date: 5/23/ 0  
 Number of Lanes: 2  
 Approach Speed: 50  
 Total Approach Traffic: 4435

Southbound:

CSAH 49 (Hodgson Rd.)

Data File: C:\Program Files\JAMAR\PETRA\Data Files\TMC0004.war  
 Count Type: IMC. Channel: 0. Count Date: 5/23/ 0  
 Number of Lanes: 2  
 Approach Speed: 50  
 Total Approach Traffic: 4828

Minor Street Approaches:

Eastbound:

CSAH 32 (Ash St.)

Data File: C:\Program Files\JAMAR\PETRA\Data Files\TMC0004.war  
 Count Type: IMC. Channel: 0. Count Date: 5/23/ 0  
 Number of Lanes: 2  
 Approach Speed: 35  
 Total Approach Traffic: 4907

Westbound:

SAH 32 (Ash St.)

Data File: C:\Program Files\JAMAR\PETRA\Data Files\TMC0004.war  
 Count Type: IMC. Channel: 0. Count Date: 5/23/ 0  
 Number of Lanes: 2  
 Approach Speed: 35  
 Total Approach Traffic: 3839

Analysis of 8-Hour Volume Warrants (Criteria refers to high volume side street for that hour):

Hour	Main	Side			Warrant 1		Warrant 2		Warrant 8	
Begin	(Total)	Vol.	Dir.	Rank	Meets?	Criteria	Meets?	Criteria	Meets?	Criteria
0	0	0	W	17		140		70		112
1	0	0	W	18		140		70		112
2	0	0	W	19		140		70		112
3	0	0	W	20		140		70		112
4	0	0	W	21		140		70		112
5	0	0	W	22		140		70		112
6	755	357	W	7	--BOTH--	140	--BOTH--	70	--BOTH--	112
7	981	440	W	4	--BOTH--	140	--BOTH--	70	--BOTH--	112
8	592	383	W	6	--BOTH--	140	SIDE	70	--BOTH--	112
9	433	193	E	16	--BOTH--	140	SIDE	70	SIDE	112
10	360	209	E	14	SIDE	140	SIDE	70	SIDE	112
11	398	209	E	15	SIDE	140	SIDE	70	SIDE	112
12	402	211	E	13	SIDE	140	SIDE	70	SIDE	112
13	407	221	E	12	SIDE	140	SIDE	70	SIDE	112
14	476	253	E	9	--BOTH--	140	SIDE	70	SIDE	112
15	751	420	E	5	--BOTH--	140	--BOTH--	70	--BOTH--	112
16	818	478	E	3	--BOTH--	140	--BOTH--	70	--BOTH--	112
17	867	551	E	1	--BOTH--	140	--BOTH--	70	--BOTH--	112
18	784	523	E	2	--BOTH--	140	--BOTH--	70	--BOTH--	112
19	482	344	E	8	--BOTH--	140	SIDE	70	SIDE	112
20	443	247	E	10	--BOTH--	140	SIDE	70	SIDE	112
21	314	223	E	11	SIDE	140	SIDE	70	SIDE	112
22	0	0	W	23		140		70		112
23	0	0	W	24		140		70		112

Warrant Study Data File: E:\2000CO\1\TMC0004.WAR; Time of Report: 11/20/2000; 15:18:57

## Warrant Summary:

Rural values apply.

## Warrant 1 - Minimum Vehicular Volumes

SATISFIED for 11 hours. Criteria--Main St.: 420; Side St.: See Volume Summary.

## Warrant 2 - Interruption of Continuous Traffic

NOT SATISFIED. Required values reached for 6 hours. Criteria--Main St.: 630; Side St.: See Volume Summary.

## Warrant 3 - Minimum Pedestrian Volumes

NOT SATISFIED. 8th-High Hour--Pedestrians: 16; Vehicles: 476. Criteria--Pedestrians: 105; Vehicles: 420.

## Warrant 4 - School Crossing

NOT APPLICABLE. Gap data has not been defined.

## Warrant 5 - Progressive Movement

NOT SATISFIED. Adjacent signals closer than 1000 feet and/or not part of coordinated system.

## Warrant 6 - Accident Experience

NOT SATISFIED. 0 correctable accidents is fewer than required 5.

Correctable Accidents: 0; Right Angle Accidents: 0; Left Turn Accidents: 0; Other Accidents: 0.

## Warrant 7 - Systems Warrant

NOT SATISFIED. At least one street has no major approaches. Peak hour total entering volume: 1818.

- Approaches which are part of the principal through traffic roadway network.
- Approaches which connect areas of principal traffic generation.
- Approaches which include rural or suburban highways outside, entering or traversing a city.
- Approaches which have surface street freeway or expressway ramp terminals.
- Approaches which appear as a major route in an official transportation plan.

## Warrant 8 - Combination of Warrants

NOT SATISFIED. Required values reached for 7 hours. Criteria--Main: 504; Side: See Volume Summary.

## Warrant 9 - Four Hour Volumes

SATISFIED for 9 hours.

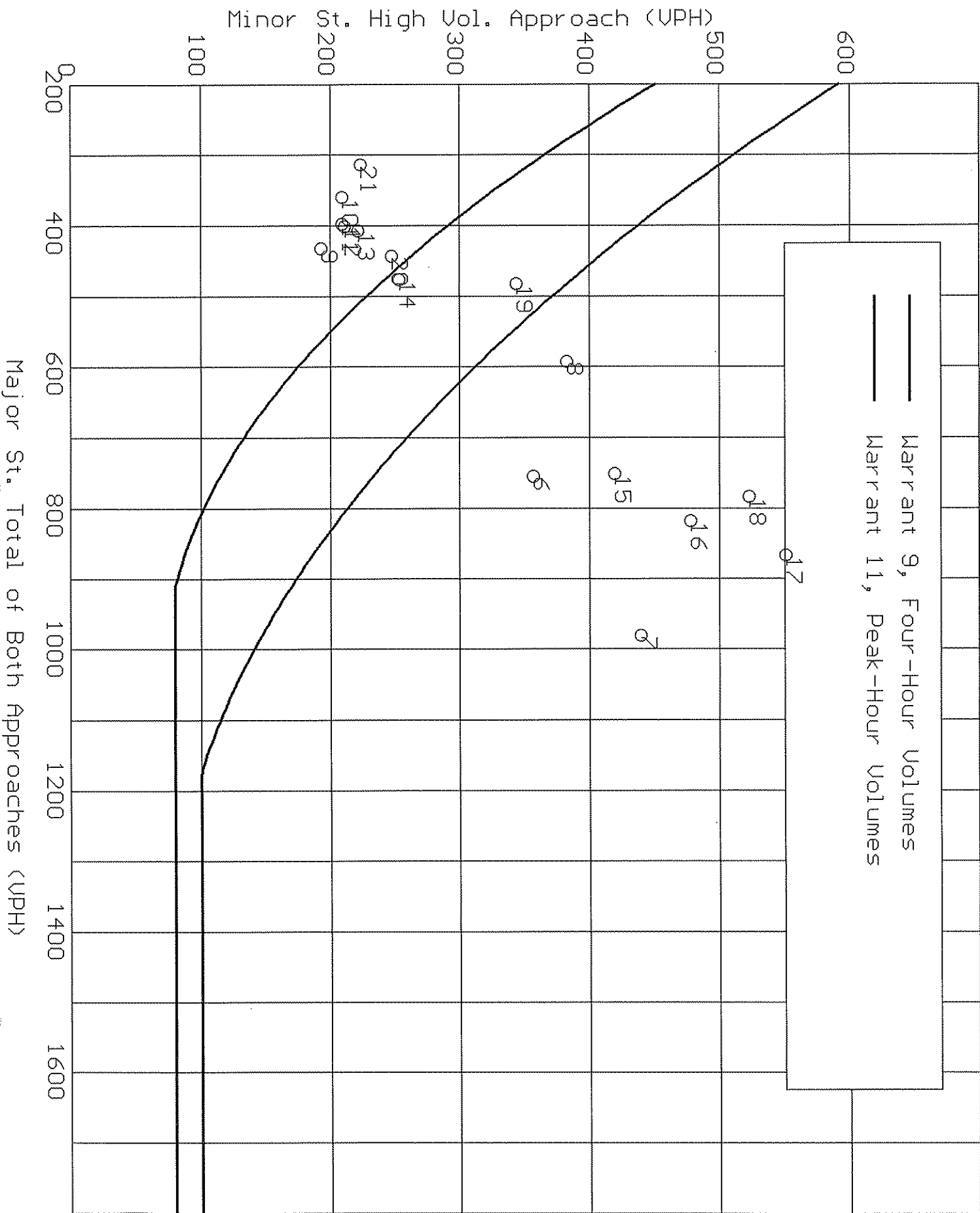
## Warrant 10 - Peak Hour Delay


NOT APPLICABLE. Volume requirements satisfied, but side street peak hour delay not defined.

Criteria--Main St.: 800 (4 approaches), 650 (3 approaches); Side St.: 150.

## Warrant 11 - Peak Hour Volume

SATISFIED for 7 hours.





**NORTH**

APP. #1=NB Hodgson Rd.  
[Ramsey County]

APP. #2 =EB CSAH 32  
(Ash St.)

APP. #3=SB CSAH 49  
(Hodgson Rd.)

APP. #4=WB CSAH 32  
(Ash St.)

**COUNT LOCATION:**

CSAH 32 (Ash St.) @  
CSAH 49 (Hodgson Rd.)

**DATE:**

2/23/00

APP. #2


APP. #1

APP. #3

APP. #4

- HEAVY VEHICLE- ANY VEHICLE HAVING MORE THAN FOUR TIRES TOUCHING THE PAVEMENT
- A. TRUCKS- A HEAVY VEHICLE INVOLVED PRIMARILY IN THE TRANSPORT OF GOODS OR IN THE DELIVERY OF A SERVICE.
- B. RV- A HEAVY VEHICLE OPERATED BY A PRIVATE MOTORIST AND INVOLVED IN THE TRANSPORT OF RECREATIONAL EQUIPMENT OR FACILITIES.
- C. BUSES- A HEAVY VEHICLE INVOLVED IN THE TRANSPORTATION OF GROUPS OF PEOPLE.

TIME	PEDESTRIANS					HEAVY VEHICLES		
	APP. #1	APP. #2	APP. #3	APP. #4	15 MIN TOT	TRUCKS	RV	BUS
6:00-6:15AM						3		
6:15-6:30						4		
6:30-6:45						5		3
6:45-7:00						17		
<b>HOURLY TOTAL</b>						<b>HOURLY TOTAL</b>		<b>32</b>
7:00-7:15						2		7
7:15-7:30						4		4
7:30-7:45						6		4
7:45-8:00						6		5
<b>HOURLY TOTAL</b>						<b>HOURLY TOTAL</b>		<b>38</b>
8:00-8:15						4		1
8:15-8:30						7		5
8:30-8:45						2		1
8:45-9:00						9		5
<b>HOURLY TOTAL</b>						<b>HOURLY TOTAL</b>		<b>34</b>
9:00-9:15						9		2
9:15-9:30						8		1
9:30-9:45						2		2
9:45-10:00						10		
<b>HOURLY TOTAL</b>						<b>HOURLY TOTAL</b>		<b>34</b>
10:00-10:15						6		1
10:15-10:30						5		2
10:30-10:45						5		
10:45-11:00						2		
<b>HOURLY TOTAL</b>						<b>HOURLY TOTAL</b>		<b>21</b>
11:00-11:15						6		
11:15-11:30						6		3
11:30-11:45						5		
11:45-12:00						3		1
<b>HOURLY TOTAL</b>						<b>HOURLY TOTAL</b>		<b>24</b>
12:00-12:15						3	1	
12:15-12:30						5		
12:30-12:45						7		4
12:45-1:00						1		1
<b>HOURLY TOTAL</b>						<b>HOURLY TOTAL</b>		<b>22</b>
1:00-1:15						3		1
1:15-1:30						5		1
1:30-1:45						5		2
1:45-2:00						5		
<b>HOURLY TOTAL</b>						<b>HOURLY TOTAL</b>		<b>22</b>



**NORTH**

APP. #1=NB Hodgson Rd.  
[Ramsey County]

APP. #2 =EB CSAH 32  
(Ash St.)

APP. #3=SB CSAH 49  
(Hodgson Rd.)

APP. #4=WB CSAH 32  
(Ash St.)

**COUNT LOCATION:**

CSAH 32 (Ash St.) @  
CSAH 49 (Hodgson Rd.)

**DATE:**

2/23/00

APP. #2

APP. #1

APP. #3

APP. #4

HEAVY VEHICLE- ANY VEHICLE HAVING MORE THAN FOUR TIRES TOUCHING THE PAVEMENT

A. TRUCKS- A HEAVY VEHICLE INVOLVED PRIMARILY IN THE TRANSPORT OF GOODS OR IN THE DELIVERY OF A SERVICE.

B. RV- A HEAVY VEHICLE OPERATED BY A PRIVATE MOTORIST AND INVOLVED IN THE TRANSPORT OF RECREATIONAL EQUIPMENT OR FACILITIES.

C. BUSES- A HEAVY VEHICLE INVOLVED IN THE TRANSPORTATION OF GROUPS OF PEOPLE.

TIME	PEDESTRIANS					HEAVY VEHICLES		
	APP. #1	APP. #2	APP. #3	APP. #4	15 MIN TOT	TRUCKS	RV	BUS
2:00-2:15PM								
2:15-2:30						5		
2:30-2:45								4
2:45-3:00						5		6
<b>HOURLY TOTAL</b>						<b>HOURLY TOTAL</b>		<b>20</b>
3:00-3:15						5		3
3:15-3:30						6		5
3:30-3:45						5		2
3:45-4:00						3		4
<b>HOURLY TOTAL</b>						<b>HOURLY TOTAL</b>		<b>33</b>
4:00-4:15						6		9
4:15-4:30						3		2
4:30-4:45						1		
4:45-5:00						4		1
<b>HOURLY TOTAL</b>						<b>HOURLY TOTAL</b>		<b>26</b>
5:00-5:15						8		
5:15-5:30						10		
5:30-5:45						9		1
5:45-6:00						2		
<b>HOURLY TOTAL</b>						<b>HOURLY TOTAL</b>		<b>30</b>
6:00-6:15						3		
6:15-6:30						1		
6:30-6:45						1		2
6:45-7:00								
<b>HOURLY TOTAL</b>						<b>HOURLY TOTAL</b>		<b>7</b>
7:00-7:15						1		2
7:15-7:30						3		
7:30-7:45						2		
7:45-8:00						1		
<b>HOURLY TOTAL</b>						<b>HOURLY TOTAL</b>		<b>9</b>
8:00-8:15								1
8:15-8:30								
8:30-8:45								1
8:45-9:00								
<b>HOURLY TOTAL</b>						<b>HOURLY TOTAL</b>		<b>2</b>
9:00-9:15								
9:15-9:30								
9:30-9:45								
9:45-10:00								
<b>HOURLY TOTAL</b>						<b>HOURLY TOTAL</b>		