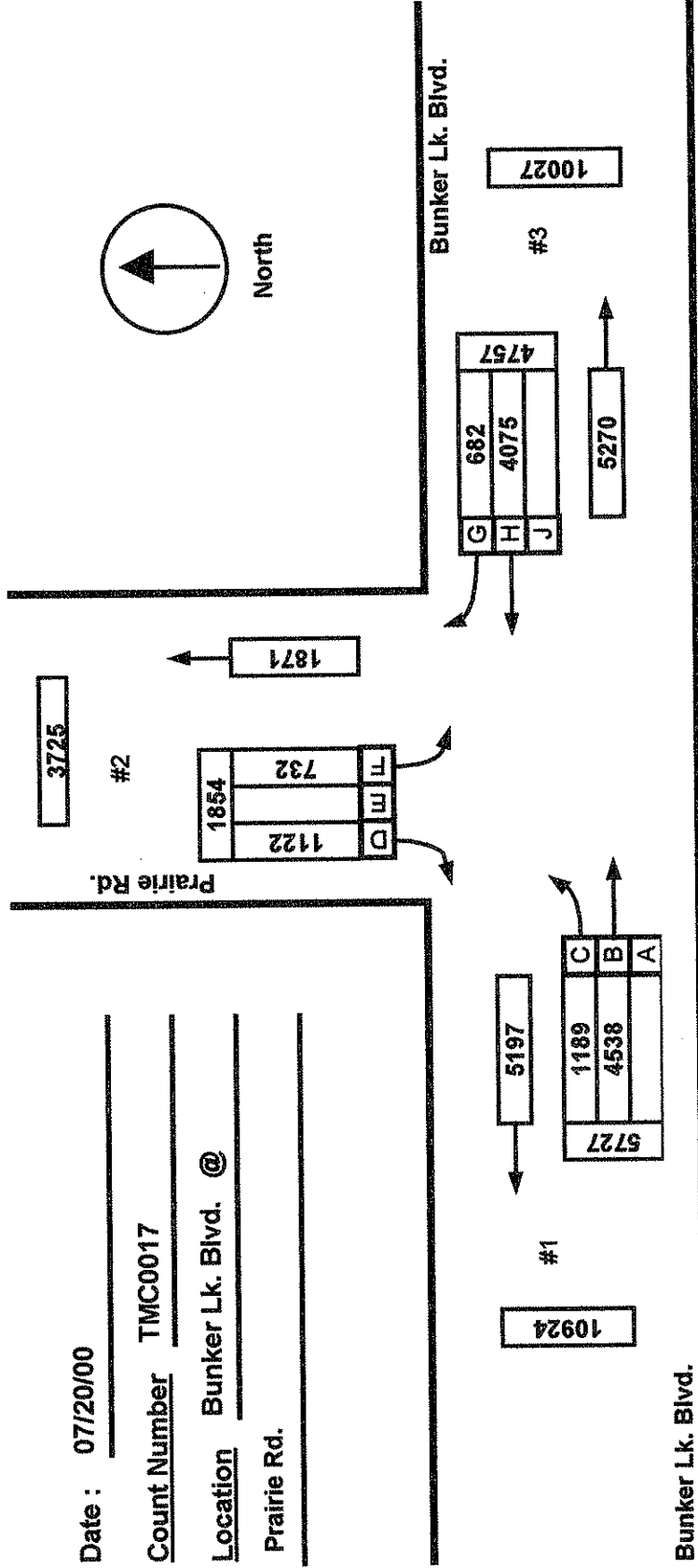


Date : 07/20/00

Count Number TMC0017

Location Bunker Lk. Blvd. @

Prairie Rd.



| | LANES OF APPROACH | | | TOTAL |
|----|-------------------|----------------|------------|-------|
| | RIGHT TURN LANE | LEFT TURN LANE | THRU LANES | |
| #1 | 0 | 0 | 2 | 2 |
| #2 | 1 | 1 | 0 | 2 |
| #3 | 1 | 0 | 1 | 2 |

Anoka County Highway Department
 Traffic Volume and Turning Movement Study

Anoka County Highway Department

Traffic Engineering

Traffic Volume and Turning Movement Study

Weather: Partly Cloudy

Inter TDC-8

Counted by: Ryan & Justin

File Name : TMC0017

Site Code : 00170101

Start Date : 07/20/2000

Page No : 1

Groups Printed- 1 - 1 - Unshifted

| Start Time | Prieirie Rd. Southbound | | | | | Bunker Lk. Blvd. Westbound | | | | | Northbound | | | | | Bunker Lk. Blvd. Eastbound | | | | | Exclu. Total | Inclu. Total | Int. Total |
|------------|----------------------------|------|-------|-------|------------|-------------------------------|------|-------|-------|------------|------------|------|-------|-------|------------|-------------------------------|------|-------|-------|------------|--------------|--------------|------------|
| | Left | Thru | Right | Heavy | App. Total | Left | Thru | Right | Heavy | App. Total | Left | Thru | Right | Heavy | App. Total | Left | Thru | Right | Heavy | App. Total | | | |
| Factor | 1.0 | 1.0 | 1.0 | 1.0 | | 1.0 | 1.0 | 1.0 | 1.0 | | 1.0 | 1.0 | 1.0 | 1.0 | | 1.0 | 1.0 | 1.0 | 1.0 | | | | |
| 06:00 | 13 | 0 | 27 | 0 | 40 | 0 | 29 | 0 | 0 | 29 | 0 | 0 | 0 | 0 | 0 | 1 | 30 | 0 | 0 | 31 | 0 | 100 | 100 |
| 06:15 | 15 | 0 | 32 | 0 | 47 | 0 | 28 | 1 | 0 | 29 | 0 | 0 | 0 | 0 | 0 | 3 | 46 | 0 | 0 | 49 | 0 | 125 | 125 |
| 06:30 | 24 | 0 | 33 | 0 | 57 | 0 | 34 | 4 | 0 | 38 | 0 | 0 | 0 | 0 | 0 | 5 | 68 | 0 | 0 | 73 | 0 | 168 | 168 |
| 06:45 | 17 | 0 | 37 | 0 | 54 | 0 | 68 | 4 | 0 | 72 | 0 | 0 | 0 | 0 | 0 | 5 | 68 | 0 | 2 | 73 | 2 | 199 | 201 |
| Total | 69 | 0 | 129 | 0 | 198 | 0 | 159 | 9 | 0 | 168 | 0 | 0 | 0 | 0 | 0 | 14 | 212 | 0 | 2 | 226 | 2 | 592 | 594 |
| 07:00 | 19 | 0 | 26 | 0 | 45 | 0 | 58 | 3 | 0 | 61 | 0 | 0 | 0 | 0 | 0 | 8 | 74 | 0 | 1 | 82 | 1 | 188 | 189 |
| 07:15 | 33 | 0 | 27 | 0 | 60 | 0 | 31 | 3 | 0 | 34 | 0 | 0 | 0 | 0 | 0 | 18 | 82 | 0 | 2 | 100 | 2 | 194 | 196 |
| 07:30 | 28 | 0 | 17 | 0 | 45 | 0 | 71 | 9 | 1 | 80 | 0 | 0 | 0 | 0 | 0 | 14 | 75 | 0 | 1 | 89 | 2 | 214 | 216 |
| 07:45 | 20 | 0 | 41 | 0 | 61 | 0 | 67 | 0 | 1 | 67 | 0 | 0 | 0 | 0 | 0 | 11 | 85 | 0 | 2 | 96 | 3 | 224 | 227 |
| Total | 100 | 0 | 111 | 0 | 211 | 0 | 227 | 15 | 2 | 242 | 0 | 0 | 0 | 0 | 0 | 51 | 316 | 0 | 6 | 367 | 8 | 820 | 828 |
| 08:00 | 20 | 0 | 29 | 0 | 49 | 0 | 68 | 2 | 2 | 70 | 0 | 0 | 0 | 0 | 0 | 8 | 90 | 0 | 1 | 98 | 3 | 217 | 220 |
| 08:15 | 18 | 0 | 18 | 0 | 36 | 0 | 58 | 3 | 0 | 61 | 0 | 0 | 0 | 0 | 0 | 7 | 58 | 0 | 1 | 65 | 1 | 162 | 163 |
| 08:30 | 15 | 0 | 18 | 0 | 33 | 0 | 51 | 4 | 0 | 55 | 0 | 0 | 0 | 0 | 0 | 6 | 79 | 0 | 1 | 85 | 1 | 173 | 174 |
| 08:45 | 19 | 0 | 20 | 0 | 39 | 0 | 55 | 3 | 1 | 58 | 0 | 0 | 0 | 0 | 0 | 5 | 75 | 0 | 1 | 80 | 2 | 177 | 179 |
| Total | 72 | 0 | 85 | 0 | 157 | 0 | 232 | 12 | 3 | 244 | 0 | 0 | 0 | 0 | 0 | 26 | 302 | 0 | 4 | 328 | 7 | 729 | 736 |
| 09:00 | 8 | 0 | 20 | 0 | 28 | 0 | 70 | 6 | 0 | 76 | 0 | 0 | 0 | 0 | 0 | 9 | 57 | 0 | 0 | 66 | 0 | 170 | 170 |
| 09:15 | 11 | 0 | 18 | 0 | 29 | 0 | 53 | 7 | 1 | 60 | 0 | 0 | 0 | 0 | 0 | 5 | 65 | 0 | 2 | 70 | 3 | 159 | 162 |
| 09:30 | 5 | 0 | 18 | 0 | 23 | 0 | 75 | 4 | 1 | 79 | 0 | 0 | 0 | 0 | 0 | 2 | 42 | 0 | 0 | 44 | 1 | 146 | 147 |
| 09:45 | 5 | 0 | 14 | 0 | 19 | 0 | 53 | 1 | 0 | 54 | 0 | 0 | 0 | 0 | 0 | 11 | 75 | 0 | 1 | 86 | 1 | 159 | 160 |
| Total | 29 | 0 | 70 | 0 | 99 | 0 | 251 | 18 | 2 | 269 | 0 | 0 | 0 | 0 | 0 | 27 | 239 | 0 | 3 | 266 | 5 | 634 | 639 |
| 10:00 | 9 | 0 | 16 | 0 | 25 | 0 | 47 | 7 | 1 | 54 | 0 | 0 | 0 | 0 | 0 | 5 | 54 | 0 | 0 | 59 | 1 | 138 | 139 |
| 10:15 | 12 | 0 | 19 | 0 | 31 | 0 | 38 | 6 | 1 | 44 | 0 | 0 | 0 | 0 | 0 | 8 | 74 | 0 | 2 | 82 | 3 | 157 | 160 |
| 10:30 | 8 | 0 | 16 | 0 | 24 | 0 | 63 | 6 | 0 | 69 | 0 | 0 | 0 | 0 | 0 | 8 | 63 | 0 | 2 | 71 | 2 | 164 | 166 |
| 10:45 | 11 | 0 | 14 | 0 | 25 | 0 | 50 | 5 | 0 | 55 | 0 | 0 | 0 | 0 | 0 | 9 | 63 | 0 | 0 | 72 | 0 | 152 | 152 |
| Total | 40 | 0 | 65 | 0 | 105 | 0 | 198 | 24 | 2 | 222 | 0 | 0 | 0 | 0 | 0 | 30 | 254 | 0 | 4 | 284 | 6 | 611 | 617 |
| 11:00 | 9 | 0 | 17 | 0 | 26 | 0 | 51 | 10 | 2 | 61 | 0 | 0 | 0 | 0 | 0 | 9 | 67 | 0 | 1 | 76 | 3 | 163 | 166 |
| 11:15 | 10 | 0 | 13 | 0 | 23 | 0 | 51 | 9 | 1 | 60 | 0 | 0 | 0 | 0 | 0 | 5 | 72 | 0 | 0 | 77 | 1 | 160 | 161 |
| 11:30 | 12 | 0 | 16 | 0 | 28 | 0 | 54 | 7 | 2 | 61 | 0 | 0 | 0 | 0 | 0 | 25 | 79 | 0 | 0 | 104 | 2 | 193 | 195 |
| 11:45 | 4 | 0 | 19 | 0 | 23 | 0 | 69 | 8 | 0 | 77 | 0 | 0 | 0 | 0 | 0 | 10 | 68 | 0 | 1 | 78 | 1 | 178 | 179 |
| Total | 35 | 0 | 65 | 0 | 100 | 0 | 225 | 34 | 5 | 259 | 0 | 0 | 0 | 0 | 0 | 49 | 286 | 0 | 2 | 335 | 7 | 694 | 701 |
| 12:00 | 16 | 0 | 26 | 0 | 42 | 0 | 79 | 12 | 0 | 91 | 0 | 0 | 0 | 0 | 0 | 15 | 76 | 0 | 1 | 91 | 1 | 224 | 225 |
| 12:15 | 8 | 0 | 13 | 0 | 21 | 0 | 60 | 8 | 0 | 68 | 0 | 0 | 0 | 0 | 0 | 18 | 89 | 0 | 2 | 107 | 2 | 196 | 198 |
| 12:30 | 8 | 0 | 14 | 0 | 22 | 0 | 64 | 7 | 1 | 71 | 0 | 0 | 0 | 0 | 0 | 27 | 92 | 0 | 0 | 119 | 1 | 212 | 213 |
| 12:45 | 10 | 0 | 12 | 0 | 22 | 0 | 59 | 14 | 0 | 73 | 0 | 0 | 0 | 0 | 0 | 14 | 84 | 0 | 1 | 98 | 1 | 193 | 194 |
| Total | 42 | 0 | 65 | 0 | 107 | 0 | 262 | 41 | 1 | 303 | 0 | 0 | 0 | 0 | 0 | 74 | 341 | 0 | 4 | 415 | 5 | 825 | 830 |
| 13:00 | 23 | 0 | 18 | 0 | 41 | 0 | 72 | 12 | 4 | 84 | 0 | 0 | 0 | 0 | 0 | 14 | 71 | 0 | 0 | 85 | 4 | 210 | 214 |
| 13:15 | 17 | 0 | 22 | 0 | 39 | 0 | 52 | 10 | 3 | 62 | 0 | 0 | 0 | 0 | 0 | 12 | 63 | 0 | 2 | 75 | 5 | 176 | 181 |
| 13:30 | 8 | 0 | 16 | 0 | 24 | 0 | 69 | 7 | 0 | 76 | 0 | 0 | 0 | 0 | 0 | 22 | 81 | 0 | 0 | 103 | 0 | 203 | 203 |
| 13:45 | 14 | 0 | 17 | 0 | 31 | 0 | 61 | 5 | 0 | 66 | 0 | 0 | 0 | 0 | 0 | 9 | 73 | 0 | 0 | 82 | 0 | 179 | 179 |
| Total | 62 | 0 | 73 | 0 | 135 | 0 | 254 | 34 | 7 | 288 | 0 | 0 | 0 | 0 | 0 | 57 | 288 | 0 | 2 | 345 | 9 | 768 | 777 |
| 14:00 | 6 | 0 | 13 | 0 | 19 | 0 | 56 | 10 | 2 | 66 | 0 | 0 | 0 | 0 | 0 | 15 | 51 | 0 | 0 | 66 | 2 | 151 | 153 |
| 14:15 | 6 | 0 | 16 | 0 | 22 | 0 | 62 | 7 | 0 | 69 | 0 | 0 | 0 | 0 | 0 | 18 | 58 | 0 | 1 | 76 | 1 | 167 | 168 |
| 14:30 | 8 | 0 | 17 | 0 | 25 | 0 | 73 | 6 | 0 | 79 | 0 | 0 | 0 | 0 | 0 | 14 | 60 | 0 | 1 | 74 | 1 | 178 | 179 |
| 14:45 | 5 | 0 | 14 | 0 | 19 | 0 | 64 | 20 | 1 | 84 | 0 | 0 | 0 | 0 | 0 | 16 | 68 | 0 | 0 | 84 | 1 | 187 | 188 |
| Total | 25 | 0 | 60 | 0 | 85 | 0 | 255 | 43 | 3 | 298 | 0 | 0 | 0 | 0 | 0 | 63 | 237 | 0 | 2 | 300 | 5 | 683 | 688 |
| 15:00 | 3 | 0 | 6 | 0 | 9 | 0 | 54 | 6 | 0 | 60 | 0 | 0 | 0 | 0 | 0 | 20 | 80 | 0 | 0 | 100 | 0 | 169 | 169 |
| 15:15 | 5 | 0 | 23 | 0 | 28 | 0 | 67 | 15 | 0 | 82 | 0 | 0 | 0 | 0 | 0 | 15 | 81 | 0 | 0 | 96 | 0 | 206 | 206 |
| 15:30 | 10 | 0 | 22 | 0 | 32 | 0 | 58 | 11 | 1 | 69 | 0 | 0 | 0 | 0 | 0 | 24 | 78 | 0 | 1 | 102 | 2 | 203 | 205 |
| 15:45 | 5 | 0 | 24 | 0 | 29 | 0 | 75 | 8 | 1 | 83 | 0 | 0 | 0 | 0 | 0 | 26 | 90 | 0 | 1 | 116 | 2 | 228 | 230 |
| Total | 23 | 0 | 75 | 0 | 98 | 0 | 254 | 40 | 2 | 294 | 0 | 0 | 0 | 0 | 0 | 85 | 329 | 0 | 2 | 414 | 4 | 806 | 810 |
| 16:00 | 10 | 0 | 12 | 0 | 22 | 0 | 59 | 17 | 0 | 76 | 0 | 0 | 0 | 0 | 0 | 39 | 86 | 0 | 0 | 125 | 0 | 223 | 223 |
| 16:15 | 9 | 0 | 8 | 0 | 17 | 0 | 77 | 10 | 0 | 87 | 0 | 0 | 0 | 0 | 0 | 31 | 84 | 0 | 0 | 115 | 0 | 219 | 219 |
| 16:30 | 10 | 0 | 6 | 0 | 16 | 0 | 89 | 16 | 1 | 105 | 0 | 0 | 0 | 0 | 0 | 46 | 111 | 0 | 0 | 157 | 1 | 278 | 279 |
| 16:45 | 12 | 0 | 26 | 0 | 38 | 0 | 98 | 25 | 0 | 123 | 0 | 0 | 0 | 0 | 0 | 48 | 114 | 0 | 0 | 162 | 0 | 323 | 323 |
| Total | 41 | 0 | 52 | 0 | 93 | 0 | 323 | 68 | 1 | 391 | 0 | 0 | 0 | 0 | 0 | 164 | 395 | 0 | 0 | 559 | 1 | 1043 | 1044 |
| 17:00 | 6 | 0 | 9 | 0 | 15 | 0 | 94 | 23 | 0 | 117 | 0 | 0 | 0 | 0 | 0 | 43 | 100 | 0 | 1 | 143 | 1 | 275 | 276 |
| 17:15 | 9 | 0 | 22 | 0 | 31 | 0 | 94 | 20 | 0 | 114 | 0 | 0 | 0 | 0 | 0 | 50 | 102 | 0 | 0 | 152 | 0 | 297 | 297 |
| 17:30 | 7 | 0 | 15 | 0 | 22 | 0 | 58 | 24 | 0 | 82 | 0 | 0 | 0 | 0 | 0 | 28 | 94 | 0 | 0 | 122 | 0 | 226 | 226 |
| 17:45 | 14 | 0 | 12 | 0 | 26 | 0 | 99 | 26 | 0 | 125 | 0 | 0 | 0 | 0 | 0 | 40 | 93 | 0 | 0 | 133 | 0 | 284 | 284 |
| Total | 36 | 0 | 58 | 0 | 94 | 0 | 345 | 93 | 0 | 438 | 0 | 0 | 0 | 0 | 0 | 161 | 389 | 0 | 1 | 550 | 1 | 1082 | 1083 |

| | | | | | | | | | | | | | | | | | | | | | | | |
|-------------|------|-----|------|---|------|-----|------|------|----|------|-----|-----|-----|---|-----|------|------|-----|----|------|-----|-------|-------|
| 18:00 | 8 | 0 | 16 | 0 | 24 | 0 | 87 | 20 | 0 | 107 | 0 | 0 | 0 | 0 | 0 | 40 | 91 | 0 | 0 | 131 | 0 | 262 | 262 |
| 18:15 | 7 | 0 | 18 | 0 | 25 | 0 | 82 | 17 | 1 | 99 | 0 | 0 | 0 | 0 | 0 | 25 | 74 | 0 | 0 | 99 | 1 | 223 | 224 |
| 18:30 | 5 | 0 | 15 | 0 | 20 | 0 | 100 | 18 | 0 | 118 | 0 | 0 | 0 | 0 | 0 | 37 | 75 | 0 | 0 | 112 | 0 | 250 | 250 |
| 18:45 | 9 | 0 | 13 | 0 | 22 | 0 | 77 | 15 | 0 | 92 | 0 | 0 | 0 | 0 | 0 | 28 | 79 | 0 | 0 | 107 | 0 | 221 | 221 |
| Total | 29 | 0 | 62 | 0 | 91 | 0 | 346 | 70 | 1 | 416 | 0 | 0 | 0 | 0 | 0 | 130 | 319 | 0 | 0 | 449 | 1 | 956 | 957 |
| 19:00 | 20 | 0 | 23 | 0 | 43 | 0 | 85 | 11 | 0 | 96 | 0 | 0 | 0 | 0 | 0 | 32 | 68 | 0 | 0 | 100 | 0 | 239 | 239 |
| 19:15 | 14 | 0 | 24 | 0 | 38 | 0 | 80 | 18 | 0 | 98 | 0 | 0 | 0 | 0 | 0 | 19 | 72 | 0 | 0 | 91 | 0 | 227 | 227 |
| 19:30 | 11 | 0 | 10 | 0 | 21 | 0 | 62 | 10 | 0 | 72 | 0 | 0 | 0 | 0 | 0 | 21 | 75 | 0 | 0 | 96 | 0 | 189 | 189 |
| 19:45 | 18 | 0 | 14 | 0 | 32 | 0 | 46 | 24 | 0 | 70 | 0 | 0 | 0 | 0 | 0 | 25 | 32 | 0 | 0 | 57 | 0 | 159 | 159 |
| Total | 63 | 0 | 71 | 0 | 134 | 0 | 273 | 63 | 0 | 336 | 0 | 0 | 0 | 0 | 0 | 97 | 247 | 0 | 0 | 344 | 0 | 814 | 814 |
| 20:00 | 13 | 0 | 10 | 0 | 23 | 0 | 67 | 15 | 0 | 82 | 0 | 0 | 0 | 0 | 0 | 16 | 55 | 0 | 0 | 71 | 0 | 176 | 176 |
| 20:15 | 16 | 0 | 8 | 0 | 24 | 0 | 46 | 13 | 0 | 59 | 0 | 0 | 0 | 0 | 0 | 24 | 53 | 0 | 0 | 77 | 0 | 160 | 160 |
| 20:30 | 5 | 0 | 9 | 0 | 14 | 0 | 72 | 16 | 0 | 88 | 0 | 0 | 0 | 0 | 0 | 21 | 50 | 0 | 0 | 71 | 0 | 173 | 173 |
| 20:45 | 4 | 0 | 12 | 0 | 16 | 0 | 78 | 15 | 0 | 93 | 0 | 0 | 0 | 0 | 0 | 21 | 41 | 0 | 0 | 62 | 0 | 171 | 171 |
| Total | 38 | 0 | 39 | 0 | 77 | 0 | 263 | 59 | 0 | 322 | 0 | 0 | 0 | 0 | 0 | 82 | 199 | 0 | 0 | 281 | 0 | 680 | 680 |
| 21:00 | 4 | 0 | 10 | 0 | 14 | 0 | 57 | 10 | 0 | 67 | 0 | 0 | 0 | 0 | 0 | 22 | 60 | 0 | 0 | 82 | 0 | 163 | 163 |
| 21:15 | 14 | 0 | 13 | 0 | 27 | 0 | 61 | 21 | 0 | 82 | 0 | 0 | 0 | 0 | 0 | 18 | 39 | 0 | 0 | 57 | 0 | 166 | 166 |
| 21:30 | 4 | 0 | 10 | 0 | 14 | 0 | 43 | 17 | 0 | 60 | 0 | 0 | 0 | 0 | 0 | 17 | 41 | 0 | 0 | 58 | 0 | 132 | 132 |
| 21:45 | 6 | 0 | 9 | 0 | 15 | 0 | 47 | 11 | 0 | 58 | 0 | 0 | 0 | 0 | 0 | 22 | 45 | 0 | 0 | 67 | 0 | 140 | 140 |
| Total | 28 | 0 | 42 | 0 | 70 | 0 | 208 | 59 | 0 | 267 | 0 | 0 | 0 | 0 | 0 | 79 | 185 | 0 | 0 | 264 | 0 | 601 | 601 |
| Grand Total | 732 | 0 | 112 | 0 | 1854 | 0 | 407 | 682 | 29 | 4757 | 0 | 0 | 0 | 0 | 0 | 118 | 453 | 0 | 32 | 5727 | 61 | 12338 | 12399 |
| Apprch % | 39.5 | 0.0 | 60.5 | | | 0.0 | 85.7 | 14.3 | | | 0.0 | 0.0 | 0.0 | | | 20.8 | 79.2 | 0.0 | | | | | |
| Total % | 5.9 | 0.0 | 9.1 | | 15.0 | 0.0 | 33.0 | 5.5 | | 38.6 | 0.0 | 0.0 | 0.0 | | 0.0 | 9.6 | 36.8 | 0.0 | | 46.4 | 0.5 | 99.5 | |

or Street Approaches:

Lastbound:

Bunker Lk. Blvd.

Data File: C:\Program Files\JAMAR\PETRA\Data Files\TMC0017.war
 Count Type: IMC. Channel: 0. Count Date: 7/20/ 0
 Number of Lanes: 2
 Approach Speed: 55
 Total Approach Traffic: 5727

Westbound:

Bunker Lk. Blvd.

Data File: C:\Program Files\JAMAR\PETRA\Data Files\TMC0017.war
 Count Type: IMC. Channel: 0. Count Date: 7/20/ 0
 Number of Lanes: 2
 Approach Speed: 55
 Total Approach Traffic: 4757

Minor Street Approaches:

Northbound:

Data File: C:\Program Files\JAMAR\PETRA\Data Files\TMC0017.war
 Count Type: IMC. Channel: 0. Count Date: 7/20/ 0
 Number of Lanes: 1
 Approach Speed: 0
 Total Approach Traffic: 0

Southbound:

Priarie Rd.

Data File: C:\Program Files\JAMAR\PETRA\Data Files\TMC0017.war
 Count Type: IMC. Channel: 0. Count Date: 7/20/ 0
 Number of Lanes: 2
 Approach Speed: 35
 Total Approach Traffic: 1854

Analysis of 8-Hour Volume Warrants (Criteria refers to high volume side street for that hour):

| Hour | Main Begin (Total) | Side | | | Warrant 1 | | Warrant 2 | | Warrant 3 | |
|------|-----------------------|------|------|------|-----------|----------|-----------|----------|-----------|----------|
| | | Vol. | Dir. | Rank | Meets? | Criteria | Meets? | Criteria | Meets? | Criteria |
| 0 | 0 | 0 | S | 17 | | 140 | | 70 | | 112 |
| 1 | 0 | 0 | S | 18 | | 140 | | 70 | | 112 |
| 2 | 0 | 0 | S | 19 | | 140 | | 70 | | 112 |
| 3 | 0 | 0 | S | 20 | | 140 | | 70 | | 112 |
| 4 | 0 | 0 | S | 21 | | 140 | | 70 | | 112 |
| 5 | 0 | 0 | S | 22 | | 140 | | 70 | | 112 |
| 6 | 394 | 198 | S | 2 | SIDE | 140 | SIDE | 70 | SIDE | 112 |
| 7 | 609 | 211 | S | 1 | --BOTH-- | 140 | SIDE | 70 | --BOTH-- | 112 |
| 8 | 572 | 157 | S | 3 | --BOTH-- | 140 | SIDE | 70 | --BOTH-- | 112 |
| 9 | 535 | 99 | S | 9 | MAIN | 140 | SIDE | 70 | MAIN | 112 |
| 10 | 506 | 105 | S | 7 | MAIN | 140 | SIDE | 70 | MAIN | 112 |
| 11 | 594 | 100 | S | 8 | MAIN | 140 | SIDE | 70 | MAIN | 112 |
| 12 | 718 | 107 | S | 6 | MAIN | 140 | --BOTH-- | 70 | MAIN | 112 |
| 13 | 633 | 135 | S | 4 | MAIN | 140 | --BOTH-- | 70 | --BOTH-- | 112 |
| 14 | 598 | 85 | S | 14 | MAIN | 140 | SIDE | 70 | MAIN | 112 |
| 15 | 708 | 98 | S | 10 | MAIN | 140 | --BOTH-- | 70 | MAIN | 112 |
| 16 | 950 | 93 | S | 12 | MAIN | 140 | --BOTH-- | 70 | MAIN | 112 |
| 17 | 988 | 94 | S | 11 | MAIN | 140 | --BOTH-- | 70 | MAIN | 112 |
| 18 | 865 | 91 | S | 13 | MAIN | 140 | --BOTH-- | 70 | MAIN | 112 |
| 19 | 680 | 134 | S | 5 | MAIN | 140 | --BOTH-- | 70 | --BOTH-- | 112 |
| 20 | 603 | 77 | S | 15 | MAIN | 140 | SIDE | 70 | MAIN | 112 |
| 21 | 531 | 70 | S | 16 | MAIN | 140 | SIDE | 70 | MAIN | 112 |
| 22 | 0 | 0 | S | 23 | | 140 | | 70 | | 112 |
| 23 | 0 | 0 | S | 24 | | 140 | | 70 | | 112 |

Warrant Summary:

Rural values apply.

Warrant 1 - Minimum Vehicular Volumes

NOT SATISFIED. Required values reached for 2 hours. Criteria--Main St.: 420; Side St.: See Volume Summary.

Warrant 2 - Interruption of Continuous Traffic

NOT SATISFIED. Required values reached for 7 hours. Criteria--Main St.: 630; Side St.: See Volume Summary.

Warrant 3 - Minimum Pedestrian Volumes

NOT SATISFIED. 8th-High Hour--Pedestrians: 0. Criteria--Pedestrians: 105; Vehicles: 420.

Warrant 4 - School Crossing

NOT APPLICABLE. Gap data has not been defined.

Warrant 5 - Progressive Movement

NOT SATISFIED. Adjacent signals closer than 1000 feet and/or not part of coordinated system.

Warrant 6 - Accident Experience

NOT SATISFIED. 0 correctable accidents is fewer than required 5.

Correctable Accidents: 0; Right Angle Accidents: 0; Left Turn Accidents: 0; Other Accidents: 0.

Warrant 7 - Systems Warrant

NOT SATISFIED. At least one street has no major approaches. Peak hour total entering volume: 1082.

- Approaches which are part of the principal through traffic roadway network.
- Approaches which connect areas of principal traffic generation.
- Approaches which include rural or suburban highways outside, entering or traversing a city.
- Approaches which have surface street freeway or expressway ramp terminals.
- Approaches which appear as a major route in an official transportation plan.

Warrant 8 - Combination of Warrants

NOT SATISFIED. Required values reached for 4 hours. Criteria--Main: 504; Side: See Volume Summary.

Warrant 9 - Four Hour Volumes

SATISFIED for 4 hours.

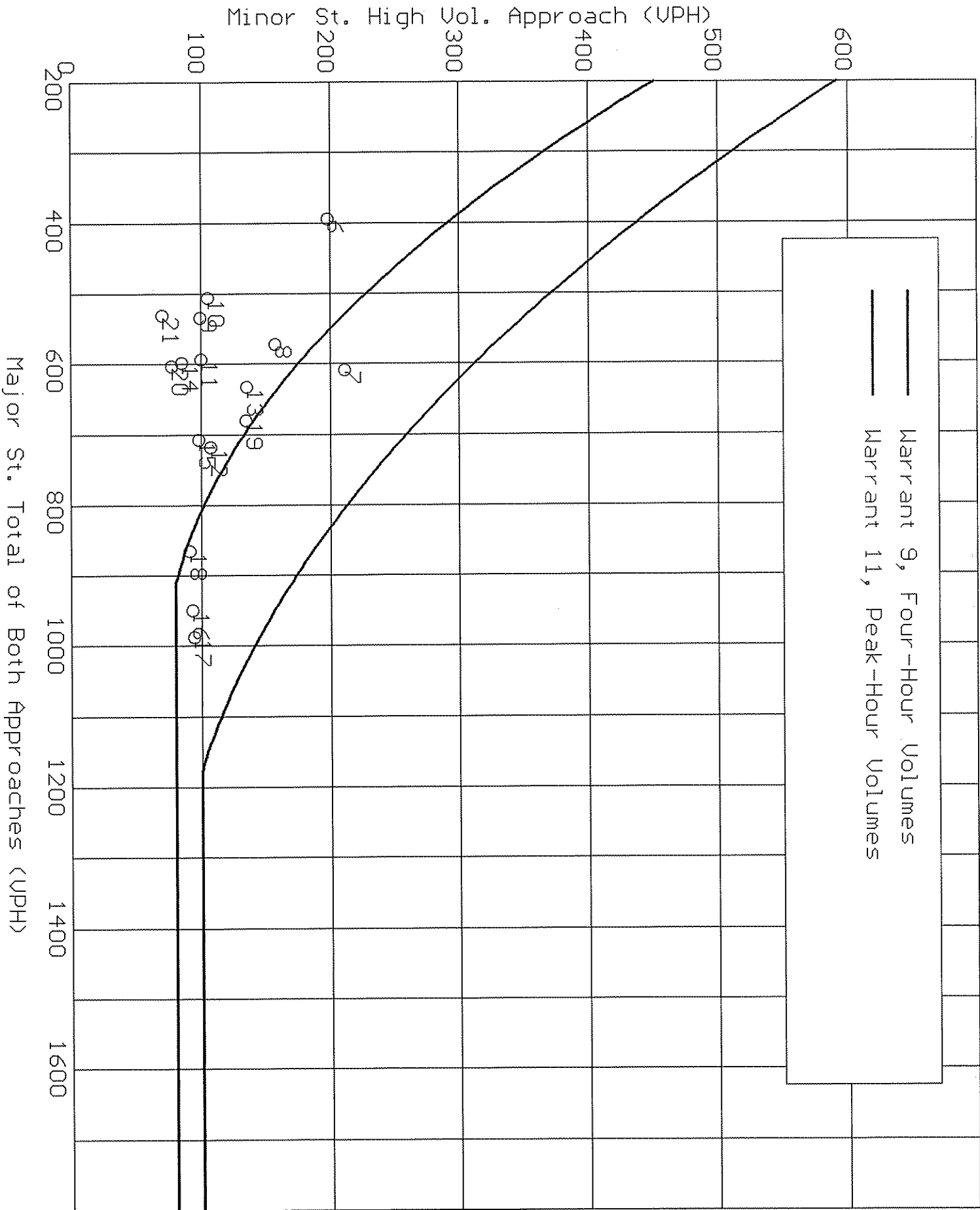
Warrant 10 - Peak Hour Delay

NOT SATISFIED. Peak hour (1700 hours) volume not adequate.

Criteria--Main St.: 800 (4 approaches), 650 (3 approaches); Side St.: 150.

Warrant 11 - Peak Hour Volume

NOT SATISFIED.



↓
NORTH

APP. #1 = WB CSAH 116
(Bunker Lk. Blvd.)

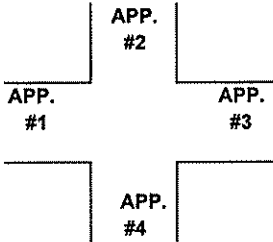
APP. #2 =

APP. #3 = EB CSAH 116
(Bunker Lk. Blvd.)

APP. #4 = SB Prairie Rd.

COUNT LOCATION: CSAH 116@
Prairie Rd.

DATE: 7/18/00



HEAVY VEHICLE- ANY VEHICLE HAVING MORE THAN FOUR TIRES TOUCHING THE PAVEMENT

A. TRUCKS- A HEAVY VEHICLE INVOLVED PRIMARILY IN THE TRANSPORT OF GOODS OR IN THE DELIVERY OF A SERVICE.

B. RV- A HEAVY VEHICLE OPERATED BY A PRIVATE MOTORIST AND INVOLVED IN THE TRANSPORT OF RECREATIONAL EQUIPMENT OR FACILITIES.

C. BUSES- A HEAVY VEHICLE INVOLVED IN THE TRANSPORTATION OF GROUPS OF PEOPLE.

| TIME | PEDESTRIANS | | | | | HEAVY VEHICLES | | |
|---------------------|-------------|---------|---------|---------|------------|---------------------|----|----------|
| | APP. #1 | APP. #2 | APP. #3 | APP. #4 | 15 MIN TOT | TRUCKS | RV | BUS |
| 2:00-2:15PM | | | | | | 2 | | |
| 2:15-2:30 | | | | | | | | |
| 2:30-2:45 | | | | | | 1 | | |
| 2:45-3:00 | | | | | | 1 | | |
| HOURLY TOTAL | | | | | | HOURLY TOTAL | | 4 |
| 3:00-3:15 | | | | | | | | |
| 3:15-3:30 | | | | | | | | |
| 3:30-3:45 | | | | | | 2 | | |
| 3:45-4:00 | | | | | | 2 | | |
| HOURLY TOTAL | | | | | | HOURLY TOTAL | | 4 |
| 4:00-4:15 | | | | | | | | |
| 4:15-4:30 | | | | | | | | |
| 4:30-4:45 | | | | | | | | 1 |
| 4:45-5:00 | | | | | | | | |
| HOURLY TOTAL | | | | | | HOURLY TOTAL | | 1 |
| 5:00-5:15 | | | | | | 1 | | |
| 5:15-5:30 | | | | | | | | |
| 5:30-5:45 | | | | | | | | |
| 5:45-6:00 | | | | | | | | |
| HOURLY TOTAL | | | | | | HOURLY TOTAL | | 1 |
| 6:00-6:15 | | | | | | | | |
| 6:15-6:30 | | | | | | 1 | | |
| 6:30-6:45 | | | | | | | | |
| 6:45-7:00 | | | | | | | | |
| HOURLY TOTAL | | | | | | HOURLY TOTAL | | 1 |
| 7:00-7:15 | | | | | | | | |
| 7:15-7:30 | | | | | | | | |
| 7:30-7:45 | | | | | | | | |
| 7:45-8:00 | | | | | | | | |
| HOURLY TOTAL | | | | | | HOURLY TOTAL | | |
| 8:00-8:15 | | | | | | | | |
| 8:15-8:30 | | | | | | | | |
| 8:30-8:45 | | | | | | | | |
| 8:45-9:00 | | | | | | | | |
| HOURLY TOTAL | | | | | | HOURLY TOTAL | | |
| 9:00-9:15 | | | | | | | | |
| 9:15-9:30 | | | | | | | | |
| 9:30-9:45 | | | | | | | | |
| 9:45-10:00 | | | | | | | | |
| HOURLY TOTAL | | | | | | HOURLY TOTAL | | |