


Date : 08/03/00

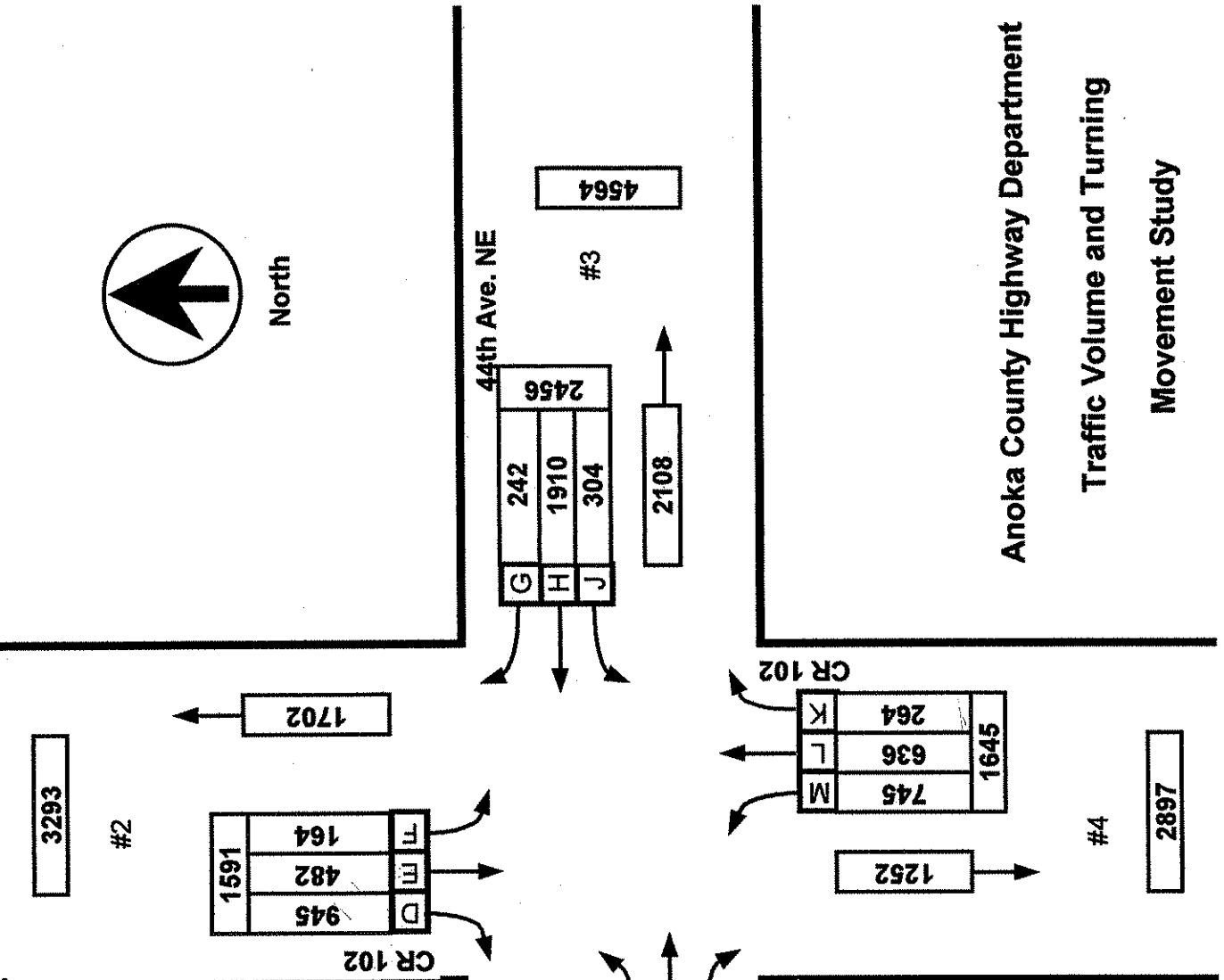
Count Number : TMC0021

Location : CR 102 @

44th Ave. NE



North



	LANES OF APPROACH			TOTAL
	RIGHT TURN LANE	LEFT TURN LANE	THRU LANES	
#1	1	1	1	3
#2	1	0	1	2
#3	0	0	1	1
#4	0	0	1	1

Anoka County Highway Department
 Traffic Volume and Turning
 Movement Study

Anoka County Highway Department

Traffic Engineering

Traffic Volume and Turning Movement Study

Weather: Mostly Sunny
 Counter TDC-8
 Counted by: Ryan & Justin

File Name : TMC0021
 Site Code : 00210101
 Start Date : 08/03/2000
 Page No : 1

Groups Printed- 1 - Unshifted

Start Time	CR 102 Southbound					44th Ave. NE Westbound					CR 102 Northbound					44th Ave. NE Eastbound					Exclu. Total	Inclu. Total	Int. Total
	Left	Thru	Right	Heavy	App. Total	Left	Thru	Right	Heavy	App. Total	Left	Thru	Right	Heavy	App. Total	Left	Thru	Right	Heavy	App. Total			
Factor	1.0	1.0	1.0	1.0		1.0	1.0	1.0	1.0		1.0	1.0	1.0	1.0		1.0	1.0	1.0	1.0				
06:00	1	7	9	0	17	14	24	5	3	43	9	2	4	0	15	4	8	4	0	16	3	91	94
06:15	2	7	28	0	37	15	44	2	3	61	7	6	1	0	14	8	3	12	0	23	3	135	138
06:30	1	15	24	2	40	21	49	3	1	73	14	2	2	0	18	9	5	11	0	25	3	156	159
06:45	1	12	35	0	48	21	54	4	0	79	22	10	4	0	36	10	16	11	2	37	2	200	202
Total	5	41	96	2	142	71	171	14	7	256	52	20	11	0	83	31	32	38	2	101	11	582	593
07:00	2	14	32	1	48	16	66	4	1	86	23	18	9	0	50	2	5	4	0	11	2	195	197
07:15	3	7	40	0	50	13	54	4	1	71	17	5	2	0	24	7	19	12	0	38	1	183	184
07:30	1	16	60	0	77	5	65	4	1	74	13	3	3	1	19	10	18	13	0	41	2	211	213
07:45	0	10	46	1	56	6	80	4	1	90	16	6	2	0	24	10	12	5	1	27	3	197	200
Total	6	47	178	2	231	40	265	16	4	321	69	32	16	1	117	29	54	34	1	117	8	786	794
08:00	2	8	13	0	23	5	29	0	1	34	13	5	4	1	22	5	21	5	1	31	3	110	113
08:15	0	6	22	0	28	2	33	2	0	37	9	4	5	1	18	2	14	8	0	24	1	107	108
08:30	2	5	11	2	18	6	25	1	0	32	10	6	2	0	18	5	16	5	1	26	3	94	97
08:45	0	3	14	1	17	4	34	0	2	38	8	7	7	0	22	9	20	7	2	36	5	113	118
Total	4	22	60	3	86	17	121	3	3	141	40	22	18	2	80	21	71	25	4	117	12	424	436
09:00	1	5	10	0	16	4	30	6	2	40	9	9	4	0	22	6	17	8	1	31	3	109	112
09:15	3	9	12	2	24	3	23	2	0	28	5	10	0	0	15	10	14	6	1	30	3	97	100
09:30	6	3	6	0	15	6	28	4	1	38	7	8	6	0	21	7	19	1	1	27	2	101	103
09:45	5	4	11	0	20	0	18	5	1	23	4	3	6	0	13	9	15	10	1	34	2	90	92
Total	15	21	39	2	75	13	99	17	4	129	25	30	16	0	71	32	65	25	4	122	10	397	407
10:00	6	5	5	2	16	0	12	2	2	14	9	7	2	0	18	8	25	7	0	40	4	88	92
10:15	2	2	8	0	12	1	21	3	1	25	4	15	2	0	21	12	21	2	1	35	2	93	95
10:30	3	5	8	0	16	5	16	4	1	25	11	10	2	0	23	13	20	8	0	41	1	105	106
10:45	0	6	7	1	13	6	18	4	1	28	4	11	4	0	19	12	18	11	1	41	3	101	104
Total	11	18	28	3	57	12	67	13	5	92	28	43	10	0	81	45	84	28	2	157	10	387	397
11:00	1	8	7	0	16	1	13	4	1	18	11	12	5	0	28	15	26	6	1	47	2	109	111
11:15	4	8	11	1	23	4	15	6	0	25	8	11	1	0	20	15	18	10	1	43	2	111	113
11:30	4	3	8	0	15	6	25	4	0	35	4	11	2	0	17	19	28	2	0	49	0	116	116
11:45	3	6	13	0	22	2	18	4	0	24	8	15	3	0	26	9	34	6	0	49	0	121	121
Total	12	25	39	1	76	13	71	18	1	102	31	49	11	0	91	58	106	24	2	188	4	457	461
12:00	3	6	10	0	19	6	43	7	0	56	12	7	3	0	22	12	36	12	2	60	2	157	159
12:15	2	3	16	1	21	4	15	6	2	25	4	18	5	0	27	8	35	9	0	52	3	125	128
12:30	0	5	18	0	23	2	47	4	0	53	8	12	1	0	21	10	29	2	0	41	0	138	138
12:45	3	14	26	0	43	6	37	6	2	49	10	13	8	1	31	7	21	2	0	30	3	153	156
Total	8	28	70	1	106	18	142	23	4	183	34	50	17	1	101	37	121	25	2	183	8	573	581
13:00	0	8	20	0	28	5	40	4	2	49	4	7	1	0	12	15	28	4	1	47	3	136	139
13:15	2	8	22	0	32	5	24	6	2	35	17	12	4	0	33	8	28	11	1	47	3	147	150
13:30	2	6	20	0	28	7	26	2	0	35	4	15	5	1	24	4	25	14	1	43	2	130	132
13:45	3	9	17	0	29	5	29	4	1	38	8	14	3	0	25	9	27	6	1	42	2	134	136
Total	7	31	79	0	117	22	119	16	5	157	33	48	13	1	94	36	108	35	4	179	10	547	557
14:00	5	13	15	0	33	10	25	3	0	38	6	6	6	1	18	8	26	9	0	43	1	132	133
14:15	4	13	8	0	25	11	21	6	1	38	21	7	1	2	29	11	25	8	0	44	3	136	139
14:30	3	13	8	0	24	15	20	5	0	40	10	7	4	1	21	16	28	6	0	50	1	135	136
14:45	4	9	15	0	28	4	22	5	1	31	18	28	21	0	67	19	28	7	1	54	2	180	182
Total	16	48	46	0	110	40	88	19	2	147	55	48	32	4	135	54	107	30	1	191	7	583	590
15:00	3	13	22	0	38	5	41	7	0	53	17	15	18	0	50	18	48	9	0	75	0	216	216
15:15	2	9	11	1	22	3	32	5	0	40	13	16	4	0	33	19	35	8	0	62	1	157	158
15:30	17	12	22	2	51	2	34	2	0	38	25	11	4	0	40	22	47	11	0	80	2	209	211
15:45	3	6	13	2	22	7	32	8	0	47	15	11	13	1	39	18	50	16	0	84	3	192	195
Total	25	40	68	5	133	17	139	22	0	178	70	53	39	1	162	77	180	44	0	301	6	774	780
16:00	2	8	18	0	28	2	27	10	1	39	27	21	6	0	54	45	62	8	0	115	1	236	237
16:15	3	13	23	0	39	2	36	6	0	44	30	9	4	0	43	32	57	12	0	101	0	227	227
16:30	4	10	12	0	26	0	36	10	1	46	12	25	8	0	45	42	50	13	0	105	1	222	223
16:45	6	10	8	1	24	2	33	2	0	37	30	14	6	0	50	25	52	11	0	88	1	199	200
Total	15	41	61	1	117	6	132	28	2	166	99	69	24	0	192	144	221	44	0	409	3	884	887
17:00	2	14	18	0	34	3	26	10	0	39	25	12	6	0	43	40	72	11	2	123	2	239	241
17:15	4	5	12	0	21	1	30	3	0	34	35	16	4	0	55	32	83	4	0	119	0	229	229
17:30	2	10	18	0	30	2	26	4	0	32	22	19	6	0	47	30	59	8	1	97	1	206	207
17:45	4	8	19	0	31	4	28	5	0	37	22	20	8	0	50	18	36	14	1	68	1	186	187
Total	12	37	67	0	116	10	110	22	0	142	104	67	24	0	195	120	250	37	4	407	4	860	864

18:00	1	8	5	0	14	0	39	3	0	42	8	15	3	0	26	16	23	14	1	53	1	135	136
18:15	4	9	9	0	22	1	25	0	0	26	14	8	3	0	25	12	15	11	0	38	0	111	111
18:30	2	3	15	0	20	0	36	2	0	38	8	13	1	1	22	14	24	2	0	40	1	120	121
18:45	2	11	19	0	32	0	23	6	0	29	7	14	3	0	24	18	23	4	0	45	0	130	130
Total	9	31	48	0	88	1	123	11	0	135	37	50	10	1	97	60	85	31	1	176	2	496	498
19:00	3	8	8	0	19	1	20	2	0	23	8	7	5	0	20	6	22	4	0	32	0	94	94
19:15	3	3	10	0	16	5	13	2	0	20	11	8	1	0	20	4	23	7	0	34	0	90	90
19:30	2	8	7	0	17	0	28	2	0	30	6	4	2	0	12	10	18	0	0	28	0	87	87
19:45	6	2	5	0	13	1	16	2	0	19	4	6	2	0	12	8	14	3	0	25	0	69	69
Total	14	21	30	0	65	7	77	8	0	92	29	25	10	0	64	28	77	14	0	119	0	340	340
20:00	0	3	5	0	8	0	18	3	0	21	4	3	0	0	7	5	25	0	0	30	0	66	66
20:15	1	2	3	0	6	5	23	0	0	28	2	2	3	0	7	9	18	2	1	29	1	70	71
20:30	1	10	6	0	17	1	22	2	0	25	12	6	0	0	18	7	14	1	0	22	0	82	82
20:45	1	2	5	0	8	5	24	2	1	31	8	1	2	0	11	6	19	1	0	26	1	76	77
Total	3	17	19	0	39	11	87	7	1	105	26	12	5	0	43	27	76	4	1	107	2	294	296
21:00	1	1	6	0	8	3	32	0	0	35	2	7	5	2	14	7	8	7	0	22	2	79	81
21:15	0	4	2	0	6	1	20	1	1	22	1	0	1	0	2	7	12	8	0	27	1	57	58
21:30	0	5	4	0	9	0	26	2	0	28	5	7	1	0	13	5	11	6	0	22	0	72	72
21:45	1	4	5	0	10	2	21	2	0	25	5	4	1	0	10	6	12	7	0	25	0	70	70
Total	2	14	17	0	33	6	99	5	1	110	13	18	8	2	39	25	43	28	0	96	3	278	281
Grand Total	164	482	945	20	1591	304	1910	242	39	2456	745	636	264	13	1645	824	1880	466	28	2970	100	8662	8762
Approch %	10.3	30.3	59.4			12.4	77.8	9.9			45.3	38.7	16.0			27.7	56.6	15.7					
Total %	1.9	5.6	10.9		18.4	3.5	22.1	2.8		28.4	8.6	7.3	3.0		19.0	9.5	19.4	5.4		34.3	1.1	98.9	

Major Street Approaches:

Eastbound:

44th Ave. NE

Data File: C:\Program Files\JAMAR\PETRA\Data Files\TMC0021.war
 Count Type: IMC. Channel: 0. Count Date: 8/ 3/ 0
 Number of Lanes: 2
 Approach Speed: 30
 Total Approach Traffic: 2970

Westbound:

44th Ave. NE

Data File: C:\Program Files\JAMAR\PETRA\Data Files\TMC0021.war
 Count Type: IMC. Channel: 0. Count Date: 8/ 3/ 0
 Number of Lanes: 1
 Approach Speed: 30
 Total Approach Traffic: 2456

Minor Street Approaches:

Northbound:

CR 102

Data File: C:\Program Files\JAMAR\PETRA\Data Files\TMC0021.war
 Count Type: IMC. Channel: 0. Count Date: 8/ 3/ 0
 Number of Lanes: 1
 Approach Speed: 30
 Total Approach Traffic: 1645

Southbound:

CR 102

Data File: C:\Program Files\JAMAR\PETRA\Data Files\TMC0021.war
 Count Type: IMC. Channel: 0. Count Date: 8/ 3/ 0
 Number of Lanes: 2
 Approach Speed: 35
 Total Approach Traffic: 1591

Analysis of 8-Hour Volume Warrants (Criteria refers to high volume side street for that hour):

Hour	Main	Side		Rank	Warrant 1		Warrant 2		Warrant 8	
		Vol.	Dir.		Meets?	Criteria	Meets?	Criteria	Meets?	Criteria
0	0	0	S	17		200		100		160
1	0	0	S	18		200		100		160
2	0	0	S	19		200		100		160
3	0	0	S	20		200		100		160
4	0	0	S	21		200		100		160
5	0	0	S	22		200		100		160
6	357	142	S	5		200	SIDE	100		160
7	438	231	S	1	SIDE	200	SIDE	100	SIDE	160
8	258	86	S	11		200		100		160
9	251	75	S	13		200		100		160
10	249	81	N	12		150	SIDE	75		120
11	290	91	N	10		150	SIDE	75		120
12	366	106	S	8		200	SIDE	100		160
13	336	117	S	7		200	SIDE	100		160
14	338	135	N	6		150	SIDE	75	SIDE	120
15	479	162	N	4	SIDE	150	SIDE	75	SIDE	120
16	575	192	N	3	SIDE	150	SIDE	75	SIDE	120
17	549	195	N	2	SIDE	150	SIDE	75	SIDE	120
18	311	97	N	9		150	SIDE	75		120
19	211	65	S	14		200		100		160
20	212	43	N	15		150		75		120
21	206	39	N	16		150		75		120
22	0	0	S	23		200		100		160
23	0	0	S	24		200		100		160

Warrant Summary:

Urban values apply.

Warrant 1 - Minimum Vehicular Volumes

NOT SATISFIED. Required values reached for 0 hours. Criteria--Main St.: 600; Side St.: See Volume Summary.

Warrant 2 - Interruption of Continuous Traffic

NOT SATISFIED. Required values reached for 0 hours. Criteria--Main St.: 900; Side St.: See Volume Summary.

Warrant 3 - Minimum Pedestrian Volumes

NOT SATISFIED. 8th-High Hour--Pedestrians: 2; Vehicles: 366. Criteria--Pedestrians: 150; Vehicles: 600.

Warrant 4 - School Crossing

NOT APPLICABLE. Gap data has not been defined.

Warrant 5 - Progressive Movement

NOT SATISFIED. Adjacent signals closer than 1000 feet and/or not part of coordinated system.

Warrant 6 - Accident Experience

NOT SATISFIED. 0 correctable accidents is fewer than required 5.

Correctable Accidents: 0; Right Angle Accidents: 0; Left Turn Accidents: 0; Other Accidents: 0.

Warrant 7 - Systems Warrant

NOT SATISFIED. At least one street has no major approaches. Peak hour total entering volume: 884.

- Approaches which are part of the principal through traffic roadway network.
- Approaches which connect areas of principal traffic generation.
- Approaches which include rural or suburban highways outside, entering or traversing a city.
- Approaches which have surface street freeway or expressway ramp terminals.
- Approaches which appear as a major route in an official transportation plan.

Warrant 8 - Combination of Warrants

NOT SATISFIED. Required values reached for 0 hours. Criteria--Main: 720; Side: See Volume Summary.

Warrant 9 - Four Hour Volumes

NOT SATISFIED. Required values reached for 0 hours.

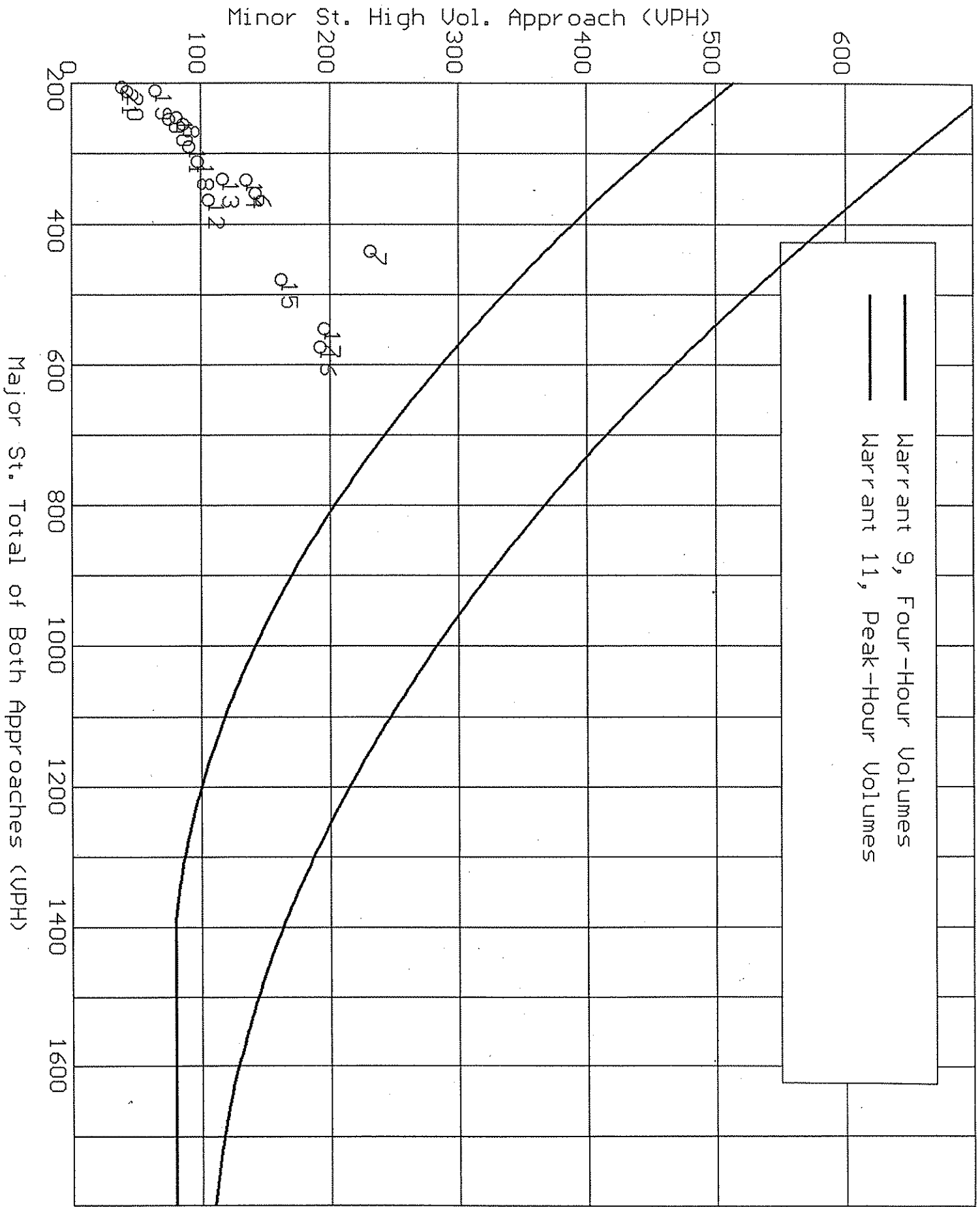
Warrant 10 - Peak Hour Delay

NOT SATISFIED. Peak hour (1600 hours) volume not adequate.

Criteria--Main St.: 800 (4 approaches), 650 (3 approaches); Side St.: 100.

Warrant 11 - Peak Hour Volume

NOT SATISFIED.

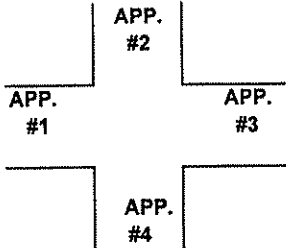




COUNT LOCATION: CR 102@
44th Ave. NE

DATE: 8/3/00

NORTH
APP. #1 = SB CR 102
APP. #2 = WB 44th
APP. #3 = NB CR 102
APP. #4 = EB 44th



HEAVY VEHICLE- ANY VEHICLE HAVING MORE THAN FOUR TIRES TOUCHING THE PAVEMENT

A. TRUCKS- A HEAVY VEHICLE INVOLVED PRIMARILY IN THE TRANSPORT OF GOODS OR IN THE DELIVERY OF A SERVICE.

B. RV- A HEAVY VEHICLE OPERATED BY A PRIVATE MOTORIST AND INVOLVED IN THE TRANSPORT OF RECREATIONAL EQUIPMENT OR FACILITIES.

C. BUSES- A HEAVY VEHICLE INVOLVED IN THE TRANSPORTATION OF GROUPS OF PEOPLE.

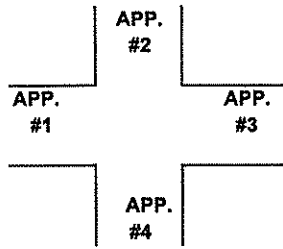
TIME	PEDESTRIANS					HEAVY VEHICLES		
	APP. #1	APP. #2	APP. #3	APP. #4	15 MIN TOT	TRUCKS	RV	BUS
6:00-6:15AM						3		
6:15-6:30						3		
6:30-6:45						3		
6:45-7:00						2		
HOURLY TOTAL						HOURLY TOTAL		11
7:00-7:15						2		
7:15-7:30						1		
7:30-7:45						2		
7:45-8:00						3		
HOURLY TOTAL						HOURLY TOTAL		8
8:00-8:15						3		
8:15-8:30						1		
8:30-8:45						3		
8:45-9:00						5		
HOURLY TOTAL						HOURLY TOTAL		12
9:00-9:15						3		
9:15-9:30						3		
9:30-9:45						2		
9:45-10:00						2		
HOURLY TOTAL						HOURLY TOTAL		10
10:00-10:15						5		
10:15-10:30						3		
10:30-10:45								
10:45-11:00						3		
HOURLY TOTAL						HOURLY TOTAL		11
11:00-11:15						2		
11:15-11:30						2		
11:30-11:45								
11:45-12:00								
HOURLY TOTAL						HOURLY TOTAL		4
12:00-12:15						2		
12:15-12:30						3		
12:30-12:45								
12:45-1:00						3		
HOURLY TOTAL						HOURLY TOTAL		8
1:00-1:15						3		
1:15-1:30						3		
1:30-1:45						2		
1:45-2:00						2		
HOURLY TOTAL						HOURLY TOTAL		10



COUNT LOCATION: CR 102@
44th Ave. NE

DATE: 8/1/00

NORTH
APP. #1 = SB CR 102
APP. #2 = WB 44th
APP. #3 = NB CR 102
APP. #4 = EB 44th



HEAVY VEHICLE- ANY VEHICLE HAVING MORE THAN FOUR TIRES TOUCHING THE PAVEMENT

A. TRUCKS- A HEAVY VEHICLE INVOLVED PRIMARILY IN THE TRANSPORT OF GOODS OR IN THE DELIVERY OF A SERVICE.

B. RV- A HEAVY VEHICLE OPERATED BY A PRIVATE MOTORIST AND INVOLVED IN THE TRANSPORT OF RECREATIONAL EQUIPMENT OR FACILITIES.

C. BUSES- A HEAVY VEHICLE INVOLVED IN THE TRANSPORTATION OF GROUPS OF PEOPLE.

TIME	PEDESTRIANS					HEAVY VEHICLES		
	APP. #1	APP. #2	APP. #3	APP. #4	15 MIN TOT	TRUCKS	RV	BUS
2:00-2:15PM						1		
2:15-2:30						3		
2:30-2:45						1		
2:45-3:00						2		
HOURLY TOTAL						HOURLY TOTAL		7
3:00-3:15								
3:15-3:30						1		
3:30-3:45						2		
3:45-4:00						3		
HOURLY TOTAL						HOURLY TOTAL		6
4:00-4:15						1		
4:15-4:30								
4:30-4:45						1		
4:45-5:00						1		
HOURLY TOTAL						HOURLY TOTAL		3
5:00-5:15						2		
5:15-5:30								
5:30-5:45						1		
5:45-6:00						1		
HOURLY TOTAL						HOURLY TOTAL		4
6:00-6:15						1		
6:15-6:30								
6:30-6:45							1	
6:45-7:00								
HOURLY TOTAL						HOURLY TOTAL		2
7:00-7:15								
7:15-7:30								
7:30-7:45								
7:45-8:00								
HOURLY TOTAL						HOURLY TOTAL		
8:00-8:15								
8:15-8:30						1		
8:30-8:45								
8:45-9:00						1		
HOURLY TOTAL						HOURLY TOTAL		2
9:00-9:15								
9:15-9:30						1		
9:30-9:45								
9:45-10:00								
HOURLY TOTAL						HOURLY TOTAL		1