


Date : 08/09/00

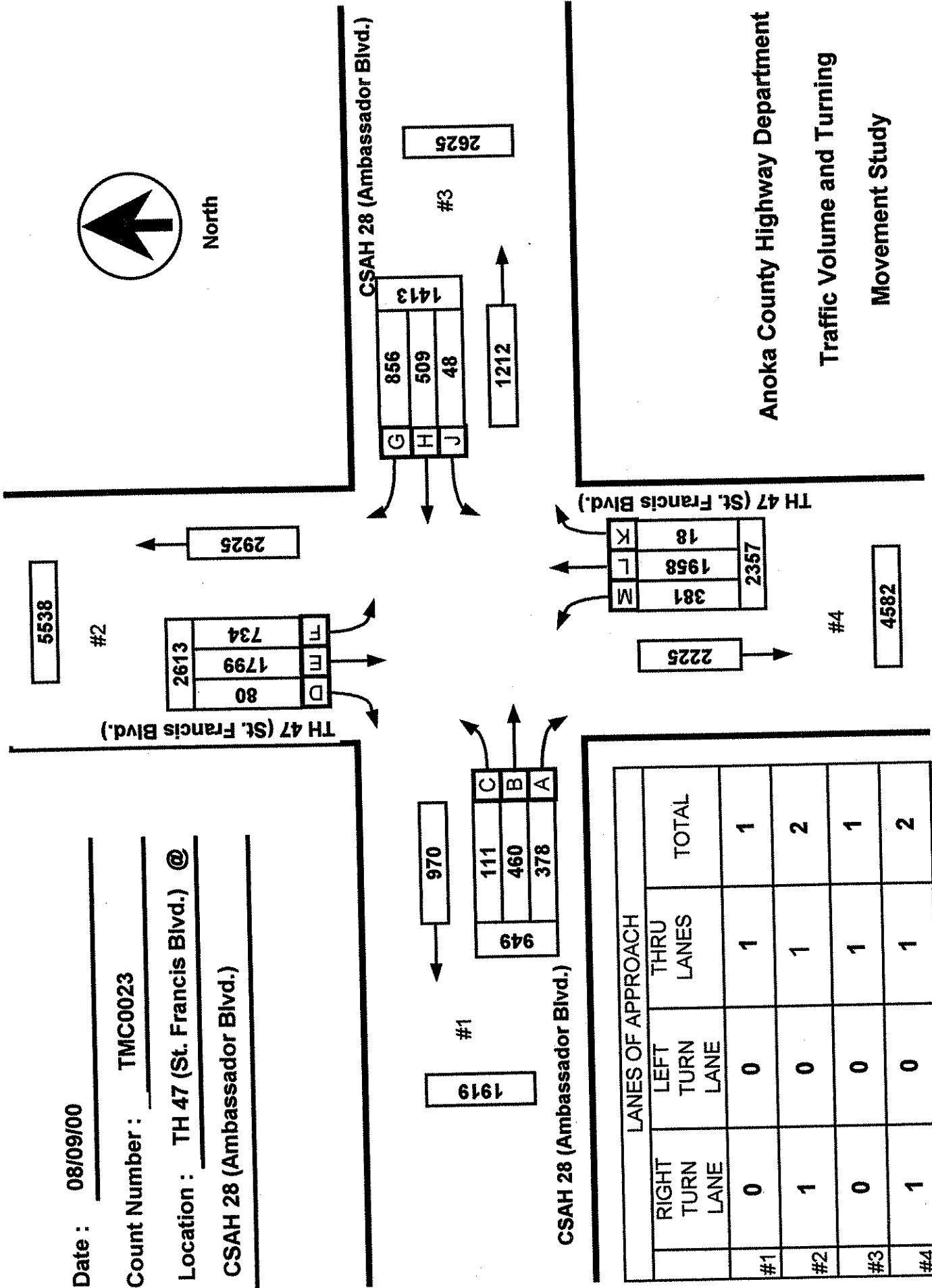
Count Number : TMC0023

Location : TH 47 (St. Francis Blvd.) @

CSAH 28 (Ambassador Blvd.)



North



	LANES OF APPROACH			TOTAL
	RIGHT TURN LANE	LEFT TURN LANE	THRU LANES	
#1	0	0	1	1
#2	1	0	1	2
#3	0	0	1	1
#4	1	0	1	2

Anoka County Highway Department
 Traffic Volume and Turning
 Movement Study

Anoka County Highway Department
Traffic Engineering

Weather: Sunny
Winter TDC-8
Counted by: Ryan & Justin

Traffic Volume and Turning Movement Stud

File Name : TMC0023
Site Code : 00230101
Start Date : 08/09/2000
Page No : 1

Groups Printed- 1 - Unshifted

Start Time	TH 47 (St. Francis Blvd.) Southbound					CSAH 28 (Ambassador Blvd.) Westbound					TH 47 (St. Francis Blvd.) Northbound					CSAH 28 (Ambassador Blvd.) Eastbound					Exclu. Total	Inclu. Total	Int. Total
	Left	Thru	Right	Heavy	App. Total	Left	Thru	Right	Heavy	App. Total	Left	Thru	Right	Heavy	App. Total	Left	Thru	Right	Heavy	App. Total			
	1.0	1.0	1.0	1.0		1.0	1.0	1.0	1.0		1.0	1.0	1.0	1.0		1.0	1.0	1.0	1.0				
Factor	1.0	1.0	1.0	1.0		1.0	1.0	1.0	1.0		1.0	1.0	1.0	1.0		1.0	1.0	1.0	1.0				
06:00	27	102	1	0	130	0	0	2	0	2	5	9	0	0	14	3	14	6	0	23	0	169	169
06:15	25	81	1	0	107	0	2	5	0	7	2	18	9	0	20	1	9	8	0	18	0	152	152
06:30	21	56	0	1	77	0	4	3	1	7	3	14	0	0	17	0	9	14	0	23	2	124	126
06:45	27	63	1	1	91	0	3	3	0	6	5	7	0	0	12	1	11	9	1	21	2	130	132
Total	100	302	3	2	405	0	9	13	1	22	15	48	0	0	63	5	43	37	1	85	4	575	579
07:00	22	69	3	2	94	0	3	7	0	10	4	25	1	0	30	1	8	7	0	16	2	150	152
07:15	22	68	3	1	93	0	4	6	0	10	3	27	0	0	30	3	7	15	0	25	1	158	159
07:30	14	55	5	1	74	0	6	10	0	16	3	14	0	0	17	1	10	10	0	21	1	128	129
07:45	15	44	2	1	61	1	5	8	0	14	4	16	0	1	20	1	6	6	0	13	2	108	110
Total	73	236	13	5	322	1	18	31	0	50	14	82	1	1	97	6	31	38	0	75	6	544	550
08:00	9	29	3	1	41	1	4	12	1	17	5	27	0	3	32	2	3	12	0	17	5	107	112
08:15	7	37	2	0	46	0	6	9	2	15	2	9	0	0	11	0	4	6	0	10	2	82	84
08:30	8	32	1	1	41	1	8	7	5	16	3	20	0	1	23	1	7	7	0	15	7	95	102
08:45	12	40	1	1	53	0	6	10	1	16	6	14	0	0	20	3	7	6	1	16	3	105	108
Total	36	138	7	3	181	2	24	38	9	64	16	70	0	4	86	6	21	31	1	58	17	389	406
09:00	8	30	2	0	40	2	1	9	1	12	3	8	0	0	11	0	4	1	1	5	2	68	70
09:15	6	32	0	1	38	0	4	7	0	11	3	27	1	2	31	1	7	2	4	10	7	90	97
09:30	14	17	0	0	31	1	8	8	2	17	3	26	0	1	29	2	8	3	1	13	4	90	94
09:45	6	30	1	0	37	0	5	9	1	14	2	25	0	3	27	2	4	1	0	7	4	85	89
Total	34	109	3	1	146	3	18	33	4	54	11	86	1	6	98	5	23	7	6	35	17	333	350
10:00	14	27	0	1	41	0	7	7	0	14	2	21	1	0	24	1	8	6	0	15	1	94	95
10:15	14	25	1	1	40	0	5	4	2	9	8	17	0	0	25	0	4	9	2	13	5	87	92
10:30	14	11	0	1	25	1	7	13	1	21	2	15	0	0	17	1	6	6	1	13	3	76	79
10:45	18	10	1	0	29	1	12	10	2	23	4	14	0	0	18	1	3	6	0	10	2	80	82
Total	60	73	2	3	135	2	31	34	5	67	16	67	1	0	84	3	21	27	3	51	11	337	348
11:00	10	28	0	1	38	0	16	18	1	34	4	13	0	1	17	2	6	1	0	9	3	98	101
11:15	8	22	0	0	30	0	8	22	1	30	6	19	1	0	26	4	13	2	0	19	1	105	106
11:30	5	27	0	0	32	0	6	14	0	20	6	22	0	0	28	2	5	9	3	16	3	96	99
11:45	13	22	4	0	39	0	10	13	0	23	10	24	0	0	34	1	10	9	0	20	0	116	116
Total	36	99	4	1	139	0	40	67	2	107	26	78	1	1	105	9	34	21	3	64	7	415	422
12:00	6	14	0	0	20	1	15	4	4	20	3	28	1	0	32	1	6	5	0	12	4	84	88
12:15	16	22	0	0	38	1	4	11	0	16	6	19	0	0	25	0	10	3	1	13	1	92	93
12:30	7	20	2	0	29	0	5	8	0	13	4	29	0	0	33	2	6	3	0	11	0	86	86
12:45	6	12	1	1	19	0	3	10	0	13	6	30	1	0	37	1	5	9	0	15	1	84	85
Total	35	68	3	1	106	2	27	33	4	62	19	106	2	0	127	4	27	20	1	51	6	346	352
13:00	7	37	0	0	44	6	4	7	1	17	5	25	0	0	30	0	7	4	0	11	1	102	103
13:15	6	17	0	0	23	1	5	9	0	15	4	20	0	0	24	1	9	4	0	14	0	76	76
13:30	7	15	1	0	23	2	7	11	0	20	4	21	1	0	26	1	5	2	0	8	0	77	77
13:45	8	25	0	0	33	2	7	12	0	21	5	24	0	0	29	1	7	4	0	12	0	95	95
Total	28	94	1	0	123	11	23	39	1	73	18	90	1	0	109	3	28	14	0	45	1	350	351
14:00	11	37	2	2	50	0	7	16	1	23	4	16	0	0	20	1	5	9	0	15	3	108	111
14:15	7	36	0	0	43	0	4	20	0	24	8	24	2	0	34	2	9	4	0	15	0	116	116
14:30	12	17	1	0	30	0	6	20	1	26	3	17	0	0	20	2	4	11	0	17	1	93	94
14:45	14	20	0	1	34	3	8	14	2	25	7	38	0	0	45	1	8	7	0	16	3	120	123
Total	44	110	3	3	157	3	25	70	4	98	22	95	2	0	119	6	26	31	0	63	7	437	444
15:00	18	18	2	1	38	1	12	20	0	33	2	35	0	0	37	1	12	2	0	15	1	123	124
15:15	11	24	4	1	39	1	13	21	1	35	7	54	0	0	61	1	7	6	0	14	2	149	151
15:30	15	31	0	2	46	2	8	27	0	37	11	73	1	0	85	0	6	5	0	11	2	179	181
15:45	9	17	2	1	28	1	8	16	1	25	10	79	0	0	89	1	7	8	0	16	2	158	160
Total	53	90	8	5	151	5	41	84	2	130	30	241	1	0	272	3	32	21	0	56	7	609	616
16:00	15	26	2	0	43	0	6	30	0	36	9	65	1	1	75	3	8	13	0	24	1	178	179
16:15	14	21	8	1	43	2	12	26	0	40	12	67	2	1	81	9	14	6	0	29	2	193	195
16:30	13	39	0	0	52	1	10	31	0	42	12	59	0	0	71	2	9	10	0	21	0	186	186
16:45	2	20	0	0	22	0	12	24	0	36	8	76	0	2	84	5	13	8	0	26	2	168	170
Total	44	106	10	1	160	3	40	111	0	154	41	267	3	4	311	19	44	37	0	100	5	725	730
17:00	16	30	3	0	49	1	15	20	0	36	10	81	1	0	92	1	8	6	0	15	0	192	192
17:15	7	19	1	0	27	0	28	36	0	64	12	67	0	0	79	1	2	11	0	14	0	184	184
17:30	8	18	6	0	32	0	14	13	0	27	17	62	1	0	80	9	12	4	0	25	0	164	164
17:45	16	26	2	1	44	0	14	34	0	48	6	53	0	0	59	0	12	6	0	18	1	169	170
Total	47	93	12	1	152	1	71	103	0	175	45	263	2	0	310	11	34	27	0	72	1	709	710

18:00	18	32	2	0	52	0	16	22	0	38	12	51	0	1	63	4	6	4	0	14	1	167	168
18:15	10	29	0	0	39	1	11	8	0	20	13	44	0	0	57	7	14	2	0	23	0	139	139
18:30	9	19	3	0	31	1	6	12	0	19	10	43	0	0	53	2	9	5	0	16	0	119	119
18:45	6	15	1	0	22	1	10	22	0	33	5	47	0	0	52	6	6	9	0	21	0	128	128
Total	43	95	6	0	144	3	43	64	0	110	40	185	0	1	225	19	35	20	0	74	1	553	554
19:00	11	12	2	0	25	1	14	15	0	30	2	37	1	0	40	1	8	7	0	16	0	111	111
19:15	7	20	0	0	27	1	11	24	0	36	10	33	0	0	43	2	4	7	0	13	0	119	119
19:30	6	15	1	0	22	0	10	16	0	26	8	21	1	0	30	1	8	6	0	15	0	93	93
19:45	3	7	0	0	10	0	9	10	0	19	11	28	0	0	39	0	10	2	0	12	0	80	80
Total	27	54	3	0	84	2	44	65	0	111	31	119	2	0	152	4	30	22	0	56	0	403	403
20:00	8	20	0	0	28	0	16	10	0	26	7	22	0	0	29	3	8	9	0	20	0	103	103
20:15	9	29	0	0	38	1	2	4	0	7	7	24	0	0	31	0	4	5	0	9	0	85	85
20:30	8	13	0	0	21	0	6	6	0	12	6	22	0	0	28	0	7	1	0	8	0	69	69
20:45	10	14	0	1	24	2	6	10	0	18	4	18	0	0	22	1	6	0	0	7	1	71	72
Total	35	76	0	1	111	3	30	30	0	63	24	86	0	0	110	4	25	15	0	44	1	326	329
21:00	10	19	0	1	29	1	4	13	0	18	4	17	0	0	21	0	3	2	0	5	1	73	74
21:15	11	8	1	0	20	5	4	12	1	21	2	17	1	1	20	1	0	3	0	4	2	65	67
21:30	10	14	1	0	25	0	11	7	0	18	3	22	0	0	25	2	1	3	0	6	0	74	74
21:45	8	15	0	0	23	1	6	9	0	16	4	19	0	0	23	1	2	2	0	5	0	67	67
Total	39	56	2	1	97	7	25	41	1	73	13	75	1	1	89	4	6	10	0	20	3	279	282
Grand Total	734	179	80	28	2613	48	509	856	33	1413	381	195	18	18	2357	111	460	378	15	949	94	7332	7426
Approch %	28.1	68.8	3.1			3.4	36.0	60.6			16.2	83.1	0.8			11.7	48.5	39.8			1.3	98.7	
Total %	10.0	24.5	1.1		35.6	0.7	6.9	11.7		19.3	5.2	26.7	0.2		32.1	1.5	6.3	5.2					

Major Street Approaches:

Northbound:

TH 47 (St. Francis Blvd.)

Data File: C:\Program Files\JAMAR\PETRA\Data Files\TMC0023.war

Count Type: IMC. Channel: 0. Count Date: 8/ 9/ 0

Number of Lanes: 2

Approach Speed: 55

Total Approach Traffic: 2357

Southbound:

TH 47 (St. Francis Blvd.)

Data File: C:\Program Files\JAMAR\PETRA\Data Files\TMC0023.war

Count Type: IMC. Channel: 0. Count Date: 8/ 9/ 0

Number of Lanes: 2

Approach Speed: 55

Total Approach Traffic: 2613

Minor Street Approaches:

Eastbound:

CSAH 28 (Ambassador Blvd.)

Data File: C:\Program Files\JAMAR\PETRA\Data Files\TMC0023.war

Count Type: IMC. Channel: 0. Count Date: 8/ 9/ 0

Number of Lanes: 1

Approach Speed: 45

Total Approach Traffic: 949

Westbound:

CSAH 28 (Ambassador Blvd.)

Data File: C:\Program Files\JAMAR\PETRA\Data Files\TMC0023.war

Count Type: IMC. Channel: 0. Count Date: 8/ 9/ 0

Number of Lanes: 1

Approach Speed: 45

Total Approach Traffic: 1413

Analysis of 8-Hour Volume Warrants (Criteria refers to high volume side street for that hour):

Hour	Main	Side			Warrant 1		Warrant 2		Warrant 8	
		Vol.	Dir.	Rank	Meets?	Criteria	Meets?	Criteria	Meets?	Criteria
0	0	0	W	17		105		52		84
1	0	0	W	18		105		52		84
2	0	0	W	19		105		52		84
3	0	0	W	20		105		52		84
4	0	0	W	21		105		52		84
5	0	0	W	22		105		52		84
6	468	85	E	8	MAIN	105	SIDE	52	SIDE	84
7	419	75	E	9		105	SIDE	52		84
8	267	64	W	13		105	SIDE	52		84
9	244	54	W	16		105	SIDE	52		84
10	219	67	W	12		105	SIDE	52		84
11	244	107	W	6	SIDE	105	SIDE	52	SIDE	84
12	233	62	W	15		105	SIDE	52		84
13	232	73	W	10		105	SIDE	52		84
14	276	98	W	7		105	SIDE	52	SIDE	84
15	423	130	W	3	--BOTH--	105	SIDE	52	SIDE	84
16	471	154	W	2	--BOTH--	105	SIDE	52	SIDE	84
17	462	175	W	1	--BOTH--	105	SIDE	52	SIDE	84
18	369	110	W	5	SIDE	105	SIDE	52	SIDE	84
19	236	111	W	4	SIDE	105	SIDE	52	SIDE	84
20	221	63	W	14		105	SIDE	52		84
21	186	73	W	11		105	SIDE	52		84
22	0	0	W	23		105		52		84
23	0	0	W	24		105		52		84

Warrant Summary:

Rural values apply.

Warrant 1 - Minimum Vehicular Volumes

NOT SATISFIED. Required values reached for 3 hours. Criteria--Main St.: 420; Side St.: See Volume Summary.

Warrant 2 - Interruption of Continuous Traffic

NOT SATISFIED. Required values reached for 0 hours. Criteria--Main St.: 630; Side St.: See Volume Summary.

Warrant 3 - Minimum Pedestrian Volumes

NOT SATISFIED. 8th-High Hour--Pedestrians: 2; Vehicles: 423. Criteria--Pedestrians: 105; Vehicles: 420.

Warrant 4 - School Crossing

NOT APPLICABLE. Gap data has not been defined.

Warrant 5 - Progressive Movement

NOT SATISFIED. Adjacent signals closer than 1000 feet and/or not part of coordinated system.

Warrant 6 - Accident Experience

NOT SATISFIED. 0 correctable accidents is fewer than required 5.

Correctable Accidents: 0; Right Angle Accidents: 0; Left Turn Accidents: 0; Other Accidents: 0.

Warrant 7 - Systems Warrant

NOT SATISFIED. Peak hour total entering volume 725 does not meet criteria of 800

- Approaches which are part of the principal through traffic roadway network.
- Approaches which connect areas of principal traffic generation.
- Approaches which include rural or suburban highways outside, entering or traversing a city.
- Approaches which have surface street freeway or expressway ramp terminals.
- Approaches which appear as a major route in an official transportation plan.

Warrant 8 - Combination of Warrants

NOT SATISFIED. Required values reached for 0 hours. Criteria--Main: 504; Side: See Volume Summary.

Warrant 9 - Four Hour Volumes

NOT SATISFIED. Required values reached for 0 hours.

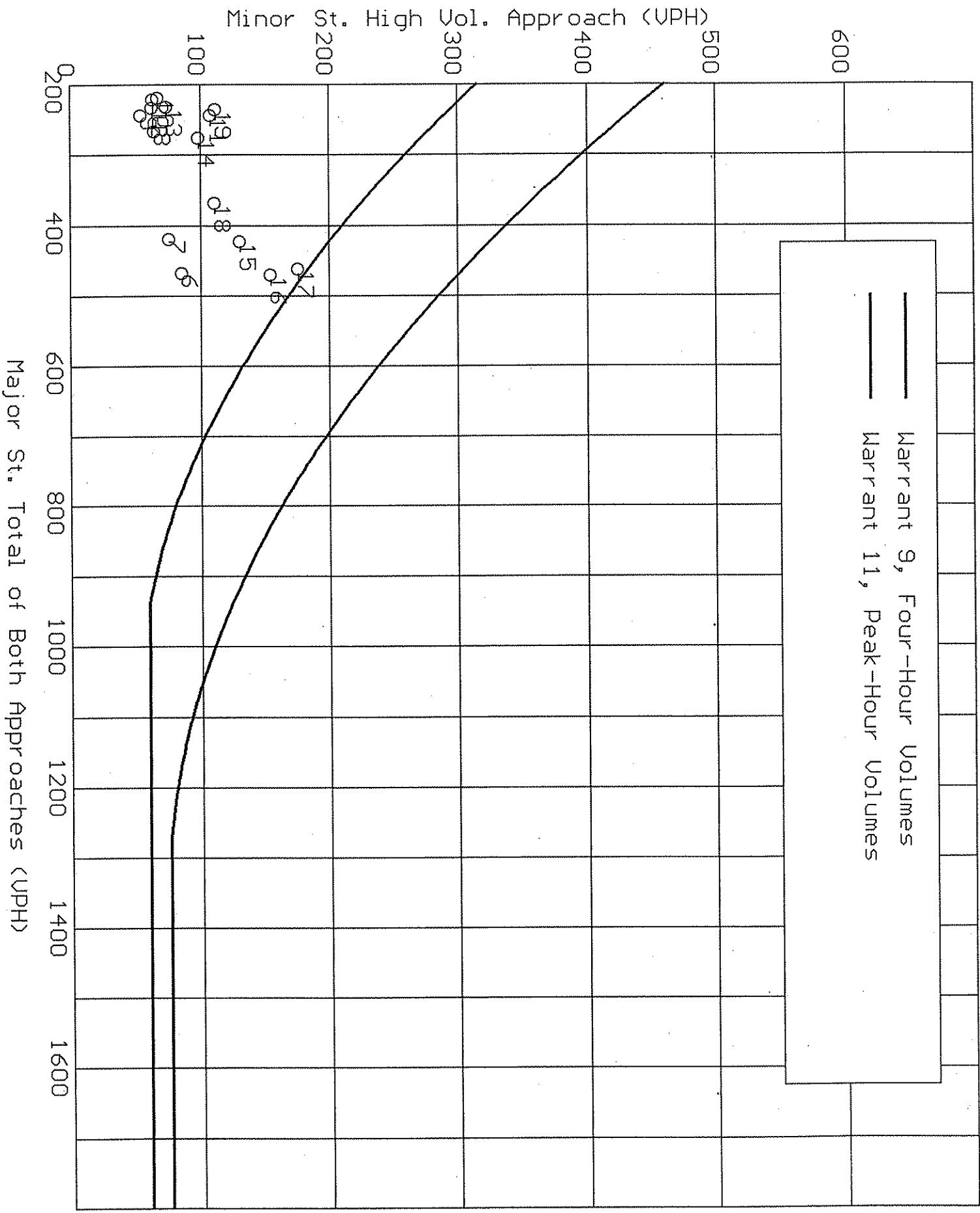
Warrant 10 - Peak Hour Delay

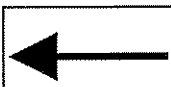
NOT SATISFIED. Peak hour (1600 hours) volume not adequate.

Criteria--Main St.: 800 (4 approaches), 650 (3 approaches); Side St.: 100.

Warrant 11 - Peak Hour Volume

NOT SATISFIED.





COUNT LOCATION:

CSAH 28 (Ambassador Blvd.)@
TH 47 (St. Francis Blvd.)

DATE:

8/9/00

NORTH

APP. #1 = SB TH 47
(St. Francis Blvd.)
APP. #2 = WB CSAH 28
(Ambassador Blvd.)
APP. #3 = NB TH 47
(St. Francis Blvd.)
APP. #4 = EB CSAH 28
(Ambassador Blvd.)

APP.
#2

APP.
#1

APP.
#3

APP.
#4

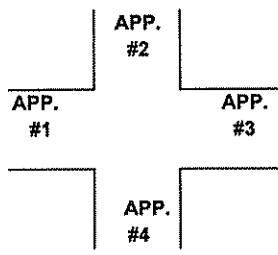
HEAVY VEHICLE- ANY VEHICLE HAVING MORE THAN
FOUR TIRES TOUCHING THE PAVEMENT
A. TRUCKS- A HEAVY VEHICLE INVOLVED PRIMARILY
IN THE TRANSPORT OF GOODS OR IN THE DELIVERY
OF A SERVICE.
B. RV- A HEAVY VEHICLE OPERATED BY A PRIVATE
MOTORIST AND INVOLVED IN THE TRANSPORT OF
RECREATIONAL EQUIPMENT OR FACILITIES.
C. BUSES- A HEAVY VEHICLE INVOLVED IN THE
TRANSPORTATION OF GROUPS OF PEOPLE.

TIME	PEDESTRIANS					HEAVY VEHICLES		
	APP. #1	APP. #2	APP. #3	APP. #4	15 MIN TOT	TRUCKS	RV	BUS
6:00-6:15AM								
6:15-6:30								
6:30-6:45						1		1
6:45-7:00						2		
HOURLY TOTAL						HOURLY TOTAL		4
7:00-7:15						2		
7:15-7:30						1		
7:30-7:45						1		
7:45-8:00						2		
HOURLY TOTAL						HOURLY TOTAL		6
8:00-8:15						4		1
8:15-8:30						2		
8:30-8:45						7		
8:45-9:00						2		1
HOURLY TOTAL						HOURLY TOTAL		17
9:00-9:15						2		
9:15-9:30						7		
9:30-9:45						3		1
9:45-10:00						4		
HOURLY TOTAL						HOURLY TOTAL		17
10:00-10:15						1		
10:15-10:30						5		
10:30-10:45						3		
10:45-11:00						2		
HOURLY TOTAL						HOURLY TOTAL		11
11:00-11:15						3		
11:15-11:30						1		
11:30-11:45						3		
11:45-12:00								
HOURLY TOTAL						HOURLY TOTAL		7
12:00-12:15						4		
12:15-12:30						1		
12:30-12:45								
12:45-1:00								1
HOURLY TOTAL						HOURLY TOTAL		6
1:00-1:15						1		
1:15-1:30								
1:30-1:45								
1:45-2:00								
HOURLY TOTAL						HOURLY TOTAL		1



COUNT LOCATION: CSAH 28 (Ambassador Blvd.)@ **DATE:** 8/7/00
TH 47 (St. Francis Blvd.)

NORTH
 APP. #1 = SB TH 47
 (St. Francis Blvd.)
 APP. #2 = WB CSAH 28
 (Ambassador Blvd.)
 APP. #3 = NB TH 47
 (St. Francis Blvd.)
 APP. #4 = EB CSAH 28
 (Ambassador Blvd.)



HEAVY VEHICLE- ANY VEHICLE HAVING MORE THAN FOUR TIRES TOUCHING THE PAVEMENT
 A. TRUCKS- A HEAVY VEHICLE INVOLVED PRIMARILY IN THE TRANSPORT OF GOODS OR IN THE DELIVERY OF A SERVICE.
 B. RV- A HEAVY VEHICLE OPERATED BY A PRIVATE MOTORIST AND INVOLVED IN THE TRANSPORT OF RECREATIONAL EQUIPMENT OR FACILITIES.
 C. BUSES- A HEAVY VEHICLE INVOLVED IN THE TRANSPORTATION OF GROUPS OF PEOPLE.

TIME	PEDESTRIANS					HEAVY VEHICLES		
	APP. #1	APP. #2	APP. #3	APP. #4	15 MIN TOT	TRUCKS	RV	BUS
2:00-2:15PM						2		1
2:15-2:30								
2:30-2:45						1		
2:45-3:00						3		
HOURLY TOTAL						HOURLY TOTAL		7
3:00-3:15						1		
3:15-3:30						2		
3:30-3:45						2		
3:45-4:00						2		
HOURLY TOTAL						HOURLY TOTAL		7
4:00-4:15						1		
4:15-4:30						2		
4:30-4:45								
4:45-5:00						2		
HOURLY TOTAL						HOURLY TOTAL		5
5:00-5:15								
5:15-5:30								
5:30-5:45								
5:45-6:00						1		
HOURLY TOTAL						HOURLY TOTAL		1
6:00-6:15						1		
6:15-6:30								
6:30-6:45								
6:45-7:00								
HOURLY TOTAL						HOURLY TOTAL		1
7:00-7:15								
7:15-7:30								
7:30-7:45								
7:45-8:00								
HOURLY TOTAL						HOURLY TOTAL		
8:00-8:15								
8:15-8:30								
8:30-8:45								
8:45-9:00						1		
HOURLY TOTAL						HOURLY TOTAL		1
9:00-9:15						1		
9:15-9:30						1		
9:30-9:45								
9:45-10:00								
HOURLY TOTAL						HOURLY TOTAL		2