


Date : 08/10/00

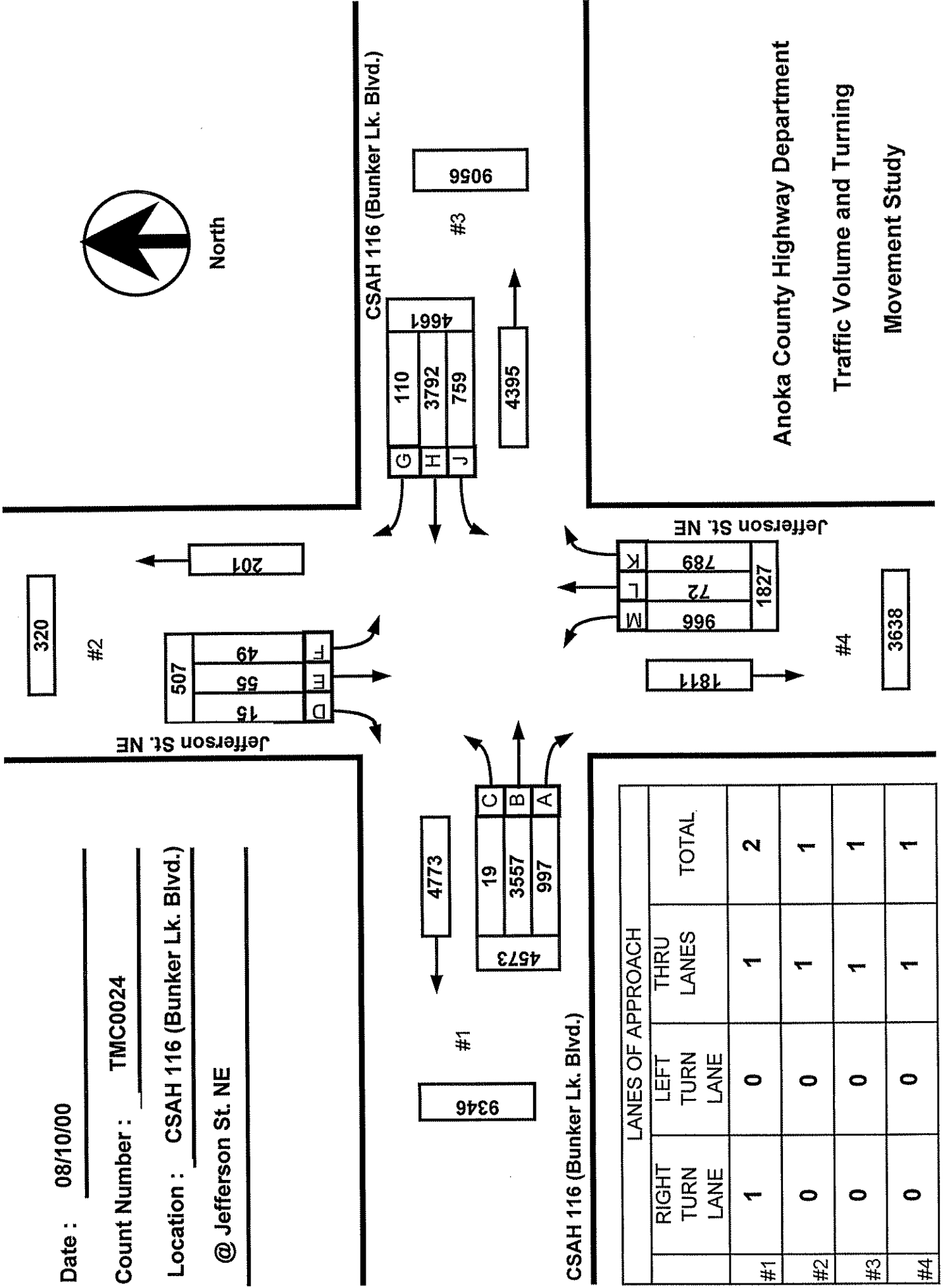
Count Number : TMC0024

Location : CSAH 116 (Bunker Lk. Blvd.)

@ Jefferson St. NE



North



	LANES OF APPROACH			TOTAL
	RIGHT TURN LANE	LEFT TURN LANE	THRU LANES	
#1	1	0	1	2
#2	0	0	1	1
#3	0	0	1	1
#4	0	0	1	1

Anoka County Highway Department  
 Traffic Volume and Turning  
 Movement Study

# Anoka County Highway Department

## Traffic Engineering

### Traffic Volume and Turning Movement Study

Weather: Sunny  
Counter TDC-8  
Counted by: Ryan & Justin

File Name : TMC0024  
Site Code : 00240102  
Start Date : 08/10/2000  
Page No : 1

Groups Printed- 1 - Unshifted

Start Time	Jefferson St. NE Southbound					CSAH 116 (Bunker Lake Blvd.) Westbound					Jefferson St. NE Northbound					CSAH 116 (Bunker Lake Blvd.) Eastbound					Exclu. Total	Inclu. Total	Int. Total
	Left	Thru	Right	Heavy	App. Total	Left	Thru	Right	Heavy	App. Total	Left	Thru	Right	Heavy	App. Total	Left	Thru	Right	Heavy	App. Total			
Factor	1.0	1.0	1.0	1.0		1.0	1.0	1.0	1.0		1.0	1.0	1.0	1.0		1.0	1.0	1.0	1.0				
06:00	1	1	0	0	2	13	13	0	0	26	4	0	2	0	6	0	28	11	0	39	0	73	73
06:15	0	0	0	0	0	6	32	0	0	38	8	0	4	0	12	0	42	22	0	64	0	114	114
06:30	0	3	0	0	3	11	44	2	0	57	9	1	6	0	16	0	78	25	2	103	2	179	181
06:45	0	1	1	0	2	13	48	0	1	61	14	0	10	0	24	0	93	23	1	116	2	203	205
<b>Total</b>	<b>1</b>	<b>5</b>	<b>1</b>	<b>0</b>	<b>7</b>	<b>43</b>	<b>137</b>	<b>2</b>	<b>1</b>	<b>182</b>	<b>35</b>	<b>1</b>	<b>22</b>	<b>0</b>	<b>58</b>	<b>0</b>	<b>241</b>	<b>81</b>	<b>3</b>	<b>322</b>	<b>4</b>	<b>569</b>	<b>573</b>
07:00	1	0	0	0	1	8	35	0	2	43	12	1	14	0	27	0	106	28	0	134	2	205	207
07:15	2	0	0	0	2	12	44	0	0	56	13	0	10	0	23	0	95	24	0	119	0	200	200
07:30	0	1	0	0	1	17	39	3	0	59	17	0	10	0	27	1	94	16	1	111	1	198	199
07:45	1	3	0	0	4	19	54	1	0	74	13	0	10	0	23	1	86	32	0	119	0	220	220
<b>Total</b>	<b>4</b>	<b>4</b>	<b>0</b>	<b>0</b>	<b>8</b>	<b>56</b>	<b>172</b>	<b>4</b>	<b>2</b>	<b>232</b>	<b>55</b>	<b>1</b>	<b>44</b>	<b>0</b>	<b>100</b>	<b>2</b>	<b>381</b>	<b>100</b>	<b>1</b>	<b>483</b>	<b>3</b>	<b>823</b>	<b>826</b>
08:00	0	0	0	0	0	9	46	0	1	55	15	0	5	0	20	0	92	19	0	111	1	186	187
08:15	2	1	0	0	3	14	46	2	0	62	10	0	3	0	13	0	70	11	1	81	1	159	160
08:30	3	1	0	0	4	7	38	0	0	45	11	0	18	0	29	1	86	6	1	93	1	171	172
08:45	0	1	1	0	2	11	49	2	0	62	8	0	30	0	38	0	72	8	0	80	0	182	182
<b>Total</b>	<b>5</b>	<b>3</b>	<b>1</b>	<b>0</b>	<b>9</b>	<b>41</b>	<b>179</b>	<b>4</b>	<b>1</b>	<b>224</b>	<b>44</b>	<b>0</b>	<b>56</b>	<b>0</b>	<b>100</b>	<b>1</b>	<b>320</b>	<b>44</b>	<b>2</b>	<b>365</b>	<b>3</b>	<b>698</b>	<b>701</b>
09:00	0	0	0	0	0	16	37	1	0	54	16	0	16	0	32	0	71	11	0	82	0	168	168
09:15	2	2	0	0	4	5	43	0	0	48	9	0	12	0	21	0	71	11	0	82	0	155	155
09:30	0	0	1	0	1	5	52	2	0	59	18	1	8	0	25	0	56	5	1	61	1	146	147
09:45	0	2	0	0	2	18	43	1	0	62	11	1	9	0	21	2	37	13	0	52	0	137	137
<b>Total</b>	<b>2</b>	<b>4</b>	<b>1</b>	<b>0</b>	<b>7</b>	<b>44</b>	<b>175</b>	<b>4</b>	<b>0</b>	<b>223</b>	<b>52</b>	<b>2</b>	<b>45</b>	<b>0</b>	<b>99</b>	<b>2</b>	<b>235</b>	<b>40</b>	<b>1</b>	<b>277</b>	<b>1</b>	<b>606</b>	<b>607</b>
10:00	1	0	0	0	1	12	45	0	0	57	5	0	6	0	11	0	35	14	0	49	0	118	118
10:15	0	1	0	0	1	14	41	1	0	56	7	0	5	0	12	0	48	24	0	72	0	141	141
10:30	0	0	0	0	0	14	38	0	0	52	11	0	9	0	20	0	42	8	1	50	1	122	123
10:45	0	0	0	0	0	14	53	0	0	67	13	0	11	0	24	1	59	15	1	75	1	166	167
<b>Total</b>	<b>1</b>	<b>1</b>	<b>0</b>	<b>0</b>	<b>2</b>	<b>54</b>	<b>177</b>	<b>1</b>	<b>0</b>	<b>232</b>	<b>36</b>	<b>0</b>	<b>31</b>	<b>0</b>	<b>67</b>	<b>1</b>	<b>184</b>	<b>61</b>	<b>2</b>	<b>246</b>	<b>2</b>	<b>547</b>	<b>549</b>
11:00	1	0	0	0	1	16	43	1	0	60	10	3	12	0	25	2	54	9	0	65	0	151	151
11:15	1	0	0	0	1	6	42	0	0	48	9	1	9	0	19	0	45	13	1	58	1	126	127
11:30	1	1	0	0	2	29	65	4	1	98	9	2	14	1	25	0	59	6	0	65	2	190	192
11:45	1	1	0	0	2	11	66	2	0	79	8	0	19	0	27	0	55	18	0	73	0	181	181
<b>Total</b>	<b>4</b>	<b>2</b>	<b>0</b>	<b>0</b>	<b>6</b>	<b>62</b>	<b>216</b>	<b>7</b>	<b>1</b>	<b>285</b>	<b>36</b>	<b>6</b>	<b>54</b>	<b>1</b>	<b>96</b>	<b>2</b>	<b>213</b>	<b>46</b>	<b>1</b>	<b>281</b>	<b>3</b>	<b>648</b>	<b>651</b>
12:00	1	1	0	0	2	18	56	1	1	75	18	2	19	0	39	0	58	17	0	75	1	191	192
12:15	1	0	0	0	1	15	72	1	0	88	8	0	6	1	14	0	48	7	1	55	2	158	160
12:30	0	0	0	0	0	13	67	2	1	82	9	0	7	0	16	0	45	9	2	54	3	152	155
12:45	0	0	0	0	0	12	55	1	1	68	13	0	7	0	20	0	67	15	0	82	1	170	171
<b>Total</b>	<b>2</b>	<b>1</b>	<b>0</b>	<b>0</b>	<b>3</b>	<b>58</b>	<b>250</b>	<b>5</b>	<b>3</b>	<b>313</b>	<b>48</b>	<b>2</b>	<b>39</b>	<b>1</b>	<b>89</b>	<b>0</b>	<b>218</b>	<b>48</b>	<b>3</b>	<b>266</b>	<b>7</b>	<b>671</b>	<b>678</b>
13:00	1	1	0	0	2	17	53	0	0	70	14	1	6	1	21	0	45	21	0	66	1	159	160
13:15	1	0	0	0	1	20	62	1	0	83	8	3	8	0	19	2	41	22	0	65	0	168	168
13:30	0	0	0	0	0	10	50	0	0	60	9	3	8	0	20	0	68	8	0	76	0	156	156
13:45	0	2	0	0	2	16	52	1	0	69	14	1	11	0	26	0	65	15	0	80	0	177	177
<b>Total</b>	<b>2</b>	<b>3</b>	<b>0</b>	<b>0</b>	<b>5</b>	<b>63</b>	<b>217</b>	<b>2</b>	<b>0</b>	<b>282</b>	<b>45</b>	<b>8</b>	<b>33</b>	<b>1</b>	<b>86</b>	<b>2</b>	<b>219</b>	<b>66</b>	<b>0</b>	<b>287</b>	<b>1</b>	<b>660</b>	<b>661</b>
14:00	3	1	1	0	5	7	51	3	0	61	13	2	7	0	22	1	51	4	0	56	0	144	144
14:15	2	0	0	0	2	13	53	5	0	71	7	3	11	1	21	0	58	8	1	66	2	160	162
14:30	1	1	0	0	2	14	57	5	0	76	10	2	17	0	29	0	44	11	1	55	1	162	163
14:45	0	1	1	0	2	6	46	5	0	57	11	1	9	0	21	2	44	8	1	54	1	134	135
<b>Total</b>	<b>6</b>	<b>3</b>	<b>2</b>	<b>0</b>	<b>11</b>	<b>40</b>	<b>207</b>	<b>18</b>	<b>0</b>	<b>265</b>	<b>41</b>	<b>8</b>	<b>44</b>	<b>1</b>	<b>93</b>	<b>3</b>	<b>197</b>	<b>31</b>	<b>3</b>	<b>231</b>	<b>4</b>	<b>600</b>	<b>604</b>
15:00	0	1	0	0	1	11	55	2	0	68	10	3	13	0	26	0	53	7	1	60	1	155	156
15:15	0	0	1	0	1	6	57	3	0	66	13	2	15	0	30	1	57	10	0	68	0	165	165
15:30	1	0	0	0	1	9	60	2	1	71	15	0	17	0	32	0	60	10	0	70	1	174	175
15:45	1	1	0	0	2	14	59	3	0	76	18	3	23	0	44	0	54	16	0	70	0	192	192
<b>Total</b>	<b>2</b>	<b>2</b>	<b>1</b>	<b>0</b>	<b>5</b>	<b>40</b>	<b>231</b>	<b>10</b>	<b>1</b>	<b>281</b>	<b>56</b>	<b>8</b>	<b>68</b>	<b>0</b>	<b>132</b>	<b>1</b>	<b>224</b>	<b>43</b>	<b>1</b>	<b>268</b>	<b>2</b>	<b>688</b>	<b>688</b>
16:00	1	1	0	0	2	12	68	3	0	83	15	4	22	0	41	0	75	5	0	80	0	206	206
16:15	1	4	0	0	5	11	84	5	0	100	38	1	10	0	49	0	35	19	0	54	0	208	208
16:30	3	2	1	0	6	16	119	2	0	137	30	4	21	0	55	0	72	18	0	90	0	288	288
16:45	0	2	0	0	2	14	109	3	0	126	52	1	16	0	69	0	74	21	0	95	0	292	292
<b>Total</b>	<b>5</b>	<b>9</b>	<b>1</b>	<b>0</b>	<b>15</b>	<b>53</b>	<b>380</b>	<b>13</b>	<b>0</b>	<b>446</b>	<b>135</b>	<b>10</b>	<b>69</b>	<b>0</b>	<b>214</b>	<b>0</b>	<b>256</b>	<b>63</b>	<b>0</b>	<b>319</b>	<b>0</b>	<b>994</b>	<b>994</b>
17:00	0	1	1	0	2	12	122	3	0	137	35	2	26	0	63	0	51	27	0	78	0	280	280
17:15	0	0	0	0	0	11	115	4	0	130	30	3	28	0	61	1	77	26	0	104	0	295	295
17:30	0	0	1	0	1	13	134	2	0	149	37	3	20	0	60	0	73	20	1	93	1	303	304
17:45	1	0	0	0	1	11	97	4	1	112	37	2	15	0	54	0	54	25	0	79	1	246	247
<b>Total</b>	<b>1</b>	<b>1</b>	<b>2</b>	<b>0</b>	<b>4</b>	<b>47</b>	<b>468</b>	<b>13</b>	<b>1</b>	<b>528</b>	<b>139</b>	<b>10</b>	<b>89</b>	<b>0</b>	<b>238</b>	<b>1</b>	<b>255</b>	<b>98</b>	<b>1</b>	<b>354</b>	<b>2</b>	<b>1124</b>	<b>1126</b>

18:00	0	2	1	0	3	7	72	2	0	81	34	1	17	0	52	0	50	24	0	74	0	210	210
18:15	0	0	0	0	0	19	74	3	0	96	14	0	14	0	28	0	40	35	0	75	0	199	199
18:30	2	2	0	0	4	3	71	1	0	75	13	0	12	0	25	0	31	34	0	65	0	169	169
18:45	0	0	1	0	1	21	70	2	0	93	15	1	16	0	32	0	35	10	0	45	0	171	171
Total	2	4	2	0	8	50	287	8	0	345	76	2	59	0	137	0	156	103	0	259	0	749	749
19:00	2	4	0	0	6	22	63	0	0	85	30	0	16	0	46	1	32	18	0	51	0	188	188
19:15	0	0	0	0	0	6	60	1	0	67	15	1	17	0	33	0	41	14	0	55	0	155	155
19:30	0	1	0	0	1	4	57	2	0	63	20	0	7	0	27	0	33	13	0	46	0	137	137
19:45	1	1	0	0	2	2	82	2	0	86	11	2	8	0	21	0	37	15	0	52	0	161	161
Total	3	6	0	0	9	34	262	5	0	301	76	3	48	0	127	1	143	60	0	204	0	641	641
20:00	1	1	0	0	2	11	61	2	0	74	9	1	11	0	21	0	40	16	0	56	0	153	153
20:15	2	2	0	0	4	6	54	1	0	61	5	4	10	0	19	1	25	13	0	39	0	123	123
20:30	3	3	2	0	8	10	51	2	0	63	8	3	8	0	19	0	36	11	0	47	0	137	137
20:45	0	0	1	0	1	6	61	2	0	69	12	0	17	0	29	1	43	18	0	62	0	161	161
Total	6	6	3	0	15	33	227	7	0	267	34	8	46	0	88	2	144	58	0	204	0	574	574
21:00	1	1	0	0	2	20	66	1	0	87	9	1	6	0	16	1	40	12	0	53	0	158	158
21:15	1	0	0	0	1	6	51	1	0	58	23	1	18	0	42	0	49	16	0	65	0	166	166
21:30	1	0	0	0	1	9	43	3	0	55	13	0	8	0	21	0	44	14	0	58	0	135	135
21:45	0	0	1	0	1	6	47	2	0	55	13	1	10	0	24	0	38	13	0	51	0	131	131
Total	3	1	1	0	5	41	207	7	0	255	58	3	42	0	103	1	171	55	0	227	0	590	590
Grand Total	49	55	15	0	119	759	379	110	10	4661	966	72	789	4	1827	19	355	997	18	4573	32	11180	11212
Approch %	41.2	46.2	12.6			16.3	81.4	2.4			52.9	3.9	43.2			0.4	77.8	21.8				0.3	99.7
Total %	0.4	0.5	0.1		1.1	6.8	33.9	1.0		41.7	8.6	0.6	7.1		16.3	0.2	31.8	8.9		40.9			

Major Street Approaches:

Eastbound:

CSAH 116 (Bunker Lake Blvd.)

Data File: C:\Program Files\JAMAR\PETRA\Data Files\TMC0024.war

Count Type: IMC. Channel: 0. Count Date: 8/10/0

Number of Lanes: 2

Approach Speed: 55

Total Approach Traffic: 4573

Westbound:

CSAH 116 (Bunker Lake Blvd.)

Data File: C:\Program Files\JAMAR\PETRA\Data Files\TMC0024.war

Count Type: IMC. Channel: 0. Count Date: 8/10/0

Number of Lanes: 2

Approach Speed: 55

Total Approach Traffic: 4661

Minor Street Approaches:

Northbound:

Jefferson St. NE

Data File: C:\Program Files\JAMAR\PETRA\Data Files\TMC0024.war

Count Type: IMC. Channel: 0. Count Date: 8/10/0

Number of Lanes: 2

Approach Speed: 45

Total Approach Traffic: 1827

Southbound:

Jefferson St. NE

Data File: C:\Program Files\JAMAR\PETRA\Data Files\TMC0024.war

Count Type: IMC. Channel: 0. Count Date: 8/10/0

Number of Lanes: 1

Approach Speed: 30

Total Approach Traffic: 119

Analysis of 8-Hour Volume Warrants (Criteria refers to high volume side street for that hour):

Hour	Main	Side	Warrant 1	Warrant 2	Warrant 3	
Begin	(Total)	Vol. Dir.	Rank	Meets? Criteria	Meets? Criteria	Meets? Criteria
0	0	0 S	17	105	52	84
1	0	0 S	18	105	52	84
2	0	0 S	19	105	52	84
3	0	0 S	20	105	52	84
4	0	0 S	21	105	52	84
5	0	0 S	22	105	52	84
6	504	58 N	16	MAIN 140	70	MAIN 112
7	715	100 N	7	MAIN 140	--BOTH-- 70	MAIN 112
8	589	100 N	8	MAIN 140	SIDE 70	MAIN 112
9	500	99 N	9	MAIN 140	SIDE 70	112
10	478	67 N	15	MAIN 140	70	112
11	546	96 N	10	MAIN 140	SIDE 70	MAIN 112
12	579	89 N	12	MAIN 140	SIDE 70	MAIN 112
13	569	86 N	14	MAIN 140	SIDE 70	MAIN 112
14	496	93 N	11	MAIN 140	SIDE 70	112
15	549	132 N	4	MAIN 140	SIDE 70	--BOTH-- 112
16	765	214 N	2	--BOTH-- 140	--BOTH-- 70	--BOTH-- 112
17	882	238 N	1	--BOTH-- 140	--BOTH-- 70	--BOTH-- 112
18	604	137 N	3	MAIN 140	SIDE 70	--BOTH-- 112
19	505	127 N	5	MAIN 140	SIDE 70	--BOTH-- 112
20	471	88 N	13	MAIN 140	SIDE 70	112
21	482	103 N	6	MAIN 140	SIDE 70	112
22	0	0 S	23	105	52	84
23	0	0 S	24	105	52	84

## Warrant Summary:

Rural values apply.

## Warrant 1 - Minimum Vehicular Volumes

NOT SATISFIED. Required values reached for 2 hours. Criteria--Main St.: 420; Side St.: See Volume Summary.

## Warrant 2 - Interruption of Continuous Traffic

NOT SATISFIED. Required values reached for 3 hours. Criteria--Main St.: 630; Side St.: See Volume Summary.

## Warrant 3 - Minimum Pedestrian Volumes

NOT SATISFIED. 8th-High Hour--Pedestrians: 0. Criteria--Pedestrians: 105; Vehicles: 420.

## Warrant 4 - School Crossing

NOT APPLICABLE. Gap data has not been defined.

## Warrant 5 - Progressive Movement

NOT SATISFIED. Adjacent signals closer than 1000 feet and/or not part of coordinated system.

## Warrant 6 - Accident Experience

NOT SATISFIED. 0 correctable accidents is fewer than required 5.

Correctable Accidents: 0; Right Angle Accidents: 0; Left Turn Accidents: 0; Other Accidents: 0.

## Warrant 7 - Systems Warrant

NOT SATISFIED. At least one street has no major approaches. Peak hour total entering volume: 1124.

- Approaches which are part of the principal through traffic roadway network.
- Approaches which connect areas of principal traffic generation.
- Approaches which include rural or suburban highways outside, entering or traversing a city.
- Approaches which have surface street freeway or expressway ramp terminals.
- Approaches which appear as a major route in an official transportation plan.

## Warrant 8 - Combination of Warrants

NOT SATISFIED. Required values reached for 5 hours. Criteria--Main: 504; Side: See Volume Summary.

## Warrant 9 - Four Hour Volumes

NOT SATISFIED. Required values reached for 2 hours.

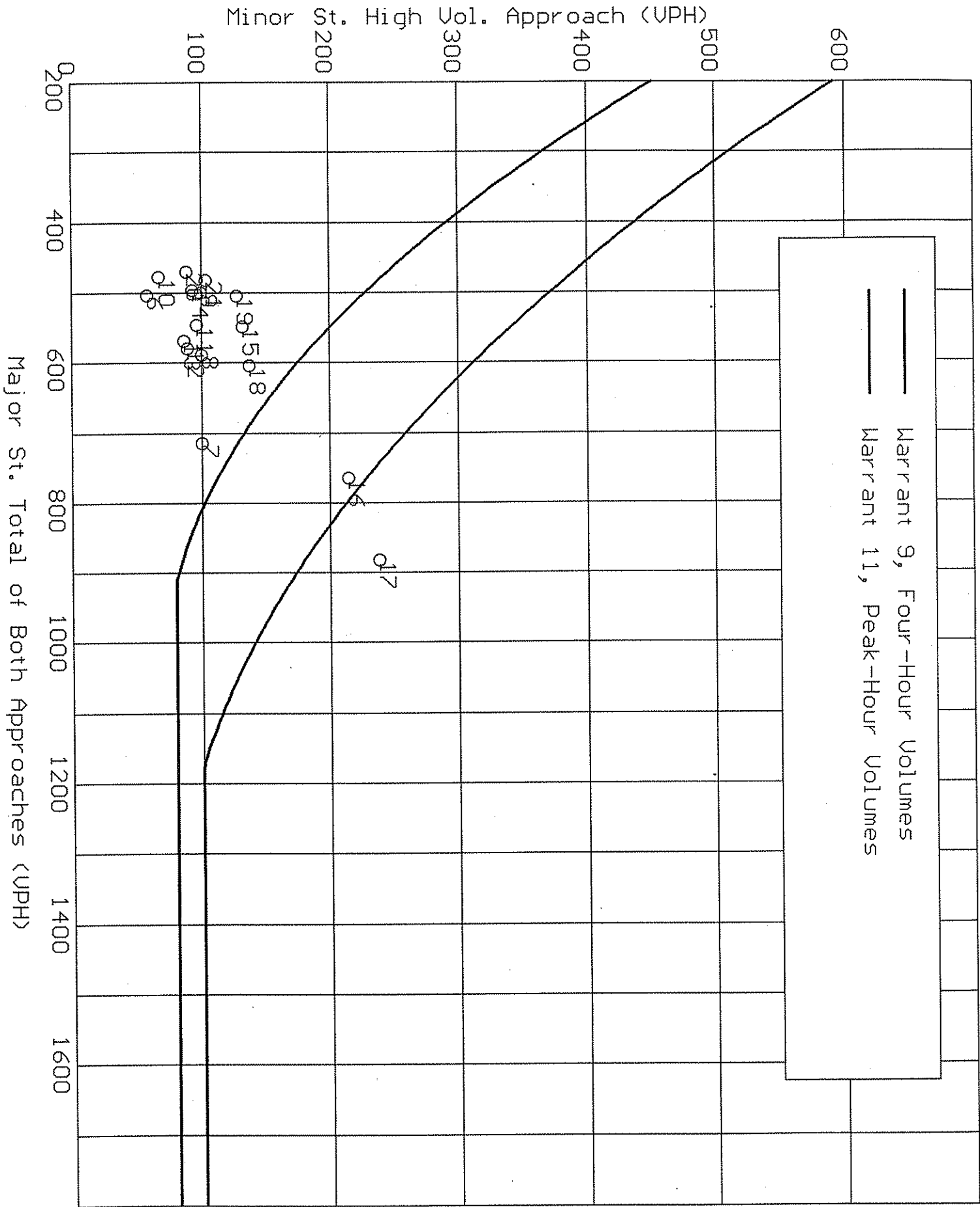
## Warrant 10 - Peak Hour Delay

NOT APPLICABLE. Volume requirements satisfied, but side street peak hour delay not defined.

Criteria--Main St.: 800 (4 approaches), 650 (3 approaches); Side St.: 150.

## Warrant 11 - Peak Hour Volume

SATISFIED for 1 hours.



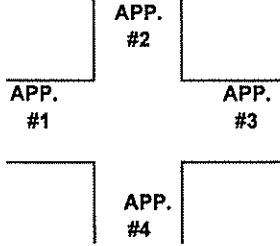


NORTH

COUNT LOCATION: CSAH 116 (Bunker Lake Blvd.)@  
Jefferson St.

DATE: 8/10/00

APP. #1 = EB CSAH 116  
(Bunker Lake Blvd.)  
APP. #2 = SB Jefferson St.  
APP. #3 = WB CSAH 116  
(Bunker Lake Blvd.)  
APP. #4 = NB Jefferson St.



HEAVY VEHICLE- ANY VEHICLE HAVING MORE THAN FOUR TIRES TOUCHING THE PAVEMENT

A. TRUCKS- A HEAVY VEHICLE INVOLVED PRIMARILY IN THE TRANSPORT OF GOODS OR IN THE DELIVERY OF A SERVICE.

B. RV- A HEAVY VEHICLE OPERATED BY A PRIVATE MOTORIST AND INVOLVED IN THE TRANSPORT OF RECREATIONAL EQUIPMENT OR FACILITIES.

C. BUSES- A HEAVY VEHICLE INVOLVED IN THE TRANSPORTATION OF GROUPS OF PEOPLE.

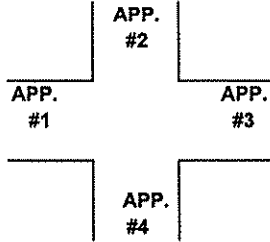
TIME	PEDESTRIANS					HEAVY VEHICLES		
	APP. #1	APP. #2	APP. #3	APP. #4	15 MIN TOT	TRUCKS	RV	BUS
6:00-6:15AM								
6:15-6:30								
6:30-6:45								2
6:45-7:00						1		1
<b>HOURLY TOTAL</b>						<b>HOURLY TOTAL</b>		<b>4</b>
7:00-7:15						2		
7:15-7:30								
7:30-7:45						1		
7:45-8:00								
<b>HOURLY TOTAL</b>						<b>HOURLY TOTAL</b>		<b>3</b>
8:00-8:15						1		
8:15-8:30							1	
8:30-8:45						1		
8:45-9:00								
<b>HOURLY TOTAL</b>						<b>HOURLY TOTAL</b>		<b>3</b>
9:00-9:15								
9:15-9:30								
9:30-9:45						1		
9:45-10:00								
<b>HOURLY TOTAL</b>						<b>HOURLY TOTAL</b>		<b>1</b>
10:00-10:15								
10:15-10:30								
10:30-10:45						1		
10:45-11:00								1
<b>HOURLY TOTAL</b>						<b>HOURLY TOTAL</b>		<b>2</b>
11:00-11:15								
11:15-11:30						1		
11:30-11:45						1		1
11:45-12:00								
<b>HOURLY TOTAL</b>						<b>HOURLY TOTAL</b>		<b>3</b>
12:00-12:15						1		
12:15-12:30						1		1
12:30-12:45						1		2
12:45-1:00								1
<b>HOURLY TOTAL</b>						<b>HOURLY TOTAL</b>		<b>7</b>
1:00-1:15								1
1:15-1:30								
1:30-1:45								
1:45-2:00								
<b>HOURLY TOTAL</b>						<b>HOURLY TOTAL</b>		<b>1</b>



COUNT LOCATION: CSAH 116 (Bunker Lake Blvd.)@  
Jefferson St.

DATE: 8/8/00

APP. #1 = EB CSAH 116  
(Bunker Lake Blvd.)  
APP. #2 = SB Jefferson St.  
APP. #3 = WB CSAH 116  
(Bunker Lake Blvd.)  
APP. #4 = NB Jefferson St.



HEAVY VEHICLE- ANY VEHICLE HAVING MORE THAN  
FOUR TIRES TOUCHING THE PAVEMENT  
A. TRUCKS- A HEAVY VEHICLE INVOLVED PRIMARILY  
IN THE TRANSPORT OF GOODS OR IN THE DELIVERY  
OF A SERVICE.  
B. RV- A HEAVY VEHICLE OPERATED BY A PRIVATE  
MOTORIST AND INVOLVED IN THE TRANSPORT OF  
RECREATIONAL EQUIPMENT OR FACILITIES.  
C. BUSES- A HEAVY VEHICLE INVOLVED IN THE  
TRANSPORTATION OF GROUPS OF PEOPLE.

TIME	PEDESTRIANS					HEAVY VEHICLES		
	APP. #1	APP. #2	APP. #3	APP. #4	15 MIN TOT	TRUCKS	RV	BUS
2:00-2:15PM								
2:15-2:30						1	1	
2:30-2:45						1		
2:45-3:00						1		
<b>HOURLY TOTAL</b>						<b>HOURLY TOTAL</b>		<b>4</b>
3:00-3:15						1		
3:15-3:30								
3:30-3:45						1		
3:45-4:00								
<b>HOURLY TOTAL</b>						<b>HOURLY TOTAL</b>		<b>2</b>
4:00-4:15								
4:15-4:30								
4:30-4:45								
4:45-5:00								
<b>HOURLY TOTAL</b>						<b>HOURLY TOTAL</b>		
5:00-5:15								
5:15-5:30								
5:30-5:45						1		
5:45-6:00						1		
<b>HOURLY TOTAL</b>						<b>HOURLY TOTAL</b>		<b>2</b>
6:00-6:15								
6:15-6:30								
6:30-6:45								1
6:45-7:00								
<b>HOURLY TOTAL</b>						<b>HOURLY TOTAL</b>		<b>1</b>
7:00-7:15								
7:15-7:30								
7:30-7:45								
7:45-8:00								
<b>HOURLY TOTAL</b>						<b>HOURLY TOTAL</b>		
8:00-8:15								
8:15-8:30								
8:30-8:45								
8:45-9:00								
<b>HOURLY TOTAL</b>						<b>HOURLY TOTAL</b>		
9:00-9:15								
9:15-9:30								
9:30-9:45								
9:45-10:00								
<b>HOURLY TOTAL</b>						<b>HOURLY TOTAL</b>		