

Date : 8/1/01

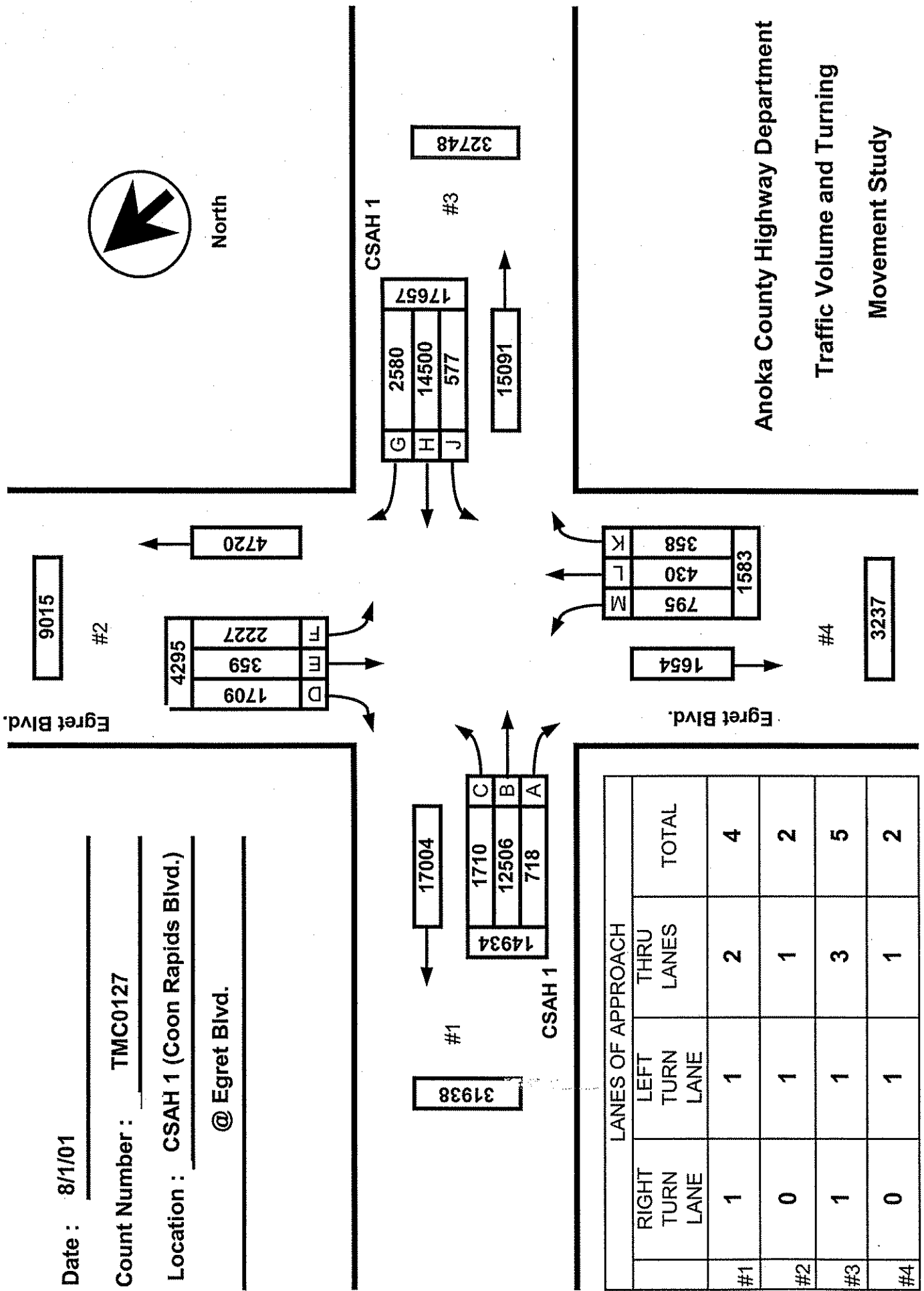
Count Number : TMC0127

Location : CSAH 1 (Coon Rapids Blvd.)

@ Egret Blvd.



North



Anoka County Highway Department  
 Traffic Volume and Turning  
 Movement Study

# Anoka County Highway Department Traffic Engineering

Weather: Rainy, cloudy  
Counter: TDC-8  
Counted by: Jessica/Melissa

Traffic Volume and Turning Movement Stud

File Name : TMC0127  
Site Code : 01250101  
Start Date : 08/01/2001  
Page No : 1

Groups Printed- Unshifted

Start Time	Egret Blvd. Southbound					CSAH 1 Westbound					Egret Blvd. Northbound					CSAH 1 Eastbound					Exclu. Total	Inclu. Total	Int. Total
	Left	Thru	Rght	Heavy	App. Total	Left	Thru	Rght	Heavy	App. Total	Left	Thru	Rght	Heavy	App. Total	Left	Thru	Rght	Heavy	App. Total			
Factor	1.0	1.0	1.0	1.0		1.0	1.0	1.0	1.0		1.0	1.0	1.0	1.0		1.0	1.0	1.0	1.0				
06:00	26	5	13	0	44	2	40	8	4	50	2	0	5	0	7	10	133	2	2	145	6	246	252
06:15	38	5	15	1	58	3	59	8	3	70	3	3	6	2	12	9	155	1	1	165	7	305	312
06:30	50	4	20	0	74	3	50	7	5	60	6	2	3	1	11	11	221	0	3	232	9	377	386
06:45	71	3	21	1	95	3	65	10	4	78	2	5	6	0	13	13	256	5	2	274	7	460	467
<b>Total</b>	<b>185</b>	<b>17</b>	<b>69</b>	<b>2</b>	<b>271</b>	<b>11</b>	<b>214</b>	<b>33</b>	<b>16</b>	<b>258</b>	<b>13</b>	<b>10</b>	<b>20</b>	<b>3</b>	<b>43</b>	<b>43</b>	<b>765</b>	<b>8</b>	<b>8</b>	<b>816</b>	<b>29</b>	<b>1388</b>	<b>1417</b>
07:00	86	5	21	0	112	4	85	11	5	100	4	3	4	1	11	10	305	3	2	318	8	541	549
07:15	100	5	24	1	129	4	100	11	5	115	4	2	7	1	13	18	415	4	4	437	11	694	705
07:30	83	3	37	1	123	2	149	11	8	162	8	3	9	4	20	10	480	8	9	498	22	803	825
07:45	48	1	19	1	68	2	137	10	2	149	8	4	3	0	15	13	377	3	6	393	9	625	634
<b>Total</b>	<b>317</b>	<b>14</b>	<b>101</b>	<b>3</b>	<b>432</b>	<b>12</b>	<b>471</b>	<b>43</b>	<b>20</b>	<b>526</b>	<b>24</b>	<b>12</b>	<b>23</b>	<b>6</b>	<b>59</b>	<b>51</b>	<b>1577</b>	<b>18</b>	<b>21</b>	<b>1646</b>	<b>50</b>	<b>2663</b>	<b>2713</b>
08:00	68	5	32	0	105	4	110	21	3	135	8	4	6	0	18	20	337	1	11	358	14	616	630
08:15	48	1	21	1	70	4	107	9	8	120	6	3	3	0	12	13	216	7	1	236	10	438	448
08:30	51	1	26	3	78	4	153	11	10	168	5	5	9	2	19	24	260	6	14	290	29	555	584
08:45	41	6	33	5	80	3	151	22	10	176	7	3	7	2	17	23	211	2	5	236	22	509	531
<b>Total</b>	<b>208</b>	<b>13</b>	<b>112</b>	<b>9</b>	<b>333</b>	<b>15</b>	<b>521</b>	<b>63</b>	<b>31</b>	<b>599</b>	<b>26</b>	<b>15</b>	<b>25</b>	<b>4</b>	<b>66</b>	<b>80</b>	<b>1024</b>	<b>16</b>	<b>31</b>	<b>1120</b>	<b>75</b>	<b>2118</b>	<b>2193</b>
09:00	20	1	21	1	42	6	115	20	13	141	3	2	8	2	13	19	192	6	3	217	19	413	432
09:15	30	2	19	0	51	2	108	16	6	126	5	4	2	1	11	20	156	3	7	179	14	367	381
09:30	32	0	17	1	49	3	124	19	12	146	7	6	2	0	15	13	152	3	3	168	16	378	394
09:45	32	0	14	1	46	4	122	13	8	139	9	0	1	0	10	18	174	3	4	195	13	390	403
<b>Total</b>	<b>114</b>	<b>3</b>	<b>71</b>	<b>3</b>	<b>188</b>	<b>15</b>	<b>469</b>	<b>68</b>	<b>39</b>	<b>552</b>	<b>24</b>	<b>12</b>	<b>13</b>	<b>3</b>	<b>49</b>	<b>70</b>	<b>674</b>	<b>15</b>	<b>17</b>	<b>759</b>	<b>62</b>	<b>1548</b>	<b>1610</b>
10:00	38	1	13	0	52	11	147	16	7	174	7	3	1	0	11	20	169	2	4	191	11	428	439
10:15	23	4	27	4	54	7	153	18	5	178	3	1	2	0	6	19	148	0	1	167	10	405	415
10:30	23	1	22	1	46	5	137	14	3	156	6	3	3	0	12	21	175	5	2	201	6	415	421
10:45	26	0	15	3	41	6	147	19	9	172	11	3	3	2	17	18	157	4	5	179	19	409	428
<b>Total</b>	<b>110</b>	<b>6</b>	<b>77</b>	<b>8</b>	<b>193</b>	<b>29</b>	<b>584</b>	<b>67</b>	<b>24</b>	<b>680</b>	<b>27</b>	<b>10</b>	<b>9</b>	<b>2</b>	<b>46</b>	<b>78</b>	<b>649</b>	<b>11</b>	<b>12</b>	<b>738</b>	<b>46</b>	<b>1657</b>	<b>1703</b>
11:00	24	4	15	3	43	5	160	24	8	189	10	7	8	1	25	22	151	3	6	176	18	433	451
11:15	23	1	15	0	39	1	136	14	2	151	6	3	2	0	11	30	149	1	10	180	12	381	393
11:30	26	4	24	1	54	7	172	21	8	200	7	5	6	2	18	26	152	5	5	183	16	455	471
11:45	27	4	13	2	44	3	217	19	11	239	6	2	7	1	15	24	164	3	6	191	20	489	509
<b>Total</b>	<b>100</b>	<b>13</b>	<b>67</b>	<b>6</b>	<b>180</b>	<b>16</b>	<b>685</b>	<b>78</b>	<b>29</b>	<b>779</b>	<b>29</b>	<b>17</b>	<b>23</b>	<b>4</b>	<b>69</b>	<b>102</b>	<b>616</b>	<b>12</b>	<b>27</b>	<b>730</b>	<b>66</b>	<b>1758</b>	<b>1824</b>
12:00	31	6	27	0	64	6	204	37	9	247	9	8	6	0	23	23	195	3	2	221	11	555	566
12:15	28	3	29	1	60	4	176	24	5	204	6	2	1	0	9	38	214	2	5	254	11	527	538
12:30	32	3	28	1	63	5	189	28	6	222	9	5	3	1	17	31	206	5	4	242	12	544	556
12:45	34	3	27	2	64	6	211	31	3	248	11	7	1	0	19	29	200	8	7	237	12	568	580
<b>Total</b>	<b>125</b>	<b>15</b>	<b>111</b>	<b>4</b>	<b>251</b>	<b>21</b>	<b>780</b>	<b>120</b>	<b>23</b>	<b>921</b>	<b>35</b>	<b>22</b>	<b>11</b>	<b>1</b>	<b>68</b>	<b>121</b>	<b>815</b>	<b>18</b>	<b>18</b>	<b>954</b>	<b>46</b>	<b>2194</b>	<b>2240</b>
13:00	25	5	34	2	64	5	206	41	7	252	20	4	4	1	28	25	214	4	6	243	16	587	603
13:15	33	1	26	1	60	8	180	24	4	212	8	2	0	0	10	26	203	3	6	232	11	514	525
13:30	42	4	38	1	84	8	192	32	6	232	8	2	1	0	11	14	197	0	1	211	8	538	546
13:45	35	2	20	3	57	7	214	43	7	264	5	7	6	1	18	30	205	2	7	237	18	576	594
<b>Total</b>	<b>135</b>	<b>12</b>	<b>118</b>	<b>7</b>	<b>265</b>	<b>28</b>	<b>792</b>	<b>140</b>	<b>24</b>	<b>960</b>	<b>41</b>	<b>15</b>	<b>11</b>	<b>2</b>	<b>67</b>	<b>95</b>	<b>819</b>	<b>9</b>	<b>20</b>	<b>923</b>	<b>53</b>	<b>2215</b>	<b>2268</b>
14:00	31	4	26	4	61	12	224	38	9	274	4	12	10	0	26	31	206	2	10	239	23	600	623
14:15	32	5	27	1	64	12	249	44	7	305	10	9	5	1	24	16	197	3	5	216	14	609	623
14:30	31	2	39	4	72	8	265	49	9	322	3	4	10	0	17	26	205	2	6	233	19	644	663
14:45	23	5	28	3	56	10	278	49	13	337	10	7	10	3	27	34	166	7	11	207	30	627	657
<b>Total</b>	<b>117</b>	<b>16</b>	<b>120</b>	<b>12</b>	<b>253</b>	<b>42</b>	<b>1016</b>	<b>180</b>	<b>38</b>	<b>1238</b>	<b>27</b>	<b>32</b>	<b>35</b>	<b>4</b>	<b>94</b>	<b>107</b>	<b>774</b>	<b>14</b>	<b>32</b>	<b>895</b>	<b>86</b>	<b>2480</b>	<b>2566</b>
15:00	24	4	24	4	52	5	302	47	6	354	8	12	6	0	26	27	214	1	11	242	21	674	695
15:15	37	1	25	2	63	14	339	74	6	427	12	4	6	0	22	38	180	7	2	225	10	737	747
15:30	36	3	43	3	82	6	452	78	9	536	13	10	5	1	28	30	212	3	12	245	25	891	916
15:45	36	5	38	3	79	9	438	92	8	539	5	4	5	1	14	25	177	4	9	206	21	838	859
<b>Total</b>	<b>133</b>	<b>13</b>	<b>130</b>	<b>12</b>	<b>276</b>	<b>34</b>	<b>1531</b>	<b>291</b>	<b>29</b>	<b>1856</b>	<b>38</b>	<b>30</b>	<b>22</b>	<b>2</b>	<b>90</b>	<b>120</b>	<b>783</b>	<b>15</b>	<b>34</b>	<b>918</b>	<b>77</b>	<b>3140</b>	<b>3217</b>
16:00	40	3	40	5	83	12	500	102	9	614	12	7	7	0	26	41	192	9	6	242	20	965	985
16:15	31	2	38	2	71	10	533	88	9	631	16	11	2	0	29	42	190	5	3	237	14	968	982
16:30	39	7	49	2	95	5	569	111	8	685	9	10	6	0	25	33	190	7	3	230	13	1035	1048
16:45	36	8	45	1	89	10	529	101	10	640	16	5	6	0	27	41	181	11	5	233	16	989	1005
<b>Total</b>	<b>146</b>	<b>20</b>	<b>172</b>	<b>10</b>	<b>338</b>	<b>37</b>	<b>2131</b>	<b>402</b>	<b>36</b>	<b>2570</b>	<b>53</b>	<b>33</b>	<b>21</b>	<b>0</b>	<b>107</b>	<b>157</b>	<b>753</b>	<b>32</b>	<b>17</b>	<b>942</b>	<b>63</b>	<b>3957</b>	<b>4020</b>

## Anoka County Highway Department Traffic Engineering

Weather: Rainy, cloudy  
Counter: TDC-8  
Counted by: Jessica/Melissa

Traffic Volume and Turning Movement Stud

File Name : TMC0127  
Site Code : 01250101  
Start Date : 08/01/2001  
Page No : 2

Groups Printed- Unshifted

Start Time	Egret Blvd. Southbound					CSAH 1 Westbound					Egret Blvd. Northbound					CSAH 1 Eastbound					Exclu. Total	Inclu. Total	Int. Total	
	Left	Thru	Right	Heavy	App. Total	Left	Thru	Right	Heavy	App. Total	Left	Thru	Right	Heavy	App. Total	Left	Thru	Right	Heavy	App. Total				
Factor	1.0	1.0	1.0	1.0		1.0	1.0	1.0	1.0		1.0	1.0	1.0	1.0		1.0	1.0	1.0	1.0					
17:00	32	5	43	3	80	11	531	106	6	648	17	11	3	0	31	45	186	13	9	244	18	1003	1021	
17:15	37	4	38	3	79	17	570	128	8	715	10	8	4	0	22	32	193	5	5	230	16	1046	1062	
17:30	31	9	42	4	82	13	546	117	6	676	10	9	3	2	22	39	202	16	0	257	12	1037	1049	
17:45	48	20	57	2	125	21	476	108	5	605	22	8	4	0	34	52	193	18	4	263	11	1027	1038	
Total	148	38	180	12	366	62	2123	459	25	2644	59	36	14	2	109	168	774	52	18	994	57	4113	4170	
18:00	50	16	41	2	107	18	431	73	6	522	20	12	5	0	37	42	191	29	4	262	12	928	940	
18:15	34	23	35	1	92	33	354	60	6	447	17	9	7	0	33	41	188	68	3	297	10	869	879	
18:30	36	33	21	1	90	41	288	50	6	379	22	15	3	2	40	24	213	66	5	303	14	812	826	
18:45	36	34	33	0	103	34	243	38	4	315	23	10	4	0	37	26	168	73	0	267	4	722	726	
Total	156	106	130	4	392	126	1316	221	22	1663	82	46	19	2	147	133	760	236	12	1129	40	3331	3371	
19:00	27	11	33	0	71	29	247	42	4	318	16	10	6	1	32	36	190	41	6	267	11	688	699	
19:15	19	10	33	1	62	16	209	41	0	266	29	8	8	1	45	22	153	25	6	200	8	573	581	
19:30	18	7	22	0	47	12	156	43	0	211	31	8	12	0	51	30	145	7	2	182	2	491	493	
19:45	26	3	25	1	54	7	182	38	1	227	47	33	26	1	106	42	146	10	3	198	6	585	591	
Total	90	31	113	2	234	64	794	164	5	1022	123	59	52	3	234	130	634	83	17	847	27	2337	2364	
20:00	25	6	21	0	52	9	179	40	1	228	35	21	20	0	76	38	143	12	3	193	4	549	553	
20:15	20	10	23	2	53	10	158	42	2	210	30	12	15	1	57	36	138	24	4	198	9	518	527	
20:30	21	7	19	0	47	11	137	36	0	184	19	8	9	0	36	30	141	21	3	192	3	459	462	
20:45	17	5	20	1	42	8	142	31	1	181	22	13	3	0	38	35	135	29	2	199	4	460	464	
Total	83	28	83	3	194	38	616	149	4	803	106	54	47	1	207	139	557	86	12	782	20	1986	2006	
21:00	19	6	17	1	42	9	120	27	1	156	20	9	5	1	34	33	136	25	4	194	7	426	433	
21:15	16	3	15	0	34	6	131	25	1	162	21	8	3	0	32	35	139	22	3	196	4	424	428	
21:30	12	2	11	1	25	5	105	29	1	139	22	5	3	1	30	22	129	26	2	177	5	371	376	
21:45	13	3	12	0	28	7	101	21	0	129	25	5	2	0	32	26	128	20	0	174	0	363	363	
Total	60	14	55	2	129	27	457	102	3	586	88	27	13	2	128	116	532	93	9	741	16	1584	1600	
Grand Total	222	7	359	170	99	4295	577	14500	2580	368	17657	795	430	358	41	1583	1710	12506	718	305	14934	813	3846	3928
Approch %	51.9	8.4	39.8			3.3	82.1	14.6			50.2	27.2	22.6			11.5	83.7	4.8						
Total %	5.8	0.9	4.4		11.2	1.5	37.7	6.7		45.9	2.1	1.1	0.9		4.1	4.4	32.5	1.9		38.8	2.1	97.9		

Major Street Approaches:

Eastbound:

CSAH 1

Data File: C:\Program Files\PCWarrants\TMC0127.war  
 Count Type: IMC. Channel: 0. Count Date: 8/ 1/ 1  
 Number of Lanes: 2  
 Approach Speed: 45  
 Total Approach Traffic: 14934

Westbound:

CSAH 1

Data File: C:\Program Files\PCWarrants\TMC0127.war  
 Count Type: IMC. Channel: 0. Count Date: 8/ 1/ 1  
 Number of Lanes: 2  
 Approach Speed: 45  
 Total Approach Traffic: 17657

Minor Street Approaches:

Northbound:

Egret Blvd.

Data File: C:\Program Files\PCWarrants\TMC0127.war  
 Count Type: IMC. Channel: 0. Count Date: 8/ 1/ 1  
 Number of Lanes: 2  
 Approach Speed: 30  
 Total Approach Traffic: 1583

Southbound:

Egret Blvd.

Data File: C:\Program Files\PCWarrants\TMC0127.war  
 Count Type: IMC. Channel: 0. Count Date: 8/ 1/ 1  
 Number of Lanes: 2  
 Approach Speed: 30  
 Total Approach Traffic: 4295

Analysis of 8-Hour Volume Warrants (Criteria refers to high volume side street for that hour):

Hour	Main	Side	Warrant 1	Warrant 2	Warrant 8
Begin	(Total)	Vol. Dir.	Meets? Criteria	Meets? Criteria	Meets? Criteria
0	0	0 S	17	140	70 112
1	0	0 S	18	140	70 112
2	0	0 S	19	140	70 112
3	0	0 S	20	140	70 112
4	0	0 S	21	140	70 112
5	0	0 S	22	140	70 112
6	1074	271 S	7	--BOTH-- 140	--BOTH-- 70 --BOTH-- 112
7	2172	432 S	1	--BOTH-- 140	--BOTH-- 70 --BOTH-- 112
8	1719	333 S	5	--BOTH-- 140	--BOTH-- 70 --BOTH-- 112
9	1311	188 S	14	--BOTH-- 140	--BOTH-- 70 --BOTH-- 112
10	1418	193 S	13	--BOTH-- 140	--BOTH-- 70 --BOTH-- 112
11	1509	180 S	15	--BOTH-- 140	--BOTH-- 70 --BOTH-- 112
12	1875	251 S	10	--BOTH-- 140	--BOTH-- 70 --BOTH-- 112
13	1883	265 S	8	--BOTH-- 140	--BOTH-- 70 --BOTH-- 112
14	2133	253 S	9	--BOTH-- 140	--BOTH-- 70 --BOTH-- 112
15	2774	276 S	6	--BOTH-- 140	--BOTH-- 70 --BOTH-- 112
16	3512	338 S	4	--BOTH-- 140	--BOTH-- 70 --BOTH-- 112
17	3638	366 S	3	--BOTH-- 140	--BOTH-- 70 --BOTH-- 112
18	2792	392 S	2	--BOTH-- 140	--BOTH-- 70 --BOTH-- 112
19	1869	234 S	11	--BOTH-- 140	--BOTH-- 70 --BOTH-- 112
20	1585	207 N	12	--BOTH-- 140	--BOTH-- 70 --BOTH-- 112
21	1327	129 S	16	MAIN 140	--BOTH-- 70 --BOTH-- 112
22	0	0 S	23	140	70 112
23	0	0 S	24	140	70 112

Warrant Summary:

Rural values apply.

Warrant 1 - Minimum Vehicular Volumes

SATISFIED for 15 hours. Criteria--Main St.: 420; Side St.: See Volume Summary.

Warrant 2 - Interruption of Continuous Traffic

SATISFIED for 16 hours. Criteria--Main St.: 630; Side St.: See Volume Summary.

Warrant 3 - Minimum Pedestrian Volumes

NOT SATISFIED. Ped volumes too low. Criteria--190 Peds in peak hour, 100 peds in 4th high hour.

Warrant 4 - School Crossing

NOT APPLICABLE. Gap data has not been defined.

Warrant 5 - Progressive Movement

NOT SATISFIED. Adjacent signals closer than 1000 feet and/or not part of coordinated system.

Warrant 6 - Accident Experience

NOT SATISFIED. 0 correctable accidents is fewer than required 5.

Correctable Accidents: 0; Right Angle Accidents: 0; Left Turn Accidents: 0; Other Accidents: 0.

Warrant 7 - Systems Warrant

NOT SATISFIED. At least one street has no major approaches. Peak hour total entering volume: 4113.

EW- Approaches which are part of the principal through traffic roadway network.

- Approaches which include rural or suburban highways outside, entering or traversing a city.
- Approaches which appear as a major route in an official transportation plan.

Warrant 8 - Combination of Warrants

SATISFIED for 16 hours. Criteria--Main: 504; Side: See Volume Summary.

Warrant 9 - Four Hour Volumes

SATISFIED for 16 hours.

Warrant 10 - Peak Hour Delay

NOT APPLICABLE. Volume requirements satisfied, but side street peak hour delay not defined.

Criteria--Main St.: 800 (4 approaches), 650 (3 approaches); Side St.: 150.

Warrant 11 - Peak Hour Volume

SATISFIED for 16 hours.

Minor St. High Vol. Approach (UPH)

600  
500  
400  
300  
200  
100  
0

200 400 600 800 1000 1200 1400 1600

Major St. Total of Both Approaches (UPH)

Warrant 9, Four-Hour Volumes  
Warrant 11, Peak-Hour Volumes

8  
9  
10  
11  
20  
21

8

**Multiway Stop Warrant Analysis**  
**TMC 0127 CSAH 1 @ Egret Blvd.**  
**Speed Limit of Major Roadway..... 45**

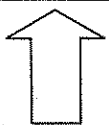
**Minimum Traffic Volumes Multiway Stop Warrant Criteria:**

- a) The total vehicular volume entering the intersection from all approaches must average at least 500 vehicles per hour (vph) for any 8 hours of an average day, AND:
- b) The combined vehicular and pedestrian volume from the minor street or highway must average at least 200 vph for the same 8 hours, with an average delay to minor street vehicular traffic of at least 30 seconds per vehicle during the maximum hour, BUT:
- c) When the 85-percentile approach speed of the major street traffic exceeds 40 miles per hour, the minimum volume warrant is 70% of the above requirements.

Hour	Total Vehicular Traffic Entering the Intersection	Vehicular Traffic Entering on First Minor Roadway	Vehicular Traffic Entering on Second Minor Roadway	Sum of Minor Approaches	Hours Stop Warrant Met
6 AM - 7 AM	1388	271	43	314	1
7 AM - 8 AM	2663	432	59	491	1
8 AM - 9 AM	2118	333	66	399	1
9 AM - 10 AM	1548	188	49	237	1
10 AM - 11 AM	1657	193	46	239	1
11 AM - 12 PM	1758	180	69	249	1
12 PM - 13 PM	2194	251	68	319	1
1 PM - 2 PM	2215	265	67	332	1
2 PM - 3 PM	2480	253	94	347	1
3 PM - 4 PM	3140	276	90	366	1
4 PM - 5 PM	3957	388	107	495	1
5 PM - 6 PM	4113	366	109	475	1
6 PM - 7 PM	3331	392	147	539	1
7 PM - 8 PM	2337	234	234	468	1
8 PM - 9 PM	1986	194	207	401	1
9 PM - 10 PM	1584	129	128	257	1

**TOTAL HOURS MET: 16**

**MULTIWAY STOP WARRANT IS MET**



NORTH

COUNT LOCATION:

CSAH 1 @

DATE:

8/1/01

Egret Blvd.

APP. #1 = CSAH 1

APP. #2 = Egret Blvd.

APP. #3 = CSAH 1

APP. #4 = Egret Blvd.

APP. #2

APP. #1

APP. #3

APP. #4

HEAVY VEHICLE- ANY VEHICLE HAVING MORE THAN FOUR TIRES TOUCHING THE PAVEMENT

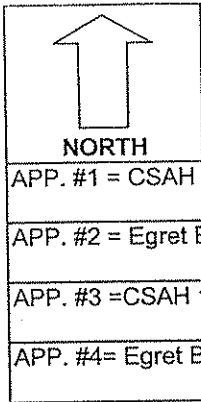
A. TRUCKS- A HEAVY VEHICLE INVOLVED PRIMARILY IN THE TRANSPORT OF GOODS OR IN THE DELIVERY OF A SERVICE.

B. RV- A HEAVY VEHICLE OPERATED BY A PRIVATE MOTORIST AND INVOLVED IN THE TRANSPORT OF RECREATIONAL EQUIPMENT OR FACILITIES.

C. BUSES- A HEAVY VEHICLE INVOLVED IN THE TRANSPORTATION OF GROUPS OF PEOPLE.

TIME	PEDESTRIANS					HEAVY VEHICLES		
	APP. #1	APP. #2	APP. #3	APP. #4	15 MIN TOT	TRUCKS	RV	BUS
6:00-6:15AM						6		
6:15-6:30						7		
6:30-6:45						9		
6:45-7:00						7		
<b>HOURLY TOTAL</b>						<b>HOURLY TOTAL</b>		<b>29</b>
7:00-7:15						8		
7:15-7:30			1		1	10		2
7:30-7:45						14		5
7:45-8:00						6		3
<b>HOURLY TOTAL</b>					<b>1</b>	<b>HOURLY TOTAL</b>		<b>48</b>
8:00-8:15						7		3
8:15-8:30						9		2
8:30-8:45						18		10
8:45-9:00						9		13
<b>HOURLY TOTAL</b>						<b>HOURLY TOTAL</b>		<b>71</b>
9:00-9:15		1			1	14		4
9:15-9:30		1	1		2	15		
9:30-9:45						16		
9:45-10:00						14		1
<b>HOURLY TOTAL</b>					<b>3</b>	<b>HOURLY TOTAL</b>		<b>64</b>
10:00-10:15	1				1	9		1
10:15-10:30						9		
10:30-10:45						6		1
10:45-11:00						12		5
<b>HOURLY TOTAL</b>					<b>1</b>	<b>HOURLY TOTAL</b>		<b>43</b>
11:00-11:15						13		5
11:15-11:30						7		2
11:30-11:45	1	1			2	11		4
11:45-12:00	1		1		2	14		7
<b>HOURLY TOTAL</b>					<b>4</b>	<b>HOURLY TOTAL</b>		<b>63</b>
12:00-12:15						6		6
12:15-12:30						6		3
12:30-12:45						12		
12:45-1:00		1			1	11		
<b>HOURLY TOTAL</b>					<b>1</b>	<b>HOURLY TOTAL</b>		<b>44</b>
1:00-1:15		1			1	15		1
1:15-1:30	1				1	9		1
1:30-1:45						8		1
1:45-2:00						16		1
<b>HOURLY TOTAL</b>					<b>2</b>	<b>HOURLY TOTAL</b>		<b>52</b>





COUNT LOCATION:

CSAH 1 @

DATE:

8/1/01

Egret Blvd.

- HEAVY VEHICLE- ANY VEHICLE HAVING MORE THAN FOUR TIRES TOUCHING THE PAVEMENT
- A. TRUCKS- A HEAVY VEHICLE INVOLVED PRIMARILY IN THE TRANSPORT OF GOODS OR IN THE DELIVERY OF A SERVICE.
  - B. RV- A HEAVY VEHICLE OPERATED BY A PRIVATE MOTORIST AND INVOLVED IN THE TRANSPORT OF RECREATIONAL EQUIPMENT OR FACILITIES.
  - C. BUSES- A HEAVY VEHICLE INVOLVED IN THE TRANSPORTATION OF GROUPS OF PEOPLE.

TIME	PEDESTRIANS					HEAVY VEHICLES		
	APP. #1	APP. #2	APP. #3	APP. #4	15 MIN TOT	TRUCKS	RV	BUS
2:00-2:15PM			2		2	20		1
2:15-2:30	1				1	15	1	
2:30-2:45	3	2		3	8	21		
2:45-3:00		1		1	2	28		1
<b>HOURLY TOTAL</b>					<b>13</b>	<b>HOURLY TOTAL</b>		<b>87</b>
3:00-3:15	1			1	2	20		3
3:15-3:30						9		
3:30-3:45				2	2	26		2
3:45-4:00						24		2
<b>HOURLY TOTAL</b>					<b>4</b>	<b>HOURLY TOTAL</b>		<b>86</b>
4:00-4:15						21		2
4:15-4:30		3			3	14		3
4:30-4:45		1				14		3
4:45-5:00	1			2	3	12		1
<b>HOURLY TOTAL</b>					<b>6</b>	<b>HOURLY TOTAL</b>		<b>70</b>
5:00-5:15						13		3
5:15-5:30		1		1	2	13		2
5:30-5:45		4			4	13		1
5:45-6:00						7		2
<b>HOURLY TOTAL</b>					<b>6</b>	<b>HOURLY TOTAL</b>		<b>54</b>
6:00-6:15						8		2
6:15-6:30						6		2
6:30-6:45		5			5	14		1
6:45-7:00		4			4	5		
<b>HOURLY TOTAL</b>					<b>9</b>	<b>HOURLY TOTAL</b>		<b>38</b>
7:00-7:15		2		2	4	13		2
7:15-7:30		8				7		
7:30-7:45		3			3	2		
7:45-8:00						3		
<b>HOURLY TOTAL</b>					<b>7</b>	<b>HOURLY TOTAL</b>		<b>27</b>
8:00-8:15						4		
8:15-8:30						9		
8:30-8:45						3		
8:45-9:00						4		
<b>HOURLY TOTAL</b>						<b>HOURLY TOTAL</b>		<b>20</b>
9:00-9:15						7		
9:15-9:30						4		
9:30-9:45						4		
9:45-10:00								
<b>HOURLY TOTAL</b>						<b>HOURLY TOTAL</b>		<b>15</b>