


Date : 6/17/02

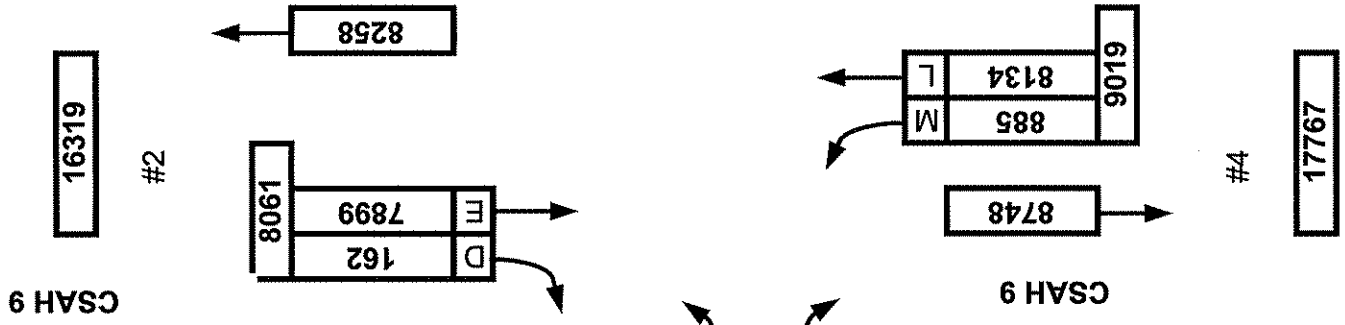
Count Number : TMC0208

Location : CSAH 9 (Round Lake Blvd.)

@ 143rd Ave. NW



North



	LANES OF APPROACH			TOTAL
	RIGHT TURN LANE	LEFT TURN LANE	THRU LANES	
#1	0	0	1	1
#2	1	0	1	2
#4	0	0	1	1

18:00	0	105	2	3	107	0	0	0	0	0	25	212	0	4	237	3	0	11	0	14	7	358	365	
18:15	0	72	0	0	72	0	0	0	0	0	21	212	0	4	233	1	0	22	0	23	4	328	332	
18:30	0	106	2	1	108	0	0	0	0	0	23	193	0	3	216	1	0	19	0	20	4	344	348	
18:45	0	116	4	0	120	0	0	0	0	0	25	170	0	9	195	5	0	14	0	19	9	334	343	
Total	0	399	8	4	407	0	0	0	0	0	94	787	0	20	881	10	0	66	0	76	24	1364	1388	
19:00	0	109	3	0	112	0	0	0	0	0	11	124	0	2	135	0	0	11	0	11	2	258	260	
19:15	0	136	3	0	139	0	0	0	0	0	14	139	0	3	153	0	0	13	0	13	3	305	308	
19:30	0	104	3	0	107	0	0	0	0	0	23	139	0	6	162	1	0	10	1	11	7	280	287	
19:45	0	131	3	0	134	0	0	0	0	0	14	136	0	0	150	0	0	14	0	14	0	298	298	
Total	0	480	12	0	492	0	0	0	0	0	62	538	0	11	600	1	0	48	1	49	12	1141	1153	
20:00	0	121	5	1	126	0	0	0	0	0	15	163	0	9	178	1	1	11	0	13	10	317	327	
20:15	0	141	7	1	148	0	0	0	0	0	33	132	0	1	165	2	0	11	0	13	2	326	328	
20:30	0	113	8	0	121	0	0	0	0	0	21	130	0	1	151	0	0	7	0	7	1	279	280	
20:45	0	80	3	0	83	0	0	0	0	0	15	130	0	1	145	2	0	19	0	21	1	249	250	
Total	0	455	23	2	478	0	0	0	0	0	84	555	0	12	639	5	1	48	0	54	14	1171	1185	
21:00	0	101	3	0	104	0	0	0	0	0	25	123	0	1	148	2	0	15	0	17	1	269	270	
21:15	0	74	2	0	76	0	0	0	0	0	15	128	0	0	143	0	0	4	0	4	0	223	223	
21:30	0	75	2	0	77	0	0	0	0	0	14	120	0	0	134	2	0	10	0	12	0	223	223	
21:45	0	77	2	0	79	0	0	0	0	0	16	119	0	0	135	3	0	11	0	14	0	228	228	
Total	0	327	9	0	336	0	0	0	0	0	70	490	0	1	560	7	0	40	0	47	1	943	944	
Grand Total	0	789	162	208	8061	0	0	0	0	0	885	813	0	321	9019	124	1	849	20	974	549	1805	1860	
Apprch %	0.0	98.0	2.0			0.0	0.0	0.0			9.8	90.2	0.0			12.7	0.1	87.2						3
Total %	0.0	43.8	0.9		44.6	0.0	0.0	0.0	0.0	0.0	4.9	45.1	0.0		50.0	0.7	0.0	4.7		5.4	3.0	97.0		

Major Street Approaches:

Northbound:

CSAH 9

Data File: C:\Program Files\PC-Warrants\TMC0208b.war
 Count Type: IMC. Channel: 0. Count Date: 6/17/ 2
 Number of Lanes: 1
 Approach Speed: 45
 Total Approach Traffic: 9019

Southbound:

CSAH 9

Data File: C:\Program Files\PC-Warrants\TMC0208b.war
 Count Type: IMC. Channel: 0. Count Date: 6/17/ 2
 Number of Lanes: 2
 Approach Speed: 45
 Total Approach Traffic: 8061

Minor Street Approaches:

Eastbound:

143rd Ave. NW

Data File: C:\Program Files\PC-Warrants\TMC0208b.war
 Count Type: IMC. Channel: 0. Count Date: 6/17/ 2
 Number of Lanes: 1
 Approach Speed: 30
 Total Approach Traffic: 974

Westbound:

Data File: C:\Program Files\PC-Warrants\TMC0208b.war
 Count Type: IMC. Channel: 0. Count Date: 6/17/ 2
 Number of Lanes: 1
 Approach Speed: 0
 Total Approach Traffic: 0

Analysis of 8-Hour Volume Warrants (Criteria refers to high volume side street for that hour):

Hour	Main Begin (Total)	Side			Warrant 1		Warrant 2		Warrant 3	
		Vol.	Dir.	Rank	Meets?	Criteria	Meets?	Criteria	Meets?	Criteria
0	0	0	E	17		105		52		84
1	0	0	E	18		105		52		84
2	0	0	E	19		105		52		84
3	0	0	E	20		105		52		84
4	0	0	E	21		105		52		84
5	0	0	E	22		105		52		84
6	951	88	E	3	MAIN	105	--BOTH--	52	--BOTH--	84
7	1003	105	E	1	--BOTH--	105	--BOTH--	52	--BOTH--	84
8	769	76	E	4	MAIN	105	--BOTH--	52	MAIN	84
9	742	58	E	7	MAIN	105	--BOTH--	52	MAIN	84
10	831	58	E	8	MAIN	105	--BOTH--	52	MAIN	84
11	1006	44	E	13	MAIN	105	MAIN	52	MAIN	84
12	966	40	E	14	MAIN	105	MAIN	52	MAIN	84
13	878	40	E	15	MAIN	105	MAIN	52	MAIN	84
14	1043	30	E	16	MAIN	105	MAIN	52	MAIN	84
15	1328	47	E	11	MAIN	105	MAIN	52	MAIN	84
16	1470	64	E	6	MAIN	105	--BOTH--	52	MAIN	84
17	1700	98	E	2	MAIN	105	--BOTH--	52	--BOTH--	84
18	1288	76	E	5	MAIN	105	--BOTH--	52	MAIN	84
19	1092	49	E	10	MAIN	105	MAIN	52	MAIN	84
20	1117	54	E	9	MAIN	105	--BOTH--	52	MAIN	84
21	896	47	E	12	MAIN	105	MAIN	52	MAIN	84
22	0	0	E	23		105		52		84
23	0	0	E	24		105		52		84

Warrant Summary:

Rural values apply.

Warrant 1 - Minimum Vehicular Volumes

NOT SATISFIED. Required values reached for 1 hours. Criteria--Main St.: 420; Side St.: See Volume Summary.

Warrant 2 - Interruption of Continuous Traffic

SATISFIED for 9 hours. Criteria--Main St.: 630; Side St.: See Volume Summary.

Warrant 3 - Minimum Pedestrian Volumes

NOT SATISFIED. Ped volumes too low. Criteria--190 Peds in peak hour, 100 peds in 4th high hour.

Warrant 4 - School Crossing

NOT APPLICABLE. Gap data has not been defined.

Warrant 5 - Progressive Movement

NOT SATISFIED. Adjacent signals closer than 1000 feet and/or not part of coordinated system.

Warrant 6 - Accident Experience

NOT SATISFIED. 0 correctable accidents is fewer than required 5.

Correctable Accidents: 0; Right Angle Accidents: 0; Left Turn Accidents: 0; Other Accidents: 0.

Warrant 7 - Systems Warrant

NOT SATISFIED. At least one street has no major approaches. Peak hour total entering volume: 1798.

- Approaches which are part of the principal through traffic roadway network.
- Approaches which include rural or suburban highways outside, entering or traversing a city.
- Approaches which appear as a major route in an official transportation plan.

Warrant 8 - Combination of Warrants

NOT SATISFIED. Required values reached for 3 hours. Criteria--Main: 504; Side: See Volume Summary.

Warrant 9 - Four Hour Volumes

SATISFIED for 5 hours.

Warrant 10 - Peak Hour Delay

NOT SATISFIED. Peak hour (1700 hours) volume not adequate.

Criteria--Main St.: 800 (4 approaches), 650 (3 approaches); Side St.: 100.

Warrant 11 - Peak Hour Volume

SATISFIED for 3 hours.

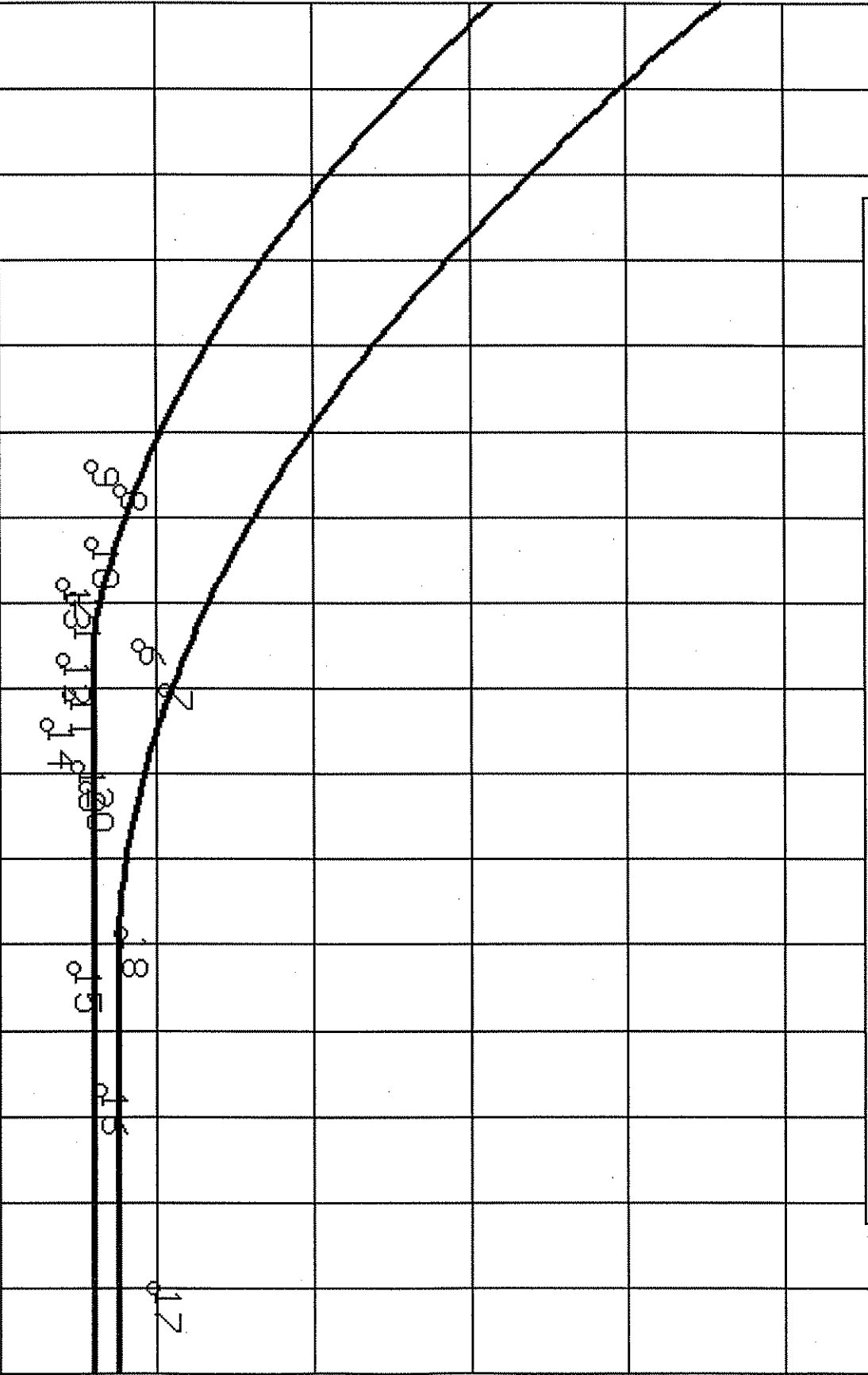
Minor St. High Vol. Approach (UPH)

0 100 200 300 400 500 600

Major St. Total of Both Approaches (UPH)

200 400 600 800 1000 1200 1400 1600

Warrant 9, Four-Hour Volumes
 Warrant 11, Peak-Hour Volumes



Multiway Stop Warrant Analysis
TMC 0208 CSAH 9 @ 143RD AVE. NW
Speed Limit of Major Roadway..... 45

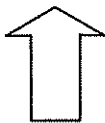
Minimum Traffic Volumes Multiway Stop Warrant Criteria:

- a) The total vehicular volume entering the intersection from all approaches must average at least 500 vehicles per hour (vph) for any 8 hours of an average day, AND:
- b) The combined vehicular and pedestrian volume from the minor street or highway must average at least 200 vph for the same 8 hours, with an average delay to minor street vehicular traffic of at least 30 seconds per vehicle during the maximum hour, BUT:
- c) When the 85-percentile approach speed of the major street traffic exceeds 40 miles per hour, the minimum volume warrant is 70% of the above requirements.

Hour	Total Vehicular Traffic Entering the Intersection	Vehicular Traffic Entering on First Minor Roadway	Vehicular Traffic Entering on Second Minor Roadway	Sum of Minor Approaches	Is Stop Warrant Met?
6 AM - 7 AM	1039	0	88	88	NO
7 AM - 8 AM	1108	0	105	105	NO
8 AM - 9 AM	845	0	76	76	NO
9 AM - 10 AM	800	0	58	58	NO
10 AM - 11 AM	889	0	58	58	NO
11 AM - 12 PM	1050	0	44	44	NO
12 PM - 13 PM	1006	0	40	40	NO
1 PM - 2 PM	918	0	40	40	NO
2 PM - 3 PM	1073	0	30	30	NO
3 PM - 4 PM	1375	0	47	47	NO
4 PM - 5 PM	1534	0	64	64	NO
5 PM - 6 PM	1799	0	98	98	NO
6 PM - 7 PM	1364	0	76	76	NO
7 PM - 8 PM	1141	0	49	49	NO
8 PM - 9 PM	1171	0	54	54	NO
9 PM - 10 PM	943	0	47	47	NO

TOTAL HOURS MET: 0

MULTIWAY STOP WARRANT IS NOT MET



NORTH

COUNT LOCATION:

CSAH 9 @

DATE:

6/17/02

143RD AVE. NW

APP. #1 = 143rd Ave. NW

APP. #2 = CSAH 9

APP. #3 =

APP. #4 = CSAH 9

APP.
#2

APP.
#1

APP.
#3

APP.
#4

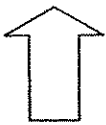
HEAVY VEHICLE- ANY VEHICLE HAVING MORE THAN FOUR TIRES TOUCHING THE PAVEMENT

A. TRUCKS- A HEAVY VEHICLE INVOLVED PRIMARILY IN THE TRANSPORT OF GOODS OR IN THE DELIVERY OF A SERVICE.

B. RV- A HEAVY VEHICLE OPERATED BY A PRIVATE MOTORIST AND INVOLVED IN THE TRANSPORT OF RECREATIONAL EQUIPMENT OR FACILITIES.

C. BUSES- A HEAVY VEHICLE INVOLVED IN THE TRANSPORTATION OF GROUPS OF PEOPLE.

TIME	PEDESTRIANS					HEAVY VEHICLES		
	APP. #1	APP. #2	APP. #3	APP. #4	15 MIN TOT	TRUCKS	RV	BUS
2:00-2:15PM	3				3	11		
2:15-2:30						9		
2:30-2:45						10	1	
2:45-3:00						5		
HOURLY TOTAL					3	HOURLY TOTAL		36
3:00-3:15						14		
3:15-3:30						11		
3:30-3:45						9	1	
3:45-4:00						7		
HOURLY TOTAL						HOURLY TOTAL		42
4:00-4:15						12		
4:15-4:30						7		2
4:30-4:45						7	2	
4:45-5:00						16		
HOURLY TOTAL						HOURLY TOTAL		46
5:00-5:15				1	1	11		
5:15-5:30						10	1	
5:30-5:45				2	2	6		
5:45-6:00				1	1	6	1	
HOURLY TOTAL					4	HOURLY TOTAL		35
6:00-6:15						6		
6:15-6:30				1	1	5		
6:30-6:45				3	3	5		
6:45-7:00						13		
HOURLY TOTAL					4	HOURLY TOTAL		29
7:00-7:15						5		
7:15-7:30						6		
7:30-7:45						9		
7:45-8:00						3		
HOURLY TOTAL						HOURLY TOTAL		23
8:00-8:15				1	1	10		
8:15-8:30				4	4	2		
8:30-8:45				1	1	1		
8:45-9:00						1		
HOURLY TOTAL					6	HOURLY TOTAL		14
9:00-9:15				1	1	1		
9:15-9:30								
9:30-9:45								
9:45-10:00								
HOURLY TOTAL					1	HOURLY TOTAL		1



NORTH

COUNT LOCATION:

CSAH 9 @

DATE:

6/17/02

143RD AVE. NW

APP. #1 = 143rd Ave. NW

APP. #2 = CSAH 9

APP. #3 =

APP. #4 = CSAH 9

APP. #2

APP. #1

APP. #3

APP. #4

HEAVY VEHICLE- ANY VEHICLE HAVING MORE THAN FOUR TIRES TOUCHING THE PAVEMENT

A. TRUCKS- A HEAVY VEHICLE INVOLVED PRIMARILY IN THE TRANSPORT OF GOODS OR IN THE DELIVERY OF A SERVICE.

B. RV- A HEAVY VEHICLE OPERATED BY A PRIVATE MOTORIST AND INVOLVED IN THE TRANSPORT OF RECREATIONAL EQUIPMENT OR FACILITIES.

C. BUSES- A HEAVY VEHICLE INVOLVED IN THE TRANSPORTATION OF GROUPS OF PEOPLE.

TIME	PEDESTRIANS					HEAVY VEHICLES		
	APP. #1	APP. #2	APP. #3	APP. #4	15 MIN TOT	TRUCKS	RV	BUS
6:00-6:15AM	1				1	5		
6:15-6:30						5		
6:30-6:45				1	1	7		
6:45-7:00						8		
HOURLY TOTAL					2	HOURLY TOTAL		25
7:00-7:15						9		1
7:15-7:30						9		3
7:30-7:45						12		1
7:45-8:00						10		
HOURLY TOTAL						HOURLY TOTAL		45
8:00-8:15						17		1
8:15-8:30						15		1
8:30-8:45				1	1	13		
8:45-9:00						10		
HOURLY TOTAL					1	HOURLY TOTAL		57
9:00-9:15						7		
9:15-9:30						9		
9:30-9:45	1				1	3		
9:45-10:00						12		
HOURLY TOTAL					1	HOURLY TOTAL		31
10:00-10:15	1				1	9		
10:15-10:30				1	1	10		
10:30-10:45						11		
10:45-11:00	1			1	2	11		
HOURLY TOTAL					4	HOURLY TOTAL		41
11:00-11:15						11		1
11:15-11:30						10		1
11:30-11:45						12		
11:45-12:00						13		1
HOURLY TOTAL						HOURLY TOTAL		49
12:00-12:15				1	1	9		
12:15-12:30				1	1	6		
12:30-12:45						7		2
12:45-1:00				1	1	10		3
HOURLY TOTAL					3	HOURLY TOTAL		37
1:00-1:15		1			1	8		2
1:15-1:30						13		
1:30-1:45						6		
1:45-2:00						17		
HOURLY TOTAL					1	HOURLY TOTAL		46