


Date : 8/07/02

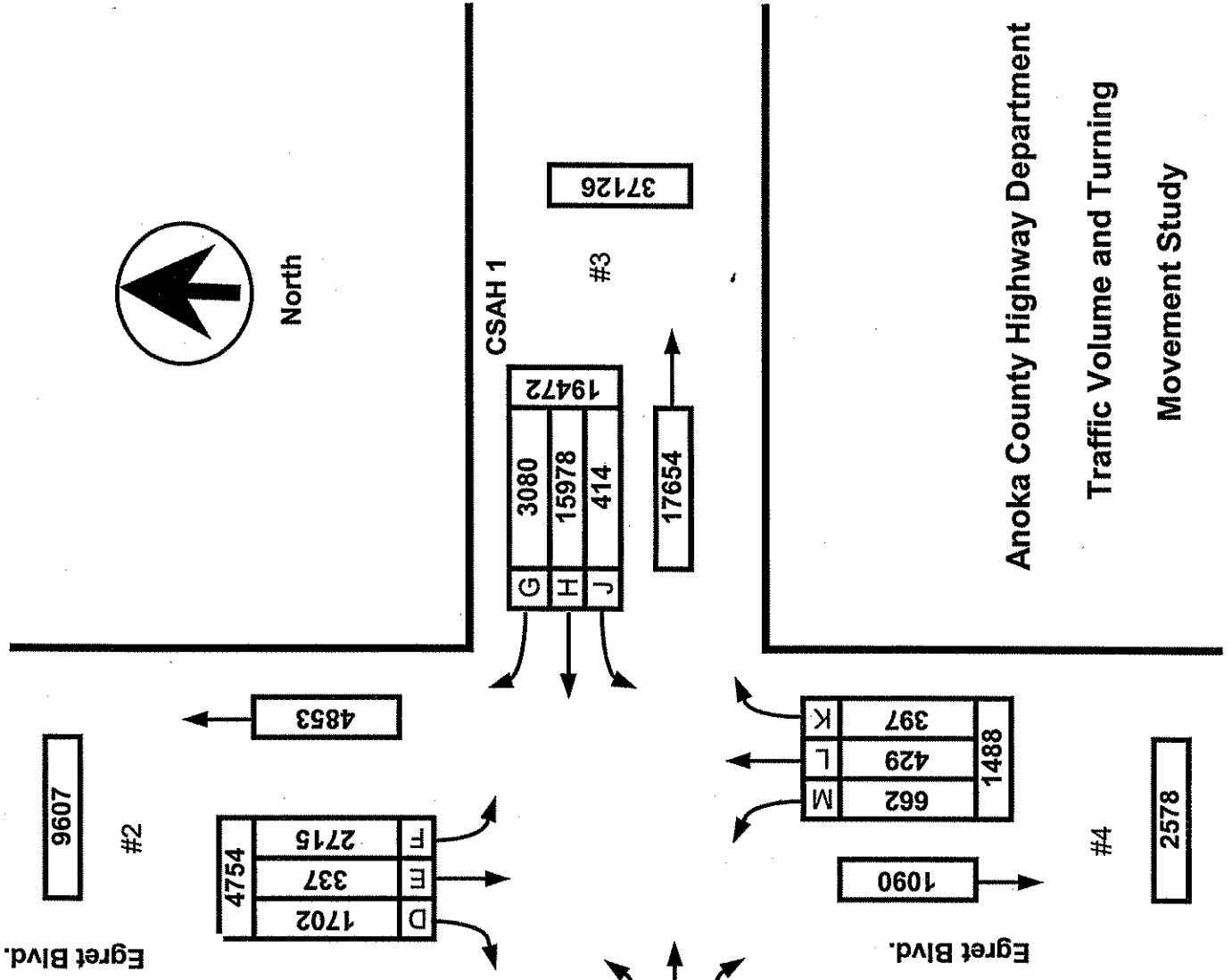
Count Number : TMC0221

Location : CSAH 1 @

Egret Blvd.



North



	LANES OF APPROACH			TOTAL
	RIGHT TURN LANE	LEFT TURN LANE	THRU LANES	
#1	1	1	2	4
#2	0	1	1	2
#3	1	1	2	4
#4	0	1	1	2

Anoka County Highway Department  
 Traffic Volume and Turning  
 Movement Study

Anoka County Highway Department  
Traffic Engineering

Weather: Cloudy, Rainy  
Counter TDC-8  
Counted by: Melissa/Jessica

Traffic Volume and Turning Movement Stud

File Name : TMC 0221  
Site Code : 02210102  
Start Date : 08/07/2002  
Page No : 1

Groups Printed- Unshifted

Start Time	Egret Blvd. Southbound					CSAH 1 Westbound					Egret Blvd. Northbound					CSAH 1 Eastbound					Exclu Total	Inclu. Total	Int. Total
	Left	Thru	Rght	Heavy	App. Total	Left	Thru	Rght	Heavy	App. Total	Left	Thru	Rght	Heavy	App. Total	Left	Thru	Rght	Heavy	App. Total			
Factor	1.0	1.0	1.0	1.0		1.0	1.0	1.0	1.0		1.0	1.0	1.0	1.0		1.0	1.0	1.0	1.0				
06:00	66	2	8	0	76	3	45	13	1	61	4	5	3	0	12	6	330	3	4	339	5	488	493
06:15	73	2	6	2	81	1	65	13	2	79	1	1	4	1	6	6	582	2	12	590	17	756	773
06:30	88	2	10	0	100	1	65	6	7	72	4	2	7	1	13	7	624	3	7	634	15	819	834
06:45	77	3	16	1	96	3	91	17	7	111	5	1	11	0	17	9	619	0	8	628	16	852	868
Total	304	9	40	3	353	8	266	49	17	323	14	9	25	2	48	28	2155	8	31	2191	53	2915	2968
07:00	137	8	27	2	172	3	73	7	2	83	4	1	8	0	13	9	580	5	9	594	13	862	875
07:15	103	6	25	2	134	1	111	8	6	120	2	3	15	1	20	10	591	6	14	607	23	881	904
07:30	102	0	29	3	131	4	100	15	4	119	6	3	8	0	17	15	543	5	11	563	18	830	848
07:45	82	3	27	4	112	3	154	14	3	171	5	5	13	2	23	14	319	8	2	341	11	647	658
Total	424	17	108	11	549	11	438	44	15	493	17	12	44	3	73	48	2033	24	36	2105	65	3220	3285
08:00	81	8	28	0	117	6	127	19	6	152	11	8	27	0	46	15	471	3	8	489	14	804	818
08:15	45	3	27	3	75	5	146	16	7	167	5	3	8	1	16	7	329	4	6	340	17	598	615
08:30	53	0	26	1	79	2	110	19	5	131	3	8	11	3	22	18	223	1	2	242	11	474	485
08:45	27	3	27	1	57	3	153	15	9	171	6	3	6	0	15	20	228	7	10	255	20	498	518
Total	206	14	108	5	328	16	536	69	27	621	25	22	52	4	99	60	1251	15	26	1326	62	2374	2436
09:00	23	3	18	1	44	2	123	18	12	143	11	6	4	1	21	24	196	1	8	221	22	429	451
09:15	43	5	17	4	65	6	132	11	9	149	7	4	3	1	14	18	164	3	4	185	18	413	431
09:30	34	4	33	2	71	4	114	17	4	135	18	3	5	0	26	20	174	9	10	203	16	435	451
09:45	32	6	22	2	60	7	158	28	13	193	7	4	7	0	18	20	176	5	9	201	24	472	496
Total	132	18	90	9	240	19	527	74	38	620	43	17	19	2	79	82	710	18	31	810	80	1749	1829
10:00	29	6	22	1	57	5	146	18	12	169	15	2	6	2	23	33	179	0	6	212	21	461	482
10:15	23	1	30	3	54	3	150	23	7	176	9	1	5	0	15	12	176	3	5	191	15	436	451
10:30	30	3	16	1	49	3	181	24	9	208	5	9	4	1	18	16	142	4	4	162	15	437	452
10:45	33	1	26	3	60	3	156	23	6	182	14	3	6	4	23	22	185	5	11	212	24	477	501
Total	115	11	94	8	220	14	633	88	34	735	43	15	21	7	79	83	682	12	26	777	75	1811	1886
11:00	37	3	24	3	64	8	171	22	11	201	7	7	7	2	21	17	181	3	5	201	21	487	508
11:15	28	7	30	2	65	7	185	18	4	210	4	2	7	0	13	20	155	6	10	181	16	469	485
11:30	27	6	24	2	57	5	173	28	10	206	3	4	6	1	13	19	198	7	9	224	22	500	522
11:45	28	4	26	2	58	9	190	30	10	229	16	7	8	1	31	25	178	4	6	207	19	525	544
Total	120	20	104	9	244	29	719	98	35	846	30	20	28	4	78	81	712	20	30	813	78	1981	2059
12:00	30	6	27	1	63	8	199	35	9	242	12	6	7	0	25	18	180	6	5	204	15	534	549
12:15	28	2	25	2	55	7	222	40	6	269	10	9	5	1	24	22	172	3	7	197	16	545	561
12:30	31	4	23	3	58	5	230	39	7	274	9	8	5	0	22	21	175	4	6	200	16	554	570
12:45	29	5	26	3	60	8	241	41	8	290	11	8	6	0	25	17	181	4	4	202	15	577	592
Total	118	17	101	9	236	28	892	155	30	1075	42	31	23	1	96	78	708	17	22	803	62	2210	2272
13:00	32	7	28	2	67	8	236	46	5	290	13	7	7	1	27	16	179	7	4	202	12	586	598
13:15	30	3	29	1	62	9	244	42	8	295	12	6	6	1	24	20	177	5	7	202	17	583	600
13:30	27	2	31	1	60	6	251	39	7	296	9	6	4	0	19	19	169	8	5	196	13	571	584
13:45	31	5	26	2	62	7	260	44	9	311	10	7	5	1	22	17	173	6	3	196	15	591	606
Total	120	17	114	6	251	30	991	171	29	1192	44	26	22	3	92	72	698	26	19	796	57	2331	2388
14:00	29	4	28	3	61	5	271	47	6	323	8	6	5	0	19	15	183	5	4	203	13	606	619
14:15	33	1	23	3	57	6	277	49	11	332	11	5	4	0	20	11	180	1	2	192	16	601	617
14:30	28	5	39	0	72	6	287	38	4	331	9	8	3	0	20	23	206	9	3	238	7	661	668
14:45	27	8	35	1	70	16	322	61	8	399	12	6	10	1	28	24	191	11	6	226	16	723	739
Total	117	18	125	7	260	33	1157	195	29	1385	40	25	22	1	87	73	760	26	15	859	52	2591	2643
15:00	40	3	21	1	64	7	360	42	6	409	18	9	5	1	32	16	169	4	2	189	10	694	704
15:15	26	4	14	1	44	6	420	54	11	480	15	6	3	0	24	28	174	4	9	206	21	754	775
15:30	46	4	27	5	77	9	464	78	9	551	12	6	6	0	24	34	184	9	4	227	18	879	897
15:45	37	8	24	2	69	3	538	76	11	617	21	12	6	1	39	24	202	3	6	229	20	954	974
Total	149	19	86	9	254	25	1782	250	37	2057	66	33	20	2	119	102	729	20	21	851	69	3281	3350
16:00	32	9	40	0	81	6	523	86	8	615	20	7	6	1	33	28	218	8	9	254	18	983	1001
16:15	26	2	30	1	58	6	626	128	8	760	17	12	4	1	33	37	203	3	2	243	12	1094	1106
16:30	40	7	46	1	93	17	618	125	10	760	4	12	6	0	22	38	190	2	5	230	16	1105	1121
16:45	44	11	56	0	111	12	660	177	6	849	8	5	3	0	16	27	204	2	2	233	8	1209	1217
Total	142	29	172	2	343	41	2427	516	32	2984	49	36	19	2	104	130	815	15	18	960	54	4391	4445

Anoka County Highway Department  
Traffic Engineering

Weather: Cloudy, Rainy  
Counter TDC-8  
Counted by: Melissa/Jessica

Traffic Volume and Turning Movement Stud

File Name : TMC 0221  
Site Code : 02210102  
Start Date : 08/07/2002  
Page No : 2

Groups Printed- Unshifted

Start Time	Egret Blvd. Southbound					CSAH 1 Westbound					Egret Blvd. Northbound					CSAH 1 Eastbound					Exclu. Total	Inclu. Total	Int. Total
	Left	Thru	Rght	Heavy	App. Total	Left	Thru	Rght	Heavy	App. Total	Left	Thru	Rght	Heavy	App. Total	Left	Thru	Rght	Heavy	App. Total			
Factor	1.0	1.0	1.0	1.0		1.0	1.0	1.0	1.0		1.0	1.0	1.0	1.0		1.0	1.0	1.0	1.0				
17:00	39	4	37	4	80	10	576	140	7	726	10	7	11	0	28	39	131	7	6	177	17	1011	1028
17:15	49	11	28	1	88	9	586	146	8	741	16	8	6	0	30	30	208	5	4	243	13	1102	1115
17:30	39	4	40	2	83	2	581	144	9	727	7	13	2	0	22	32	198	5	1	235	12	1067	1079
17:45	46	7	35	3	88	14	585	139	13	738	12	9	2	0	23	40	146	7	4	193	20	1042	1062
Total	173	26	140	10	339	35	2328	569	37	2932	45	37	21	0	103	141	683	24	15	848	62	4222	4284
18:00	45	2	44	1	91	11	519	88	5	618	15	7	5	1	27	31	159	5	3	195	10	931	941
18:15	43	15	41	3	99	9	421	75	4	505	11	5	3	1	19	24	178	4	1	206	9	829	838
18:30	51	11	38	2	100	13	387	71	5	471	16	9	6	0	31	27	161	6	2	194	9	796	805
18:45	56	8	33	1	97	16	307	63	6	386	12	11	5	4	28	24	154	10	1	188	12	699	711
Total	195	36	156	7	387	49	1634	297	20	1980	54	32	19	6	105	106	652	25	7	783	40	3255	3295
19:00	33	9	24	0	66	7	220	43	6	270	17	14	8	0	39	38	211	5	0	254	6	629	635
19:15	54	8	39	1	101	6	221	47	2	274	9	10	5	1	24	20	156	10	2	186	6	585	591
19:30	28	3	26	0	57	6	194	48	1	248	5	11	7	0	23	18	170	9	3	197	4	525	529
19:45	37	10	15	3	62	4	150	42	1	196	7	9	5	0	21	29	212	8	3	249	7	528	535
Total	152	30	104	4	286	23	785	180	10	988	38	44	25	1	107	105	749	32	8	886	23	2267	2290
20:00	42	9	30	1	81	8	145	47	0	200	10	9	7	0	26	23	191	7	1	221	2	528	530
20:15	36	9	27	0	72	9	139	44	2	192	13	10	5	2	28	25	168	7	0	200	4	492	496
20:30	33	7	25	2	65	7	121	42	1	170	9	12	6	1	27	19	158	8	0	185	4	447	451
20:45	29	8	19	1	56	8	99	46	0	153	9	9	5	0	23	22	153	9	0	184	1	416	417
Total	140	33	101	4	274	32	504	179	3	715	41	40	23	3	104	89	670	31	1	790	11	1883	1894
21:00	30	6	16	0	52	5	92	39	1	136	10	8	4	1	22	18	145	8	1	171	3	381	384
21:15	27	5	17	1	49	6	91	36	1	133	7	8	3	0	18	16	138	8	0	162	2	362	364
21:30	25	5	14	1	44	6	89	34	0	129	8	6	3	1	17	17	127	6	0	150	2	340	342
21:45	26	7	12	0	45	4	87	37	0	128	6	8	4	1	18	15	125	4	0	144	1	335	336
Total	108	23	59	2	190	21	359	146	2	526	31	30	14	3	75	66	535	26	1	627	8	1418	1426
Grand Total	271	337	170	105	4754	414	15978	3080	395	19472	622	429	397	44	1448	1344	14542	339	307	16225	851	41899	42750
Approch %	57.1	7.1	35.8			2.1	82.1	15.8			43.0	29.6	27.4			8.3	89.6	2.1					
Total %	6.5	0.8	4.1		11.3	1.0	38.1	7.4		46.5	1.5	1.0	0.9		3.5	3.2	34.7	0.8		38.7	2.0	98.0	

Major Street Approaches:

Eastbound:

CSAH 1

Data File: C:\Program Files\PC-Warrants\TMC0221.war  
 Count Type: IMC. Channel: 0. Count Date: 8/ 7/ 2  
 Number of Lanes: 2  
 Approach Speed: 45  
 Total Approach Traffic: 16225

Westbound:

CSAH 1

Data File: C:\Program Files\PC-Warrants\TMC0221.war  
 Count Type: IMC. Channel: 0. Count Date: 8/ 7/ 2  
 Number of Lanes: 2  
 Approach Speed: 45  
 Total Approach Traffic: 19472

Minor Street Approaches:

Northbound:

Egret Blvd.

Data File: C:\Program Files\PC-Warrants\TMC0221.war  
 Count Type: IMC. Channel: 0. Count Date: 8/ 7/ 2  
 Number of Lanes: 2  
 Approach Speed: 40  
 Total Approach Traffic: 1448

Southbound:

Egret Blvd.

Data File: C:\Program Files\PC-Warrants\TMC0221.war  
 Count Type: IMC. Channel: 0. Count Date: 8/ 7/ 2  
 Number of Lanes: 2  
 Approach Speed: 40  
 Total Approach Traffic: 4754

Analysis of 8-Hour Volume Warrants (Criteria refers to high volume side street for that hour):

Hour	Main	Side	Warrant 1	Warrant 2	Warrant 8	
Begin	(Total)	Vol. Dir.	Rank	Meets? Criteria	Meets? Criteria	Meets? Criteria
0	0	0 S	17	140	70	112
1	0	0 S	18	140	70	112
2	0	0 S	19	140	70	112
3	0	0 S	20	140	70	112
4	0	0 S	21	140	70	112
5	0	0 S	22	140	70	112
6	2514	353 S	3	--BOTH-- 140	--BOTH-- 70	--BOTH-- 112
7	2598	549 S	1	--BOTH-- 140	--BOTH-- 70	--BOTH-- 112
8	1947	328 S	6	--BOTH-- 140	--BOTH-- 70	--BOTH-- 112
9	1430	240 S	13	--BOTH-- 140	--BOTH-- 70	--BOTH-- 112
10	1512	220 S	15	--BOTH-- 140	--BOTH-- 70	--BOTH-- 112
11	1659	244 S	12	--BOTH-- 140	--BOTH-- 70	--BOTH-- 112
12	1878	236 S	14	--BOTH-- 140	--BOTH-- 70	--BOTH-- 112
13	1988	251 S	11	--BOTH-- 140	--BOTH-- 70	--BOTH-- 112
14	2244	260 S	9	--BOTH-- 140	--BOTH-- 70	--BOTH-- 112
15	2908	254 S	10	--BOTH-- 140	--BOTH-- 70	--BOTH-- 112
16	3944	343 S	4	--BOTH-- 140	--BOTH-- 70	--BOTH-- 112
17	3780	339 S	5	--BOTH-- 140	--BOTH-- 70	--BOTH-- 112
18	2763	387 S	2	--BOTH-- 140	--BOTH-- 70	--BOTH-- 112
19	1874	286 S	7	--BOTH-- 140	--BOTH-- 70	--BOTH-- 112
20	1505	274 S	8	--BOTH-- 140	--BOTH-- 70	--BOTH-- 112
21	1153	190 S	16	--BOTH-- 140	--BOTH-- 70	--BOTH-- 112
22	0	0 S	23	140	70	112
23	0	0 S	24	140	70	112

## Warrant Summary:

Rural values apply.

A high-volume minor approach is wide enough for two lanes. Re-striping may be desirable.

## Warrant 1 - Minimum Vehicular Volumes

SATISFIED for 16 hours. Criteria--Main St.: 420; Side St.: See Volume Summary.

## Warrant 2 - Interruption of Continuous Traffic

SATISFIED for 16 hours. Criteria--Main St.: 630; Side St.: See Volume Summary.

## Warrant 3 - Minimum Pedestrian Volumes

NOT SATISFIED. Ped volumes too low. Criteria--190 Peds in peak hour, 100 peds in 4th high hour.

## Warrant 4 - School Crossing

NOT APPLICABLE. Gap data has not been defined.

## Warrant 5 - Progressive Movement

NOT SATISFIED. Adjacent signals closer than 1000 feet and/or not part of coordinated system.

## Warrant 6 - Accident Experience

NOT SATISFIED. 0 correctable accidents is fewer than required 5.

Correctable Accidents: 0; Right Angle Accidents: 0; Left Turn Accidents: 0; Other Accidents: 0.

## Warrant 7 - Systems Warrant

NOT SATISFIED. At least one street has no major approaches. Peak hour total entering volume: 4391.

- Approaches which are part of the principal through traffic roadway network.
- Approaches which include rural or suburban highways outside, entering or traversing a city.
- Approaches which appear as a major route in an official transportation plan.

## Warrant 8 - Combination of Warrants

SATISFIED for 16 hours. Criteria--Main: 504; Side: See Volume Summary.

## Warrant 9 - Four Hour Volumes

SATISFIED for 16 hours.

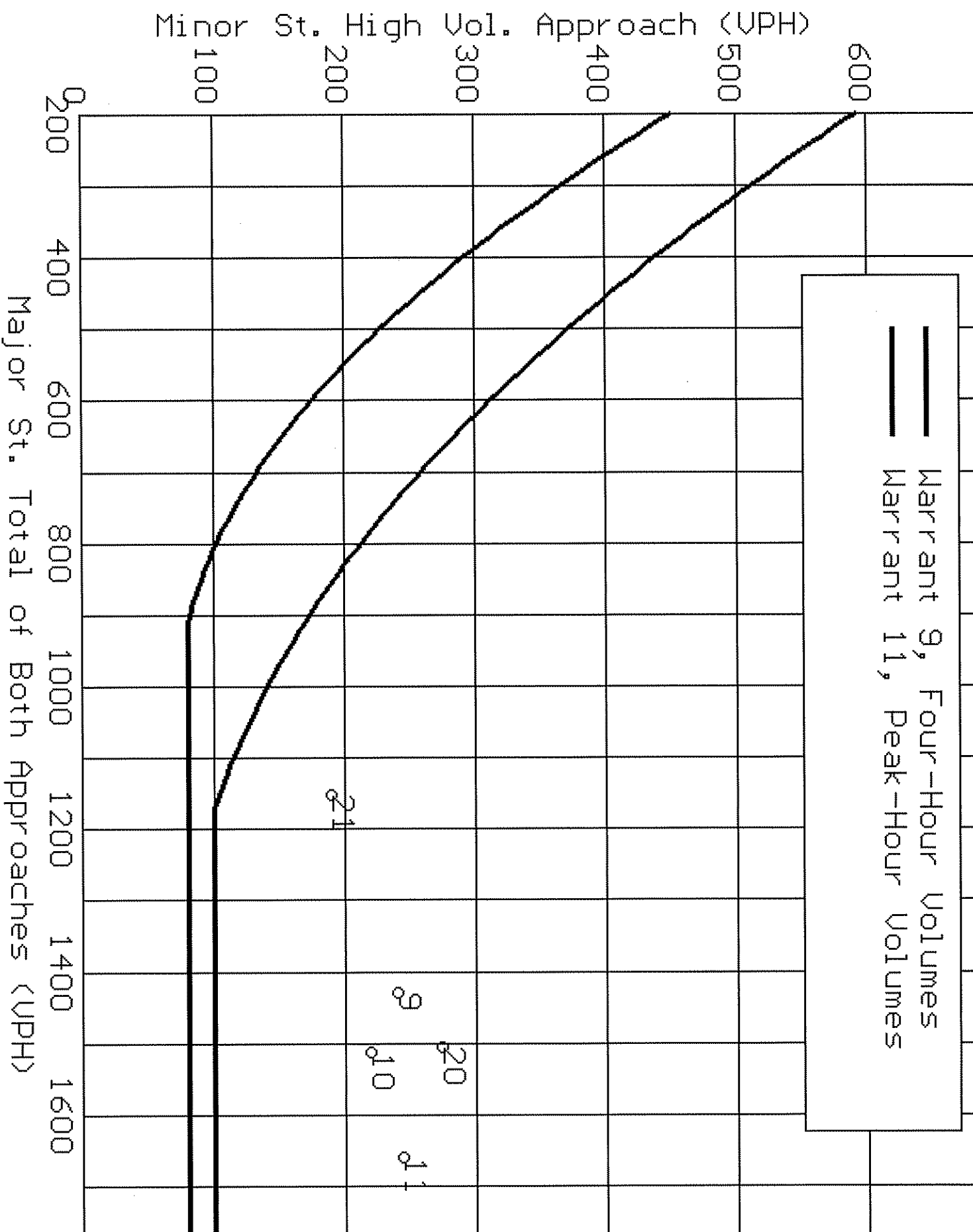
## Warrant 10 - Peak Hour Delay

NOT APPLICABLE. Volume requirements satisfied, but side street peak hour delay not defined.

Criteria--Main St.: 800 (4 approaches), 650 (3 approaches); Side St.: 150.

## Warrant 11 - Peak Hour Volume

SATISFIED for 16 hours.



**Multiway Stop Warrant Analysis**  
**TMC 0221 CSAH 1 @ Egret Blvd.**  
**Speed Limit of Major Roadway.....45**

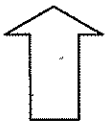
**Minimum Traffic Volumes Multiway Stop Warrant Criteria:**

- a) The total vehicular volume entering the intersection from all approaches must average at least 500 vehicles per hour (vph) for any 8 hours of an average day, AND:
- b) The combined vehicular and pedestrian volume from the minor street or highway must average at least 200 vph for the same 8 hours, with an average delay to minor street vehicular traffic of at least 30 seconds per vehicle during the maximum hour, BUT:
- c) When the 85-percentile approach speed of the major street traffic exceeds 40 miles per hour, the minimum volume warrant is 70% of the above requirements.

Hour	Total Vehicular Traffic Entering the Intersection	Vehicular Traffic Entering on First Minor Roadway	Vehicular Traffic Entering on Second Minor Roadway	Sum of Minor Approaches	Is Stop Warrant Met?
6 AM - 7 AM	2915	353	48	401	YES
7 AM - 8 AM	3220	549	73	622	YES
8 AM - 9 AM	2374	328	99	427	YES
9 AM - 10 AM	1749	240	79	319	YES
10 AM - 11 AM	1811	220	79	299	YES
11 AM - 12 PM	1981	244	78	322	YES
12 PM - 13 PM	2210	236	96	332	YES
1 PM - 2 PM	2331	251	92	343	YES
2 PM - 3 PM	2591	260	87	347	YES
3 PM - 4 PM	3281	254	119	373	YES
4 PM - 5 PM	4391	343	104	447	YES
5 PM - 6 PM	4222	339	103	442	YES
6 PM - 7 PM	3255	387	105	492	YES
7 PM - 8 PM	2267	286	107	393	YES
8 PM - 9 PM	1883	274	104	378	YES
9 PM - 10 PM	1418	190	75	265	YES

**TOTAL HOURS MET: 16**

**MULTIWAY STOP WARRANT IS MET**



**NORTH**

**COUNT LOCATION:**

CSAH 1(Coon Rapids Blvd) @

**DATE:**

8/7/02

Egret Blvd

APP. #1 = CSAH 1

APP. #2 = Egret Blvd.

APP. #3 = CSAH 1

APP. #4 = Egret Blvd

APP. #2

APP. #1

APP. #3

APP. #4

HEAVY VEHICLE- ANY VEHICLE HAVING MORE THAN FOUR TIRES TOUCHING THE PAVEMENT

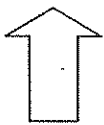
A. TRUCKS- A HEAVY VEHICLE INVOLVED PRIMARILY IN THE TRANSPORT OF GOODS OR IN THE DELIVERY OF A SERVICE.

B. RV- A HEAVY VEHICLE OPERATED BY A PRIVATE MOTORIST AND INVOLVED IN THE TRANSPORT OF RECREATIONAL EQUIPMENT OR FACILITIES.

C. BUSES- A HEAVY VEHICLE INVOLVED IN THE TRANSPORTATION OF GROUPS OF PEOPLE.

TIME	PEDESTRIANS					HEAVY VEHICLES		
	APP. #1	APP. #2	APP. #3	APP. #4	15 MIN TOT	TRUCKS	RV	BUS
2:00-2:15PM						7		
2:15-2:30			1	3	4	14		2
2:30-2:45	2	4			6	5		2
2:45-3:00	1		1		2	15		1
<b>HOURLY TOTAL</b>					<b>12</b>	<b>HOURLY TOTAL</b>		<b>46</b>
3:00-3:15		2	1		3	8		2
3:15-3:30	1	2	1	1	5	17		3
3:30-3:45		1			1	17	1	
3:45-4:00						17		3
<b>HOURLY TOTAL</b>					<b>9</b>	<b>HOURLY TOTAL</b>		<b>68</b>
4:00-4:15			1		1	17		1
4:15-4:30		1	1	2	4	11		2
4:30-4:45	1	2			3	13		2
4:45-5:00	1	5			6	7		1
<b>HOURLY TOTAL</b>					<b>14</b>	<b>HOURLY TOTAL</b>		<b>54</b>
5:00-5:15	2			1	3	17		1
5:15-5:30	1	1			2	11		2
5:30-5:45	1	2		2	5	11		1
5:45-6:00	3			4	7	19		1
<b>HOURLY TOTAL</b>					<b>17</b>	<b>HOURLY TOTAL</b>		<b>63</b>
6:00-6:15		4	3		7	10		
6:15-6:30	1	1	1		3	7	1	1
6:30-6:45						9		
6:45-7:00	3	2		2	7	10	1	1
<b>HOURLY TOTAL</b>					<b>17</b>	<b>HOURLY TOTAL</b>		<b>40</b>
7:00-7:15		1			1	4		2
7:15-7:30		3	2	1	6	6		
7:30-7:45	3	3	1		7	4		
7:45-8:00				3	3	6		1
<b>HOURLY TOTAL</b>					<b>17</b>	<b>HOURLY TOTAL</b>		<b>23</b>
8:00-8:15		1			1	2		
8:15-8:30		1	1		2	4		
8:30-8:45		2			2	4		
8:45-9:00			2		2	1		
<b>HOURLY TOTAL</b>					<b>7</b>	<b>HOURLY TOTAL</b>		<b>11</b>
9:00-9:15						3		
9:15-9:30		1			1	2		
9:30-9:45						2		
9:45-10:00						1		
<b>HOURLY TOTAL</b>					<b>1</b>	<b>HOURLY TOTAL</b>		<b>8</b>





COUNT LOCATION:

CSAH 1(Coon Rapids Blvd) @

DATE:

8/7/02

Egret Blvd

NORTH

APP. #1 = CSAH 1

APP. #2 = Egret Blvd.

APP. #3 = CSAH 1

APP. #4 = Egret Blvd

APP. #2

APP. #1

APP. #3

APP. #4

HEAVY VEHICLE- ANY VEHICLE HAVING MORE THAN FOUR TIRES TOUCHING THE PAVEMENT

A. TRUCKS- A HEAVY VEHICLE INVOLVED PRIMARILY IN THE TRANSPORT OF GOODS OR IN THE DELIVERY OF A SERVICE.

B. RV- A HEAVY VEHICLE OPERATED BY A PRIVATE MOTORIST AND INVOLVED IN THE TRANSPORT OF RECREATIONAL EQUIPMENT OR FACILITIES.

C. BUSES- A HEAVY VEHICLE INVOLVED IN THE TRANSPORTATION OF GROUPS OF PEOPLE.

TIME	PEDESTRIANS					HEAVY VEHICLES		
	APP. #1	APP. #2	APP. #3	APP. #4	15 MIN TOT	TRUCKS	RV	BUS
6:00-6:15AM						3		2
6:15-6:30		1			1	15		2
6:30-6:45						9		5
6:45-7:00						11		5
<b>HOURLY TOTAL</b>					<b>1</b>	<b>HOURLY TOTAL</b>		<b>52</b>
7:00-7:15		1			1	12		2
7:15-7:30						20		3
7:30-7:45						17		1
7:45-8:00	1				1	10		
<b>HOURLY TOTAL</b>					<b>2</b>	<b>HOURLY TOTAL</b>		<b>65</b>
8:00-8:15						11		3
8:15-8:30		1	1	1	3	12		5
8:30-8:45			1		1	11		
8:45-9:00			2		2	18		2
<b>HOURLY TOTAL</b>					<b>6</b>	<b>HOURLY TOTAL</b>		<b>62</b>
9:00-9:15						22		
9:15-9:30						16		1
9:30-9:45	1	1	1		3	16		
9:45-10:00	1	3			4	24		
<b>HOURLY TOTAL</b>					<b>7</b>	<b>HOURLY TOTAL</b>		<b>79</b>
10:00-10:15		2			2	19		2
10:15-10:30		1			1	13		2
10:30-10:45						12		3
10:45-11:00		1		3	4	24		
<b>HOURLY TOTAL</b>					<b>7</b>	<b>HOURLY TOTAL</b>		<b>75</b>
11:00-11:15				1	1	16		2
11:15-11:30	3	1			4	14		2
11:30-11:45						21		1
11:45-12:00		2			2	17		2
<b>HOURLY TOTAL</b>					<b>7</b>	<b>HOURLY TOTAL</b>		<b>75</b>
12:00-12:15						15		
12:15-12:30						16		
12:30-12:45		1			1	16		
12:45-1:00						12		
<b>HOURLY TOTAL</b>					<b>1</b>	<b>HOURLY TOTAL</b>		<b>59</b>
1:00-1:15		2			2	14		
1:15-1:30						15		
1:30-1:45						13		
1:45-2:00						17		
<b>HOURLY TOTAL</b>					<b>2</b>	<b>HOURLY TOTAL</b>		<b>59</b>