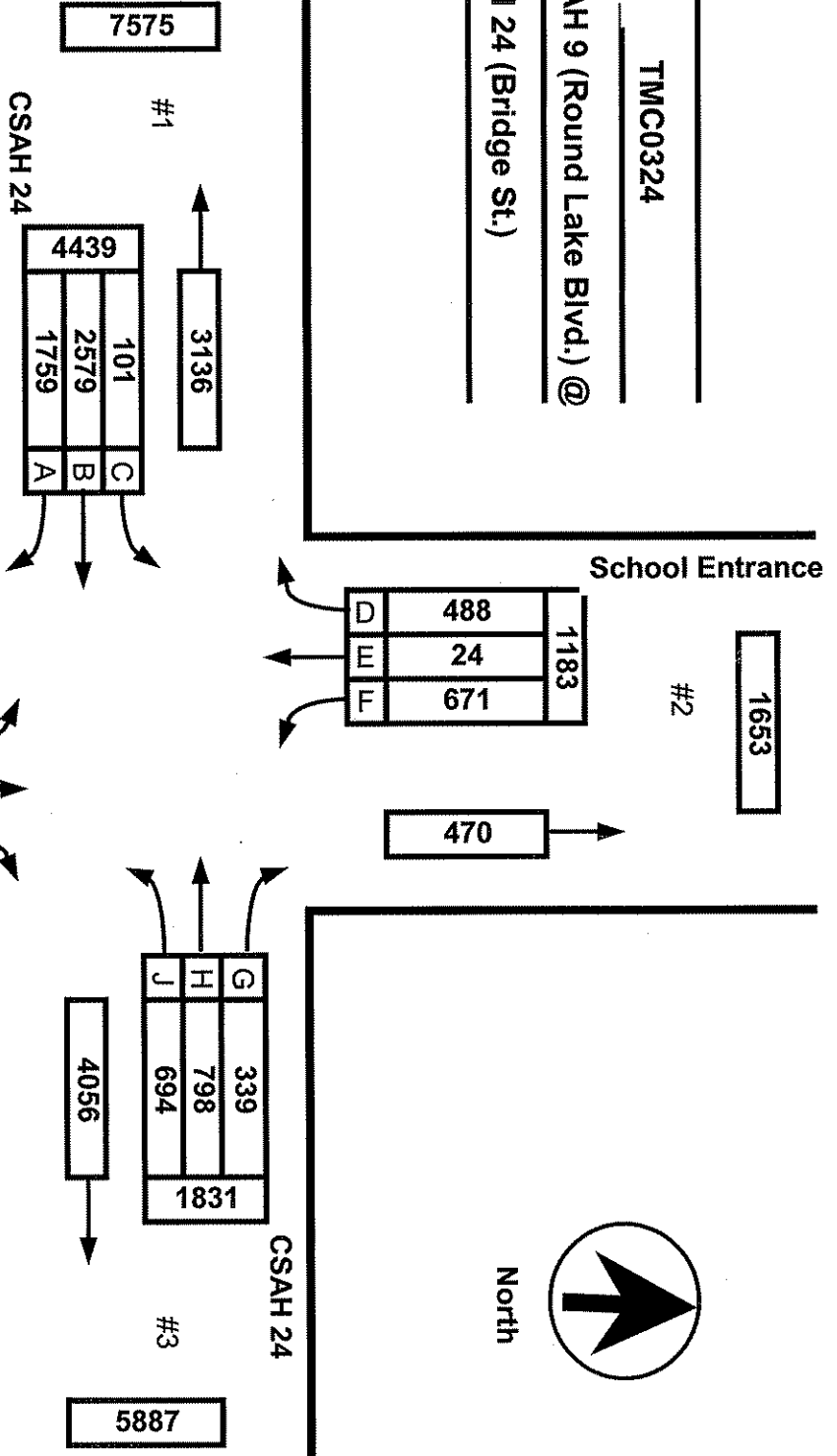



Date : 5/18/03

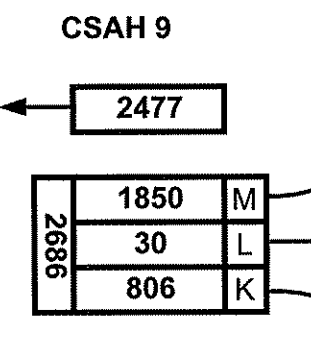
Count Number : TMC0324

Location : CSAH 9 (Round Lake Blvd.) @

CSAH 24 (Bridge St.)



	LANES OF APPROACH			TOTAL
	RIGHT TURN LANE	LEFT TURN LANE	THRU LANES	
#1	0	0	1	1
#2	0	0	1	1
#3	1	0	1	2
#4	1	1	0	2



Anoka County Highway Department
 Traffic Volume and Turning
 Movement Study

Anoka County Highway Department
Traffic Engineering

Weather: Warm & Clear
Counter TDC-8
Printed by: Krystal/Shari

Traffic Volume and Turning Movement Study

File Name : TMC0324
Site Code : 03240201
Start Date : 05/18/2003
Page No : 1

Groups Printed- 1 - 1 - Unshifted

Start Time	School Entrance Southbound					CSAH 24 Westbound					CSAH 9 Northbound					CSAH 24 Eastbound					Exclu. Total	Inclu. Total	Int. Total
	Left	Thru	Right	Heavy	App. Total	Left	Thru	Right	Heavy	App. Total	Left	Thru	Right	Heavy	App. Total	Left	Thru	Right	Heavy	App. Total			
Factor	1.0	1.0	1.0	1.0		1.0	1.0	1.0	1.0		1.0	1.0	1.0	1.0		1.0	1.0	1.0	1.0				
06:00	0	2	3	0	5	26	28	2	1	56	9	2	2	1	13	1	34	53	5	88	7	162	169
06:15	0	0	0	0	0	20	44	1	4	65	8	0	4	1	12	3	20	33	10	56	15	133	148
06:30	3	0	0	1	3	11	62	10	4	83	22	0	2	2	24	2	32	46	13	80	20	190	210
06:45	1	0	1	0	2	34	177	24	5	235	60	0	15	1	75	3	36	44	9	83	15	395	410
Total	4	2	4	1	10	91	311	37	14	439	99	2	23	5	124	9	122	176	37	307	57	880	937
07:00	12	0	18	0	30	35	140	33	21	208	65	2	3	2	70	16	53	43	6	112	29	420	449
07:15	18	0	42	31	60	35	133	32	6	200	51	2	14	4	67	6	79	60	12	145	53	472	525
07:30	8	0	14	1	22	38	59	4	7	101	20	0	9	4	29	1	66	38	15	105	27	257	284
07:45	6	0	3	0	9	20	49	5	10	74	20	0	4	4	24	1	38	33	12	72	26	179	205
Total	44	0	77	32	121	128	381	74	44	583	156	4	30	14	190	24	236	174	45	434	135	1328	1463
08:00	3	0	3	0	6	13	35	8	3	56	12	0	3	2	15	2	33	25	15	60	20	137	157
08:15	1	0	1	0	2	9	37	3	3	49	12	0	9	3	21	0	23	24	9	47	15	119	134
08:30	0	0	3	1	3	9	30	3	5	42	18	0	12	6	30	0	32	24	10	56	22	131	153
08:45	5	0	2	0	7	8	47	5	5	60	12	0	7	4	19	2	43	31	15	76	24	162	186
Total	9	0	9	1	18	39	149	19	16	207	54	0	31	15	85	4	131	104	49	239	81	549	630
09:00	2	0	0	0	2	7	51	4	13	62	22	0	6	3	28	0	43	26	6	69	22	161	183
09:15	1	0	5	1	6	12	67	5	27	84	20	2	15	5	37	0	46	28	6	74	39	201	240
09:30	3	0	12	0	15	6	41	2	3	49	12	0	5	2	17	0	27	21	5	48	10	129	139
09:45	2	0	1	0	3	11	48	1	6	60	20	0	5	4	25	1	19	22	3	42	13	130	143
Total	8	0	18	1	26	36	207	12	49	255	74	2	31	14	107	1	135	97	20	233	84	621	705
10:00	5	0	3	1	8	7	38	2	5	47	16	0	5	1	21	2	30	18	6	50	13	126	139
10:15	2	0	2	1	4	14	33	5	8	52	12	0	5	1	17	4	25	12	8	41	18	114	132
10:30	3	0	1	0	4	12	32	2	12	46	20	0	7	6	27	5	29	20	6	54	24	131	155
10:45	3	0	2	0	5	10	26	3	0	39	16	0	10	7	26	1	34	19	7	54	14	124	138
Total	13	0	8	2	21	43	129	12	25	184	64	0	27	15	91	12	118	69	27	199	69	495	564
11:00	2	0	2	0	4	7	41	6	8	54	12	0	5	2	17	1	20	17	6	38	16	113	129
11:15	13	2	11	3	26	11	28	3	6	42	18	1	9	0	28	2	38	21	4	61	13	157	170
11:30	4	0	3	1	7	6	38	1	2	45	16	0	12	3	28	1	33	16	9	50	15	130	145
11:45	2	1	4	2	7	12	63	2	16	77	11	0	9	1	20	1	26	15	6	42	25	146	171
Total	21	3	20	6	44	36	170	12	32	218	57	1	35	6	93	5	117	69	25	191	69	546	615
12:00	4	0	0	0	4	4	57	7	10	68	24	1	13	8	38	1	32	16	4	49	22	159	181
12:15	2	1	11	2	14	8	41	3	9	52	18	0	6	3	24	2	17	10	4	29	18	119	137
12:30	4	0	4	0	8	8	32	0	4	40	20	1	8	1	29	0	20	21	6	41	11	118	129
12:45	2	0	4	1	6	6	51	0	4	57	21	0	8	3	29	0	28	31	7	59	15	151	166
Total	12	1	19	3	32	26	181	10	27	217	83	2	35	15	120	3	97	78	21	178	66	547	613
13:00	0	0	3	0	3	6	35	12	3	53	14	0	5	2	19	1	29	19	9	49	14	124	138
13:15	4	0	2	1	6	7	29	11	5	47	25	0	6	1	31	0	8	6	1	14	8	98	106
13:30	2	0	3	0	5	6	32	1	7	39	12	1	1	2	14	0	32	16	2	48	11	106	117
13:45	4	0	5	2	9	1	46	3	8	50	27	0	10	5	37	3	55	12	6	70	21	166	187
Total	10	0	13	3	23	20	142	27	23	189	78	1	22	10	101	4	124	53	18	181	54	494	548
14:00	45	1	14	1	60	4	51	2	8	57	19	1	3	2	23	0	42	22	4	64	15	204	219
14:15	11	3	13	1	27	16	56	7	10	79	30	0	13	1	43	6	43	19	6	68	18	217	235
14:30	36	0	36	30	72	11	50	11	9	72	23	0	14	4	37	4	80	31	26	115	69	296	365
14:45	55	1	38	17	94	13	53	0	10	66	35	0	11	1	46	0	95	56	27	151	55	357	412
Total	147	5	101	49	253	44	210	20	37	274	107	1	41	8	149	10	260	128	63	398	157	1074	1231
15:00	23	3	12	0	38	11	61	3	17	75	43	0	15	4	58	0	66	45	7	111	28	282	310
15:15	9	0	4	0	13	3	55	1	8	59	43	0	17	6	60	1	60	25	6	86	20	218	238
15:30	12	1	15	0	28	11	60	3	1	74	43	0	25	2	68	0	56	31	2	87	5	257	262
15:45	9	0	4	0	13	11	46	2	3	59	51	2	27	4	80	0	76	29	8	105	15	257	272
Total	53	4	35	0	92	36	222	9	29	267	180	2	84	16	266	1	258	130	23	389	68	1014	1082
16:00	7	0	6	0	13	12	57	2	5	71	46	2	22	1	70	0	75	45	16	120	22	274	296
16:15	9	3	5	1	17	10	64	3	9	77	38	5	24	7	67	7	66	25	7	98	24	259	283
16:30	3	0	4	0	7	13	54	2	14	69	46	0	11	5	57	1	51	27	4	79	23	212	235
16:45	5	1	0	0	6	5	31	3	4	39	29	0	20	1	49	0	48	26	1	74	6	168	174
Total	24	4	15	1	43	40	206	10	32	256	159	7	77	14	243	8	240	123	28	371	75	913	988
17:00	6	0	2	0	8	10	24	2	1	36	33	0	14	2	47	0	57	27	4	84	7	175	182
17:15	8	0	5	0	13	8	38	9	3	55	41	0	16	1	57	0	45	27	4	72	8	197	205
17:30	6	0	3	0	9	6	33	8	1	47	40	0	17	4	57	2	45	24	1	71	6	184	190
17:45	2	0	0	0	2	9	32	7	1	48	72	0	20	1	92	2	39	16	3	57	5	199	204
Total	22	0	10	0	32	33	127	26	6	186	186	0	67	8	253	4	186	94	12	284	26	755	781

Anoka County Highway Department
Traffic Engineering

Weather: Warm & Clear
Counter TDC-8
Entered by: Krystal/Shari

Traffic Volume and Turning Movement Stud

File Name : TMC0324
Site Code : 03240201
Start Date : 05/18/2003
Page No : 2

Groups Printed- 1 - 1 - Unshifted

Start Time	School Entrance Southbound					CSAH 24 Westbound					CSAH 9 Northbound					CSAH 24 Eastbound					Exclu. Total	Inclu. Total	Int. Total
	Left	Thru	Right	Heavy	App. Total	Left	Thru	Right	Heavy	App. Total	Left	Thru	Right	Heavy	App. Total	Left	Thru	Right	Heavy	App. Total			
Factor	1.0	1.0	1.0	1.0		1.0	1.0	1.0	1.0		1.0	1.0	1.0	1.0		1.0	1.0	1.0	1.0				
18:00	6	0	3	0	9	10	35	5	2	50	56	0	22	3	78	0	70	46	2	116	7	253	260
18:15	5	0	4	0	9	10	20	8	0	38	37	1	24	2	62	0	45	28	4	73	6	182	188
18:30	0	0	2	0	2	4	23	6	1	33	62	0	24	3	86	0	42	26	3	68	7	189	196
18:45	6	1	8	0	15	7	23	37	3	67	63	0	25	4	88	4	47	36	2	87	9	257	266
Total	17	1	17	0	35	31	101	56	6	188	218	1	95	12	314	4	204	136	11	344	29	881	910
19:00	22	0	12	0	34	8	20	6	2	34	41	0	24	1	65	2	32	37	1	71	4	204	208
19:15	4	0	7	0	11	5	23	2	1	30	44	0	18	2	62	3	41	25	2	69	5	172	177
19:30	2	2	8	0	12	4	18	0	2	22	21	3	23	2	47	1	36	31	3	68	7	149	156
19:45	0	0	0	0	0	7	20	0	0	27	25	1	14	0	40	0	30	23	6	53	6	120	126
Total	28	2	27	0	57	24	81	8	5	113	131	4	79	5	214	6	139	116	12	261	22	645	667
20:00	4	2	1	0	7	8	18	0	1	26	32	0	16	2	48	0	26	27	1	53	4	134	138
20:15	64	0	40	0	104	11	22	0	1	33	36	1	13	5	50	5	32	33	1	70	7	257	264
20:30	53	0	14	0	67	2	40	3	2	45	32	0	21	4	53	0	43	39	2	82	8	247	255
20:45	122	0	56	0	178	9	28	0	1	37	30	0	18	0	48	1	38	43	2	82	3	345	348
Total	243	2	111	0	356	30	108	3	5	141	130	1	68	11	199	6	139	142	6	287	22	983	1005
21:00	6	0	1	0	7	9	23	1	2	33	24	0	13	4	37	0	21	18	0	39	6	116	122
21:15	6	0	3	0	9	13	26	0	2	39	16	0	18	3	34	0	21	15	2	36	7	118	125
21:30	3	0	0	0	3	8	13	0	0	21	14	0	14	2	28	0	23	18	2	41	4	93	97
21:45	1	0	0	0	1	7	11	3	0	21	20	2	16	1	38	0	8	11	2	19	3	79	82
Total	16	0	4	0	20	37	73	4	4	114	74	2	61	10	137	0	73	62	6	135	20	406	426
Grand Total	671	24	488	99	1183	694	2798	339	354	3831	1850	30	806	178	2686	101	2579	1751	403	4431	1034	12131	13165
Apprch %	56.7	2.0	41.3			18.1	73.0	8.8			68.9	1.1	30.0			2.3	58.2	39.5			7.9	92.1	
Total %	5.5	0.2	4.0		9.8	5.7	23.1	2.8		31.6	15.3	0.2	6.6		22.1	0.8	21.3	14.4		36.5			

ANOKA COUNTY HIGHWAY

PC-WARRANTS

TRAFFIC SIGNAL WARRANT ANALYSIS

Study Name : TMC0324

Study Date : 06/18/03

Page No. : 1

Signal Warrants - Summary

Major Street Approaches

Eastbound: CSAH 24

Number of Lanes: 1

Approach Speed: 40

Total Approach Volume: 4,431

Westbound: CSAH 24

Number of Lanes: 1

Approach Speed: 40

Total Approach Volume: 3,831

Minor Street Approaches

Northbound: CSAH 9

Number of Lanes: 2

Total Approach Volume: 2,686

Southbound: School Entrance

Number of Lanes: 1

Total Approach Volume: 1,183

Warrant Summary (Urban values apply.)

Warrant 1 - Eight Hour Vehicular Volumes Not Satisfied

Warrant 1A - Minimum Vehicular Volume Not Satisfied

Required volumes reached for 5 hours, 8 are needed

Warrant 1B - Interruption of Continuous Traffic Not Satisfied

Required volumes reached for 1 hours, 8 are needed

Warrant 1 A&B - Combination of Warrants Not Satisfied

Required volumes reached for 5 hours, 8 are needed

Warrant 2 - Four Hour Volumes Satisfied

Number of hours (6) volumes exceed minimum \geq minimum required (4).

Warrant 3 - Peak Hour Satisfied

Warrant 3A - Peak Hour Volumes Satisfied

Volumes exceed minimums for at least one hour.

Warrant 3B - Peak Hour Delay Satisfied

Number of hours (26) volumes exceed minimum \geq required (1). Delay data not evaluated.

Warrant 4 - Pedestrian Volumes Not Evaluated

Warrant 5 - School Crossing Not Evaluated

Warrant 6 - Coordinated Signal System Not Evaluated

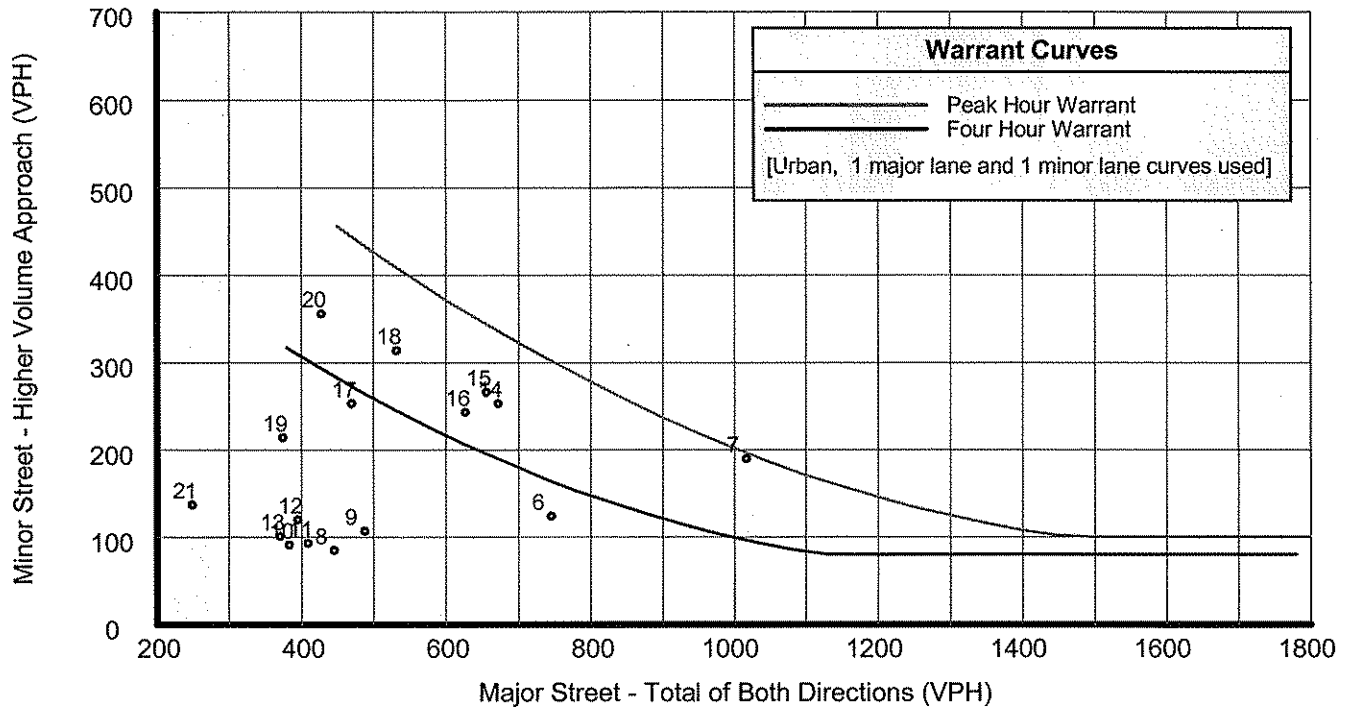
Warrant 7 - Crash Experience Not Evaluated

Warrant 8 - Roadway Network Not Evaluated

ANOKA COUNTY HIGHWAY PC-WARRANTS TRAFFIC SIGNAL WARRANT ANALYSIS

Study Name : TMC0324
Study Date : 06/18/03
Page No. : 2

Signal Warrants - Summary



Analysis of 8-Hour Volume Warrants:

Hour Begin	Major Total	Higher Minor Vol	Dir	War-1A			War-1B			War-1A&B		
				Major Crit	Minor Crit	Meets?	Major Crit	Minor Crit	Meets?	Major Crit	Minor Crit	Meets?
00:00	0	0	NB	500-No	200-No	---	750-No	100-No	---	600-No	160-No	---
01:00	0	0	NB	500-No	200-No	---	750-No	100-No	---	600-No	160-No	---
02:00	0	0	NB	500-No	200-No	---	750-No	100-No	---	600-No	160-No	---
03:00	0	0	NB	500-No	200-No	---	750-No	100-No	---	600-No	160-No	---
04:00	0	0	NB	500-No	200-No	---	750-No	100-No	---	600-No	160-No	---
05:00	0	0	NB	500-No	200-No	---	750-No	100-No	---	600-No	160-No	---
06:00	746	124	NB	500-Yes	150-No	Major	750-No	75-Yes	Minor	600-Yes	120-Yes	Both
07:00	1,017	190	NB	500-Yes	150-Yes	Both	750-Yes	75-Yes	Both	600-Yes	120-Yes	Both
08:00	446	85	NB	500-No	150-No	---	750-No	75-Yes	Minor	600-No	120-No	---
09:00	488	107	NB	500-No	150-No	---	750-No	75-Yes	Minor	600-No	120-No	---
10:00	383	91	NB	500-No	150-No	---	750-No	75-Yes	Minor	600-No	120-No	---
11:00	409	93	NB	500-No	150-No	---	750-No	75-Yes	Minor	600-No	120-No	---
12:00	395	120	NB	500-No	150-No	---	750-No	75-Yes	Minor	600-No	120-Yes	Minor
13:00	370	101	NB	500-No	150-No	---	750-No	75-Yes	Minor	600-No	120-No	---
14:00	672	253	SB	500-Yes	200-Yes	Both	750-No	100-Yes	Minor	600-Yes	160-Yes	Both
15:00	656	266	NB	500-Yes	150-Yes	Both	750-No	75-Yes	Minor	600-Yes	120-Yes	Both
16:00	627	243	NB	500-Yes	150-Yes	Both	750-No	75-Yes	Minor	600-Yes	120-Yes	Both
17:00	470	253	NB	500-No	150-Yes	Minor	750-No	75-Yes	Minor	600-No	120-Yes	Minor
18:00	532	314	NB	500-Yes	150-Yes	Both	750-No	75-Yes	Minor	600-No	120-Yes	Minor
19:00	374	214	NB	500-No	150-Yes	Minor	750-No	75-Yes	Minor	600-No	120-Yes	Minor
20:00	428	356	SB	500-No	200-Yes	Minor	750-No	100-Yes	Minor	600-No	160-Yes	Minor
21:00	249	137	NB	500-No	150-No	---	750-No	75-Yes	Minor	600-No	120-Yes	Minor
22:00	0	0	NB	500-No	200-No	---	750-No	100-No	---	600-No	160-No	---
23:00	0	0	NB	500-No	200-No	---	750-No	100-No	---	600-No	160-No	---

ANOKA COUNTY HIGHWAY DEPARTMENT

PC-WARRANTS

TRAFFIC SIGNAL WARRANT ANALYSIS

Study Name : TMC0324

Study Date : 06/18/03

Multi-Way Stop Warrant Report

Major Street Approaches

Eastbound: CSAH 24

Total Approach Volume: 4,431

Approach Speed: 40

Westbound: CSAH 24

Total Approach Volume: 3,831

Approach Speed: 40

Minor Street Approaches

Northbound: CSAH 9

Total Approach Volume: 2,686

Southbound: School Entrance

Total Approach Volume: 1,183

Warrant Summary

Criteria A - Interim Measure Not Evaluated

If traffic signals are justified, stop signs can be installed as an interim measure.

Criteria B - Crash Experience Not Evaluated

Number of crashes (0) is less than the minimum required (5).

Criteria C - Minimum Volumes and Delays Satisfied

Delay data not evaluated

Required volumes reached for 8 hours, 8 are needed

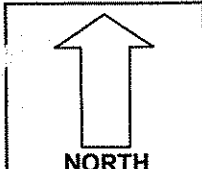
Criteria D - 80% of Volumes, Delays, and Crashes Not Evaluated

Delay data not evaluated

Required volumes reached for 0 hours, 8 are needed

Analysis of 8-Hour Volume Warrants:

Time	Major Crit		Crit C			Crit D		
	Total	Minor Total	Major Crit	Minor Crit	Meets?	Major Crit	Minor Crit	Meets?
00:00 - 01:00	0	0	300-No	200-No	No	240-No	160-No	No
01:00 - 02:00	0	0	300-No	200-No	No	240-No	160-No	No
02:00 - 03:00	0	0	300-No	200-No	No	240-No	160-No	No
03:00 - 04:00	0	0	300-No	200-No	No	240-No	160-No	No
04:00 - 05:00	0	0	300-No	200-No	No	240-No	160-No	No
05:00 - 06:00	0	0	300-No	200-No	No	240-No	160-No	No
06:00 - 07:00	746	134	300-Yes	200-No	Major	240-Yes	160-No	Major
07:00 - 08:00	1,017	311	300-Yes	200-Yes	Both	240-Yes	160-Yes	Both
08:00 - 09:00	446	103	300-Yes	200-No	Major	240-Yes	160-No	Major
09:00 - 10:00	488	133	300-Yes	200-No	Major	240-Yes	160-No	Major
10:00 - 11:00	383	112	300-Yes	200-No	Major	240-Yes	160-No	Major
11:00 - 12:00	409	137	300-Yes	200-No	Major	240-Yes	160-No	Major
12:00 - 13:00	395	152	300-Yes	200-No	Major	240-Yes	160-No	Major
13:00 - 14:00	370	124	300-Yes	200-No	Major	240-Yes	160-No	Major
14:00 - 15:00	672	402	300-Yes	200-Yes	Both	240-Yes	160-Yes	Both
15:00 - 16:00	656	358	300-Yes	200-Yes	Both	240-Yes	160-Yes	Both
16:00 - 17:00	627	286	300-Yes	200-Yes	Both	240-Yes	160-Yes	Both
17:00 - 18:00	470	285	300-Yes	200-Yes	Both	240-Yes	160-Yes	Both
18:00 - 19:00	532	349	300-Yes	200-Yes	Both	240-Yes	160-Yes	Both
19:00 - 20:00	374	271	300-Yes	200-Yes	Both	240-Yes	160-Yes	Both
20:00 - 21:00	428	555	300-Yes	200-Yes	Both	240-Yes	160-Yes	Both
21:00 - 22:00	249	157	300-No	200-No	No	240-Yes	160-No	Major
22:00 - 23:00	0	0	300-No	200-No	No	240-No	160-No	No
23:00 - 00:00	0	0	300-No	200-No	No	240-No	160-No	No



COUNT LOCATION:

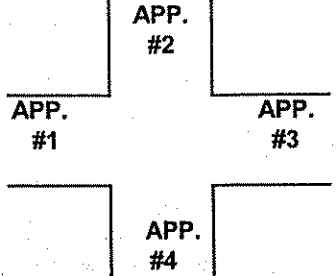
CSAH 9 (Round Lk Blvd.) @

DATE:

5/20/03

CSAH 24 (Bridge St.)

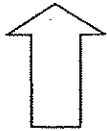
- APP. #1 = CSAH 24
- APP. #2 = School Entrance
- APP. #3 = CSAH 24
- APP. #4 = CSAH 9



- HEAVY VEHICLE- ANY VEHICLE HAVING MORE THAN FOUR TIRES TOUCHING THE PAVEMENT
- A. TRUCKS- A HEAVY VEHICLE INVOLVED PRIMARILY IN THE TRANSPORT OF GOODS OR IN THE DELIVERY OF A SERVICE.
 - B. RV- A HEAVY VEHICLE OPERATED BY A PRIVATE MOTORIST AND INVOLVED IN THE TRANSPORT OF RECREATIONAL EQUIPMENT OR FACILITIES.
 - C. BUSES- A HEAVY VEHICLE INVOLVED IN THE TRANSPORTATION OF GROUPS OF PEOPLE.

TIME	PEDESTRIANS				15 MIN TOT	HEAVY VEHICLES		
	APP. #1	APP. #2	APP. #3	APP. #4		TRUCKS	RV	BUS
2:00-2:15PM	5				5	5		17
2:15-2:30	5				5	8	1	18
2:30-2:45	69	69			138	17		43
2:45-3:00	7	11			18	26		22
HOURLY TOTAL					166	HOURLY TOTAL		157
3:00-3:15	5	2			7	25		3
3:15-3:30	8	4			12	17	1	3
3:30-3:45	4				4	4		1
3:45-4:00	4	7			11	11		3
HOURLY TOTAL					34	HOURLY TOTAL		68
4:00-4:15	2	4			6	17		5
4:15-4:30		4			4	17	1	4
4:30-4:45		2			2	18		3
4:45-5:00						3	1	2
HOURLY TOTAL					12	HOURLY TOTAL		71
5:00-5:15	1	1			2	5		1
5:15-5:30						7		1
5:30-5:45						5		
5:45-6:00		2			2	4		1
HOURLY TOTAL					4	HOURLY TOTAL		24
6:00-6:15						6		
6:15-6:30			1	1	2	6		
6:30-6:45	2				2	6		
6:45-7:00	3			2	5	9		
HOURLY TOTAL					9	HOURLY TOTAL		27
7:00-7:15	3			2	5	2	2	
7:15-7:30	5				5	3	2	
7:30-7:45				3	3	8		
7:45-8:00						5	1	
HOURLY TOTAL					13	HOURLY TOTAL		23
8:00-8:15						2	2	
8:15-8:30	3	2	3		8	5		1
8:30-8:45						7	1	
8:45-9:00	1	1		2	4	2	1	
HOURLY TOTAL					12	HOURLY TOTAL		21
9:00-9:15						5	1	
9:15-9:30						7	1	
9:30-9:45						2	1	
9:45-10:00						3		
HOURLY TOTAL						HOURLY TOTAL		20
				TOTAL			TOTAL	

1
2
3
4
5
6
7
8
9
10
11
12
13
14
15
16
17
18
19
20
21
22
23
24
25
26
27
28
29
30
31
32



COUNT LOCATION:

CSAH 9 (Round Lk Blvd.) @

DATE:

6/2/03

CSAH 24 (Bridge St.)

NORTH

APP. #1 = CSAH 24
APP. #2 = School Entrance
APP. #3 = CSAH 24
APP. #4 = CSAH 9

APP. #2	APP. #3
APP. #1	APP. #4

HEAVY VEHICLE- ANY VEHICLE HAVING MORE THAN FOUR TIRES TOUCHING THE PAVEMENT

A. TRUCKS- A HEAVY VEHICLE INVOLVED PRIMARILY IN THE TRANSPORT OF GOODS OR IN THE DELIVERY OF A SERVICE.

B. RV- A HEAVY VEHICLE OPERATED BY A PRIVATE MOTORIST AND INVOLVED IN THE TRANSPORT OF RECREATIONAL EQUIPMENT OR FACILITIES.

C. BUSES- A HEAVY VEHICLE INVOLVED IN THE TRANSPORTATION OF GROUPS OF PEOPLE.

TIME	PEDESTRIANS					HEAVY VEHICLES		
	APP. #1	APP. #2	APP. #3	APP. #4	15 MIN TOT	TRUCKS	RV	BUS
6:00-6:15AM						7		
6:15-6:30						5	1	7
6:30-6:45		1			1	9	3	5
6:45-7:00	2	1			3	16		4
HOURLY TOTAL					4	HOURLY TOTAL		57
7:00-7:15	12				12	10	2	16
7:15-7:30	9				9	14	1	38
7:30-7:45	7				7	15	3	5
7:45-8:00						23	2	6
HOURLY TOTAL					28	HOURLY TOTAL		135
8:00-8:15						15		6
8:15-8:30						12		4
8:30-8:45	4			1	5	16	2	1
8:45-9:00	3				3	18		5
HOURLY TOTAL					8	HOURLY TOTAL		79
9:00-9:15	2				2	20		2
9:15-9:30	1				1	18		19
9:30-9:45						13	1	
9:45-10:00	4				4	16	2	
HOURLY TOTAL					7	HOURLY TOTAL		91
10:00-10:15	1				1	17		2
10:15-10:30						13		1
10:30-10:45						23		1
10:45-11:00	3				3	11	1	
HOURLY TOTAL					4	HOURLY TOTAL		69
11:00-11:15	2				2	19		
11:15-11:30	5				5	12		2
11:30-11:45	5				5	13	1	1
11:45-12:00	2				2	26	1	2
HOURLY TOTAL					14	HOURLY TOTAL		77
12:00-12:15	2	1			3	20		5
12:15-12:30	2				2	13	1	2
12:30-12:45	1				1	13		1
12:45-1:00	2				2	11		
HOURLY TOTAL					8	HOURLY TOTAL		66
1:00-1:15						15		
1:15-1:30	5	1			6	8	1	1
1:30-1:45	6				6	5	3	
1:45-2:00				1	1	13		6
HOURLY TOTAL					13	HOURLY TOTAL		52
				TOTAL			TOTAL	

1
2
3
4
5
6
7
8
9
10
11
12
13
14
15
16
17
18
19
20
21
22
23
24
25
26
27
28
29
30
31
32