

Date : 6/02/03

Count Number : TMC0326

Location : T.H. 47 @

CSAH 28 (Ambassador Blvd.)


T.H. 47

6647

#2

D	94	3011
E	2192	
F	725	

3636



North

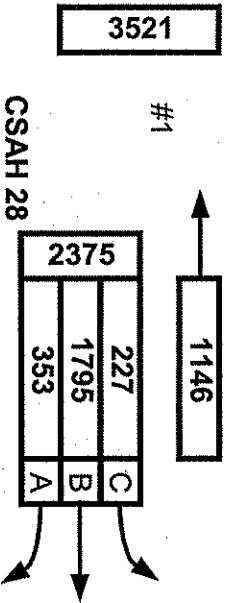
CSAH 28

G	842	1649
H	704	
J	103	

2714

#3

4363



CSAH 28

#1

3521

LANES OF APPROACH

	RIGHT TURN LANE	LEFT TURN LANE	THRU LANES	TOTAL
#1	0	0	1	1
#2	1	0	1	2
#3	0	0	1	1
#4	1	0	1	2

T.H. 47

2648

#4

5757

M	348	3109
L	2567	
K	194	

Anoka County Highway Department

Traffic Volume and Turning

Movement Study

Anoka County Highway Department
Traffic Engineering

Traffic Volume and Turning Movement Stud

Weather: Cloudy & Wet
Counter TDC-8
Counted by: Krystal/Shari

File Name : TMC0326
Site Code : 03260102
Start Date : 06/02/2003
Page No : 1

Groups Printed- 1 - 1 - Unshifted

Start Time	T.H. 47 Southbound					CSAH 28 Westbound					T.H. 47 Northbound					CSAH 28 Eastbound					Exclu. Total	Inclu. Total	Int. Total
	Left	Thru	Right	Heavy	App. Total	Left	Thru	Right	Heavy	App. Total	Left	Thru	Right	Heavy	App. Total	Left	Thru	Right	Heavy	App. Total			
Factor	1.0	1.0	1.0	1.0		1.0	1.0	1.0	1.0		1.0	1.0	1.0	1.0		1.0	1.0	1.0	1.0				
06:00	10	56	1	0	67	2	2	4	0	8	2	22	1	0	25	2	1	4	1	7	1	107	108
06:15	11	83	1	4	95	1	3	5	2	9	0	9	1	2	10	0	5	8	0	13	8	127	135
06:30	32	82	0	6	114	0	1	0	0	1	4	11	0	0	15	1	16	12	1	29	7	159	166
06:45	18	68	2	8	88	0	1	10	5	11	1	16	0	2	17	1	4	2	0	7	15	123	138
Total	71	289	4	18	364	3	7	19	7	29	7	58	2	4	67	4	26	26	2	56	31	516	547
07:00	18	66	3	9	87	0	3	3	3	6	3	11	0	4	14	2	10	8	3	20	19	127	146
07:15	13	85	1	9	99	0	3	6	1	9	1	19	0	1	20	1	6	5	1	12	12	140	152
07:30	24	77	4	14	105	2	9	10	2	21	5	24	0	4	29	0	11	10	0	21	20	176	196
07:45	20	65	3	6	88	0	3	5	0	8	5	27	0	3	32	1	11	3	0	15	9	143	152
Total	75	293	11	38	379	2	18	24	6	44	14	81	0	12	95	4	38	26	4	68	60	586	646
08:00	15	47	3	4	65	1	11	1	1	13	5	29	3	5	37	2	13	4	1	19	11	134	145
08:15	7	31	0	4	38	1	2	7	1	10	4	27	1	7	32	2	12	7	5	21	17	101	118
08:30	11	48	3	15	62	4	6	11	3	21	2	19	0	3	21	2	10	11	3	23	24	127	151
08:45	14	38	2	3	54	1	4	10	3	15	4	24	4	6	32	0	7	5	1	12	13	113	126
Total	47	164	8	26	219	7	23	29	8	59	15	99	8	21	122	6	42	27	10	75	65	475	540
09:00	7	38	0	7	45	2	7	12	2	21	3	16	0	5	19	2	5	10	1	17	15	102	117
09:15	13	33	2	7	48	1	1	8	2	10	3	20	0	5	23	2	9	5	3	16	17	97	114
09:30	9	43	0	10	52	2	10	8	2	20	0	12	2	2	14	3	8	11	4	22	18	108	126
09:45	8	34	2	7	44	0	9	10	3	19	6	22	2	6	30	0	8	2	0	10	16	103	119
Total	37	148	4	31	189	5	27	38	9	70	12	70	4	18	86	7	30	28	8	65	66	410	476
10:00	12	28	1	6	41	2	7	8	2	17	2	11	1	3	14	0	8	5	1	13	12	85	97
10:15	15	35	1	9	51	2	10	12	2	24	2	23	2	7	27	1	7	4	0	12	18	114	132
10:30	13	41	0	8	54	1	6	9	4	16	3	36	1	12	40	3	4	3	0	10	24	120	144
10:45	12	25	1	6	38	2	8	7	2	17	3	29	1	7	33	5	3	2	1	10	16	98	114
Total	52	129	3	29	184	7	31	36	10	74	10	99	5	29	114	9	22	14	2	45	70	417	487
11:00	10	28	1	9	39	3	2	4	4	9	4	27	0	5	31	1	5	9	2	15	20	94	114
11:15	9	27	1	6	37	1	8	13	6	22	7	27	0	4	34	3	5	7	2	15	18	108	126
11:30	8	36	0	9	44	5	8	10	5	23	5	37	3	3	45	0	11	7	1	18	18	130	148
11:45	15	30	5	10	50	2	6	10	1	18	3	27	4	4	34	3	6	3	0	12	15	114	129
Total	42	121	7	34	170	11	24	37	16	72	19	118	7	16	144	7	27	26	5	60	71	446	517
12:00	9	21	0	3	30	2	5	7	1	14	0	27	1	4	28	3	8	7	0	18	8	90	98
12:15	16	40	0	10	56	4	7	11	5	22	13	31	4	4	48	0	8	8	1	16	20	142	162
12:30	13	24	2	12	39	1	11	9	1	21	9	33	1	9	43	1	10	4	0	15	22	118	140
12:45	4	37	2	8	43	2	7	9	1	18	5	32	3	8	40	1	1	2	0	4	17	105	122
Total	42	122	4	33	168	9	30	36	8	75	27	123	9	25	159	5	27	21	1	53	67	455	522
13:00	14	28	1	5	43	1	2	9	2	12	1	25	3	3	29	2	3	3	0	8	10	92	102
13:15	10	32	0	4	42	0	13	16	0	29	7	25	0	4	32	4	7	10	4	21	12	124	136
13:30	8	30	3	11	41	4	15	19	5	38	5	27	1	7	33	0	13	12	0	25	23	137	160
13:45	13	31	0	5	44	3	2	18	4	23	4	36	2	3	42	5	8	6	0	19	12	128	140
Total	45	121	4	25	170	8	32	62	11	102	17	113	6	17	136	11	31	31	4	73	57	481	538
14:00	7	27	2	5	36	5	10	17	4	32	8	26	3	9	37	5	12	2	0	19	18	124	142
14:15	15	31	1	10	47	1	8	15	5	24	5	32	2	2	39	1	12	9	13	22	30	132	162
14:30	10	30	1	13	41	4	11	19	5	34	7	38	3	8	48	2	14	7	3	23	29	146	175
14:45	9	23	0	3	32	3	39	26	9	68	10	49	1	4	60	3	7	3	1	13	17	173	190
Total	41	111	4	31	156	13	68	77	23	158	30	145	9	23	184	11	45	21	17	77	94	575	669
15:00	10	18	1	6	29	1	16	21	1	38	4	67	0	6	71	4	14	7	1	25	14	163	177
15:15	18	31	3	11	52	2	25	25	5	52	11	74	2	8	87	6	25	9	2	40	26	231	257
15:30	14	27	1	7	42	2	7	22	1	31	5	95	9	7	109	7	19	14	2	40	17	222	239
15:45	10	43	1	5	54	3	20	32	5	55	9	89	66	8	164	49	8	13	1	70	19	343	362
Total	52	119	6	29	177	8	68	100	12	176	29	325	77	29	431	66	66	43	6	175	76	959	1035
16:00	11	29	0	1	40	3	14	24	4	41	13	84	45	8	142	49	19	5	2	73	15	286	311
16:15	11	28	0	6	39	1	22	28	4	51	12	92	4	4	108	6	7	5	1	18	15	216	231
16:30	15	36	1	2	52	3	17	38	7	58	13	97	0	6	110	6	12	8	2	26	17	246	263
16:45	12	33	0	5	45	2	17	29	10	48	10	96	2	7	108	5	7	2	0	14	22	215	237
Total	49	126	1	14	176	9	70	119	25	198	48	369	51	25	468	66	45	20	5	131	69	973	1042
17:00	16	28	0	8	44	0	13	12	3	25	6	71	1	2	78	3	10	7	3	20	16	167	183
17:15	14	32	4	6	50	3	22	30	4	55	16	70	1	9	87	5	9	9	3	23	22	215	237
17:30	9	27	3	3	39	1	17	23	3	41	16	88	1	9	105	2	15	8	1	25	16	210	226
17:45	5	36	6	4	47	1	43	24	0	68	10	84	0	3	94	3	11	16	1	30	8	239	247
Total	44	123	13	21	180	5	95	89	10	189	48	313	3	23	364	13	45	40	8	98	62	831	893

Anoka County Highway Department
Traffic Engineering

Traffic Volume and Turning Movement Stud

Weather: Cloudy & Wet
Counter TDC-8
Counted by: Krystal/Shari

File Name : TMC0326
Site Code : 03260102
Start Date : 06/02/2003
Page No : 2

Groups Printed- 1 - 1 - Unshifted

Start Time	T.H. 47 Southbound					CSAH 28 Westbound					T.H. 47 Northbound					CSAH 28 Eastbound					Exclu. Total	Inclu. Total	Int. Total
	Left	Thru	Right	Heavy	App. Total	Left	Thru	Right	Heavy	App. Total	Left	Thru	Right	Heavy	App. Total	Left	Thru	Right	Heavy	App. Total			
Factor	1.0	1.0	1.0	1.0		1.0	1.0	1.0	1.0		1.0	1.0	1.0	1.0		1.0	1.0	1.0	1.0				
18:00	11	32	1	4	44	1	23	18	0	42	7	61	2	3	70	2	8	7	1	17	8	173	181
18:15	8	21	1	4	30	0	22	19	2	41	9	70	3	6	82	1	13	6	1	20	13	173	186
18:30	18	26	2	11	46	0	28	20	1	48	5	57	0	4	62	1	9	9	3	19	19	175	194
18:45	13	15	2	2	30	1	10	7	6	18	4	64	0	3	68	2	8	2	0	12	11	128	139
Total	50	94	6	21	150	2	83	64	9	149	25	252	5	16	282	6	38	24	5	68	51	649	700
19:00	5	28	3	4	36	0	15	6	1	21	5	36	1	7	42	6	38	21	3	65	15	164	179
19:15	5	20	0	5	25	0	7	7	0	14	5	57	2	1	64	1	9	5	0	15	6	118	124
19:30	10	26	2	4	38	4	17	14	2	35	7	54	1	10	62	0	8	0	0	8	16	143	159
19:45	7	17	3	1	27	3	16	7	2	26	3	36	2	3	41	0	1	3	0	4	6	98	104
Total	27	91	8	14	126	7	55	34	5	96	20	183	6	21	209	7	56	29	3	92	43	523	566
20:00	6	16	2	4	24	1	7	8	2	16	7	33	0	4	40	1	4	8	0	13	10	93	103
20:15	1	17	2	0	20	0	12	14	0	26	4	32	1	0	37	0	5	2	1	7	1	90	91
20:30	8	17	1	3	26	1	8	6	1	15	2	22	0	2	24	0	2	2	1	4	7	69	76
20:45	4	18	1	2	23	4	13	12	4	29	5	18	0	3	23	0	2	4	0	6	9	81	90
Total	19	68	6	9	93	6	40	40	7	86	18	105	1	9	124	1	13	16	2	30	27	333	360
21:00	14	29	4	7	47	1	11	11	3	23	3	38	0	5	41	0	4	1	0	5	15	116	131
21:15	4	17	1	2	22	0	10	11	1	21	2	29	0	1	31	1	4	4	0	9	4	83	87
21:30	8	11	0	0	19	0	3	8	1	11	0	25	0	1	25	1	4	0	0	5	2	60	62
21:45	6	16	0	0	22	0	9	8	1	17	4	22	1	0	27	2	5	0	0	7	1	73	74
Total	32	73	5	9	110	1	33	38	6	72	9	114	1	7	124	4	17	5	0	26	22	332	354
Grand Total	725	219	94	382	3011	103	704	842	172	1649	348	256	194	295	3109	227	568	397	82	1192	931	8961	9892
Approch %	24.1	72.8	3.1			6.2	42.7	51.1			11.2	82.6	6.2			19.0	47.7	33.3					
Total %	8.1	24.5	1.0		33.6	1.1	7.9	9.4		18.4	3.9	28.6	2.2		34.7	2.5	6.3	4.4		13.3	9.4	90.6	

ANOKA COUNTY HIGHWAY DEPARTMENT

PC-WARRANTS

TRAFFIC SIGNAL WARRANT ANALYSIS

Study Name : TMC0326

Study Date : 06/18/03

Page No. : 1

Signal Warrants - Summary

Major Street Approaches

Northbound: T.H. 47

Number of Lanes: 2

Approach Speed: 50

Total Approach Volume: 3,109

Southbound: T.H. 47

Number of Lanes: 2

Approach Speed: 50

Total Approach Volume: 3,011

Minor Street Approaches

Eastbound: CSAH 28

Number of Lanes: 1

Total Approach Volume: 1,192

Westbound: CSAH 28

Number of Lanes: 1

Total Approach Volume: 1,649

Warrant Summary (Rural values apply.)

Warrant 1 - Eight Hour Vehicular Volumes Not Satisfied

Warrant 1A - Minimum Vehicular Volume Not Satisfied

Required volumes reached for 4 hours, 8 are needed

Warrant 1B - Interruption of Continuous Traffic Not Satisfied

Required volumes reached for 1 hours, 8 are needed

Warrant 1 A&B - Combination of Warrants Not Satisfied

Required volumes reached for 3 hours, 8 are needed

Warrant 2 - Four Hour Volumes Not Satisfied

Number of hours (3) volumes exceed minimum < minimum required (4).

Warrant 3 - Peak Hour Satisfied

Warrant 3A - Peak Hour Volumes Satisfied

Volumes exceed minimums for at least one hour.

Warrant 3B - Peak Hour Delay Satisfied

Number of hours (10) volumes exceed minimum >= required (1). Delay data not evaluated.

Warrant 4 - Pedestrian Volumes Not Evaluated

Warrant 5 - School Crossing Not Evaluated

Warrant 6 - Coordinated Signal System Not Evaluated

Warrant 7 - Crash Experience Not Evaluated

Warrant 8 - Roadway Network Not Evaluated

ANOKA COUNTY HIGHWAY DEPARTMENT

PC-WARRANTS

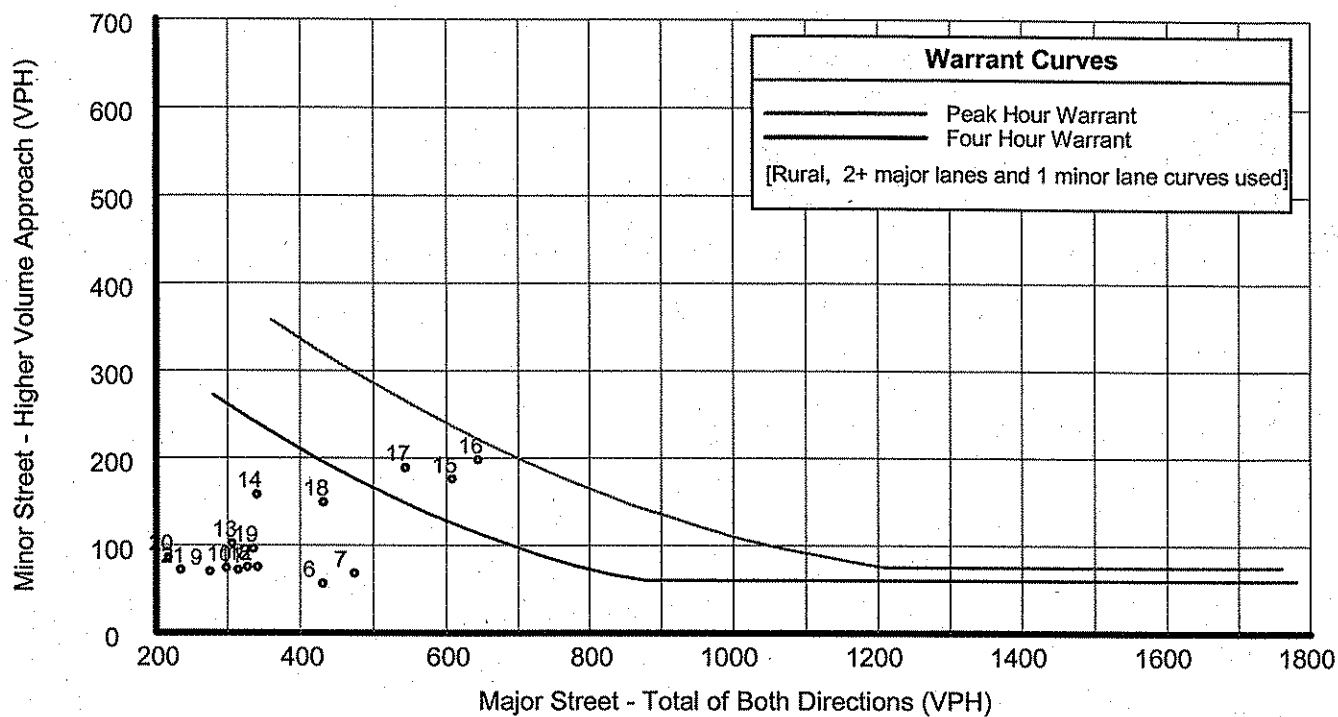
TRAFFIC SIGNAL WARRANT ANALYSIS

Study Name : TMC0326

Study Date : 06/18/03

Page No. : 2

Signal Warrants - Summary



Analysis of 8-Hour Volume Warrants:

Hour Begin	Major Total	Higher Minor Vol	Dir	War-1A			War-1B			War-1A&B		
				Major Crit	Minor Crit	Meets?	Major Crit	Minor Crit	Meets?	Major Crit	Minor Crit	Meets?
00:00	0	0	EB	420-No	105-No	---	630-No	52-No	---	504-No	84-No	---
01:00	0	0	EB	420-No	105-No	---	630-No	52-No	---	504-No	84-No	---
02:00	0	0	EB	420-No	105-No	---	630-No	52-No	---	504-No	84-No	---
03:00	0	0	EB	420-No	105-No	---	630-No	52-No	---	504-No	84-No	---
04:00	0	0	EB	420-No	105-No	---	630-No	52-No	---	504-No	84-No	---
05:00	0	0	EB	420-No	105-No	---	630-No	52-No	---	504-No	84-No	---
06:00	431	56	EB	420-Yes	105-No	Major	630-No	52-Yes	Minor	504-No	84-No	---
07:00	474	68	EB	420-Yes	105-No	Major	630-No	52-Yes	Minor	504-No	84-No	---
08:00	341	75	EB	420-No	105-No	---	630-No	52-Yes	Minor	504-No	84-No	---
09:00	275	70	WB	420-No	105-No	---	630-No	52-Yes	Minor	504-No	84-No	---
10:00	298	74	WB	420-No	105-No	---	630-No	52-Yes	Minor	504-No	84-No	---
11:00	314	72	WB	420-No	105-No	---	630-No	52-Yes	Minor	504-No	84-No	---
12:00	327	75	WB	420-No	105-No	---	630-No	52-Yes	Minor	504-No	84-No	---
13:00	306	102	WB	420-No	105-No	---	630-No	52-Yes	Minor	504-No	84-Yes	Minor
14:00	340	158	WB	420-No	105-Yes	Minor	630-No	52-Yes	Minor	504-No	84-Yes	Minor
15:00	608	176	WB	420-Yes	105-Yes	Both	630-No	52-Yes	Minor	504-Yes	84-Yes	Both
16:00	644	198	WB	420-Yes	105-Yes	Both	630-Yes	52-Yes	Both	504-Yes	84-Yes	Both
17:00	544	189	WB	420-Yes	105-Yes	Both	630-No	52-Yes	Minor	504-Yes	84-Yes	Both
18:00	432	149	WB	420-Yes	105-Yes	Both	630-No	52-Yes	Minor	504-No	84-Yes	Minor
19:00	335	96	WB	420-No	105-No	---	630-No	52-Yes	Minor	504-No	84-Yes	Minor
20:00	217	86	WB	420-No	105-No	---	630-No	52-Yes	Minor	504-No	84-Yes	Minor
21:00	234	72	WB	420-No	105-No	---	630-No	52-Yes	Minor	504-No	84-No	---
22:00	0	0	EB	420-No	105-No	---	630-No	52-No	---	504-No	84-No	---
23:00	0	0	EB	420-No	105-No	---	630-No	52-No	---	504-No	84-No	---

ANOKA COUNTY HIGHWAY DEPARTMENT

PC-WARRANTS

TRAFFIC SIGNAL WARRANT ANALYSIS

Study Name : TMC0326

Study Date : 06/18/03

Multi-Way Stop Warrant Report

Major Street Approaches

Northbound: T.H. 47

Total Approach Volume: 3,109

Approach Speed: 50

Southbound: T.H. 47

Total Approach Volume: 3,011

Approach Speed: 50

Minor Street Approaches

Eastbound: CSAH 28

Total Approach Volume: 1,192

Westbound: CSAH 28

Total Approach Volume: 1,649

Warrant Summary

Criteria A - Interim Measure Not Evaluated

If traffic signals are justified, stop signs can be installed as an interim measure.

Criteria B - Crash Experience Not Evaluated

Number of crashes (0) is less than the minimum required (5).

Criteria C - Minimum Volumes and Delays Not Satisfied

Delay data not evaluated

Required volumes reached for 7 hours, 8 are needed

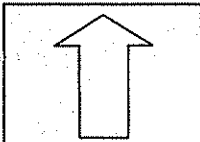
Criteria D - 80% of Volumes, Delays, and Crashes Not Evaluated

Delay data not evaluated

Required volumes reached for 9 hours, 8 are needed

Analysis of 8-Hour Volume Warrants:

Time	Major Crit	Minor	Crit C			Crit D		
	Total	Total	Major Crit	Minor Crit	Meets?	Major Crit	Minor Crit	Meets?
00:00 - 01:00	0	0	210-No	140-No	No	240-No	160-No	No
01:00 - 02:00	0	0	210-No	140-No	No	240-No	160-No	No
02:00 - 03:00	0	0	210-No	140-No	No	240-No	160-No	No
03:00 - 04:00	0	0	210-No	140-No	No	240-No	160-No	No
04:00 - 05:00	0	0	210-No	140-No	No	240-No	160-No	No
05:00 - 06:00	0	0	210-No	140-No	No	240-No	160-No	No
06:00 - 07:00	431	85	210-Yes	140-No	Major	240-Yes	160-No	Major
07:00 - 08:00	474	112	210-Yes	140-No	Major	240-Yes	160-No	Major
08:00 - 09:00	341	134	210-Yes	140-No	Major	240-Yes	160-No	Major
09:00 - 10:00	275	135	210-Yes	140-No	Major	240-Yes	160-No	Major
10:00 - 11:00	298	119	210-Yes	140-No	Major	240-Yes	160-No	Major
11:00 - 12:00	314	132	210-Yes	140-No	Major	240-Yes	160-No	Major
12:00 - 13:00	327	128	210-Yes	140-No	Major	240-Yes	160-No	Major
13:00 - 14:00	306	175	210-Yes	140-Yes	Both	240-Yes	160-Yes	Both
14:00 - 15:00	340	235	210-Yes	140-Yes	Both	240-Yes	160-Yes	Both
15:00 - 16:00	608	351	210-Yes	140-Yes	Both	240-Yes	160-Yes	Both
16:00 - 17:00	644	329	210-Yes	140-Yes	Both	240-Yes	160-Yes	Both
17:00 - 18:00	544	287	210-Yes	140-Yes	Both	240-Yes	160-Yes	Both
18:00 - 19:00	432	217	210-Yes	140-Yes	Both	240-Yes	160-Yes	Both
19:00 - 20:00	335	188	210-Yes	140-Yes	Both	240-Yes	160-Yes	Both
20:00 - 21:00	217	116	210-Yes	140-No	Major	240-No	160-No	No
21:00 - 22:00	234	98	210-Yes	140-No	Major	240-No	160-No	No
22:00 - 23:00	0	0	210-No	140-No	No	240-No	160-No	No
23:00 - 00:00	0	0	210-No	140-No	No	240-No	160-No	No



COUNT LOCATION:

T.H. 47 @

DATE:

6/2/03

CSAH 28 (Ambassador Blvd.)

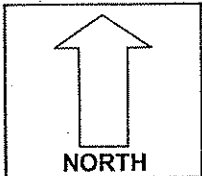
NORTH
APP. #1 = CSAH 28
APP. #2 = T.H. 47
APP. #3 = CSAH 28
APP. #4 = T.H. 47

APP. #2		
APP. #1	APP. #3	
	APP. #4	

- HEAVY VEHICLE- ANY VEHICLE HAVING MORE THAN FOUR TIRES TOUCHING THE PAVEMENT
- A. TRUCKS- A HEAVY VEHICLE INVOLVED PRIMARILY IN THE TRANSPORT OF GOODS OR IN THE DELIVERY OF A SERVICE.
 - B. RV- A HEAVY VEHICLE OPERATED BY A PRIVATE MOTORIST AND INVOLVED IN THE TRANSPORT OF RECREATIONAL EQUIPMENT OR FACILITIES.
 - C. BUSES- A HEAVY VEHICLE INVOLVED IN THE TRANSPORTATION OF GROUPS OF PEOPLE.

TIME	PEDESTRIANS					HEAVY VEHICLES		
	APP. #1	APP. #2	APP. #3	APP. #4	15 MIN TOT	TRUCKS	RV	BUS
6:00-6:15AM						1		
6:15-6:30						8		
6:30-6:45						7		
6:45-7:00						13	1	
HOURLY TOTAL						HOURLY TOTAL		30
7:00-7:15						14		
7:15-7:30						16	1	
7:30-7:45						19	1	
7:45-8:00						9		
HOURLY TOTAL						HOURLY TOTAL		60
8:00-8:15						10		1
8:15-8:30						17		
8:30-8:45						21		3
8:45-9:00						12		
HOURLY TOTAL						HOURLY TOTAL		64
9:00-9:15						14	1	
9:15-9:30						15	1	1
9:30-9:45						18		
9:45-10:00						15		
HOURLY TOTAL						HOURLY TOTAL		65
10:00-10:15	2				2	11		
10:15-10:30						19	1	
10:30-10:45						24		
10:45-11:00						15	1	
HOURLY TOTAL					2	HOURLY TOTAL		71
11:00-11:15						19	1	
11:15-11:30						17		
11:30-11:45						18		
11:45-12:00						16		
HOURLY TOTAL						HOURLY TOTAL		71
12:00-12:15						10	1	
12:15-12:30		1			1	16	1	
12:30-12:45						20	1	
12:45-1:00						16		
HOURLY TOTAL					1	HOURLY TOTAL		65
1:00-1:15						7		
1:15-1:30						10	2	
1:30-1:45						21	2	
1:45-2:00						9	2	
HOURLY TOTAL						HOURLY TOTAL		53
					TOTAL		TOTAL	

1
2
3
4
5
6
7
8
9
10
11
12
13
14
15
16
17
18
19
20
21
22
23
24
25
26
27
28
29
30
31
32



COUNT LOCATION:

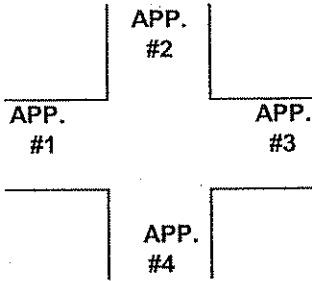
T.H. 47 @

DATE:

6/2/03

CSAH 28 (Ambassador Blvd.)

APP. #1 = CSAH 28
APP. #2 = T.H. 47
APP. #3 = CSAH 28
APP. #4 = T.H. 47



- HEAVY VEHICLE- ANY VEHICLE HAVING MORE THAN FOUR TIRES TOUCHING THE PAVEMENT
- A. TRUCKS- A HEAVY VEHICLE INVOLVED PRIMARILY IN THE TRANSPORT OF GOODS OR IN THE DELIVERY OF A SERVICE.
 - B. RV- A HEAVY VEHICLE OPERATED BY A PRIVATE MOTORIST AND INVOLVED IN THE TRANSPORT OF RECREATIONAL EQUIPMENT OR FACILITIES.
 - C. BUSES- A HEAVY VEHICLE INVOLVED IN THE TRANSPORTATION OF GROUPS OF PEOPLE.

TIME	PEDESTRIANS					HEAVY VEHICLES			
	APP. #1	APP. #2	APP. #3	APP. #4	15 MIN TOT	TRUCKS	RV	BUS	
2:00-2:15PM						8	1	10	
2:15-2:30						13		15	
2:30-2:45						19	2	8	
2:45-3:00						13	1	3	
HOURLY TOTAL						HOURLY TOTAL		93	
3:00-3:15						12	1	1	
3:15-3:30						16	2	7	
3:30-3:45						14	2	1	
3:45-4:00						15		4	
HOURLY TOTAL						HOURLY TOTAL		75	
4:00-4:15						16		1	
4:15-4:30						9		3	
4:30-4:45						17		2	
4:45-5:00						20	1		
HOURLY TOTAL						HOURLY TOTAL		69	
5:00-5:15						16	1		
5:15-5:30						18	3		
5:30-5:45						12	3		
5:45-6:00						8	1		
HOURLY TOTAL						HOURLY TOTAL		62	
6:00-6:15						3	5		
6:15-6:30						10	3		
6:30-6:45						14	5		
6:45-7:00						7	2		
HOURLY TOTAL						HOURLY TOTAL		49	
7:00-7:15						16			
7:15-7:30						5	1		
7:30-7:45						12	1	3	
7:45-8:00						6			
HOURLY TOTAL						HOURLY TOTAL		44	
8:00-8:15						9			
8:15-8:30						1			
8:30-8:45						6	1		
8:45-9:00						9			
HOURLY TOTAL						HOURLY TOTAL		26	
9:00-9:15						12	3		
9:15-9:30						3	1		
9:30-9:45						2			
9:45-10:00						1			
HOURLY TOTAL						HOURLY TOTAL		22	
	TOTAL						TOTAL		

1
2
3
4
5
6
7
8
9
10
11
12
13
14
15
16
17
18
19
20
21
22
23
24
25
26
27
28
29
30
31
32