


Date : 6/23/03

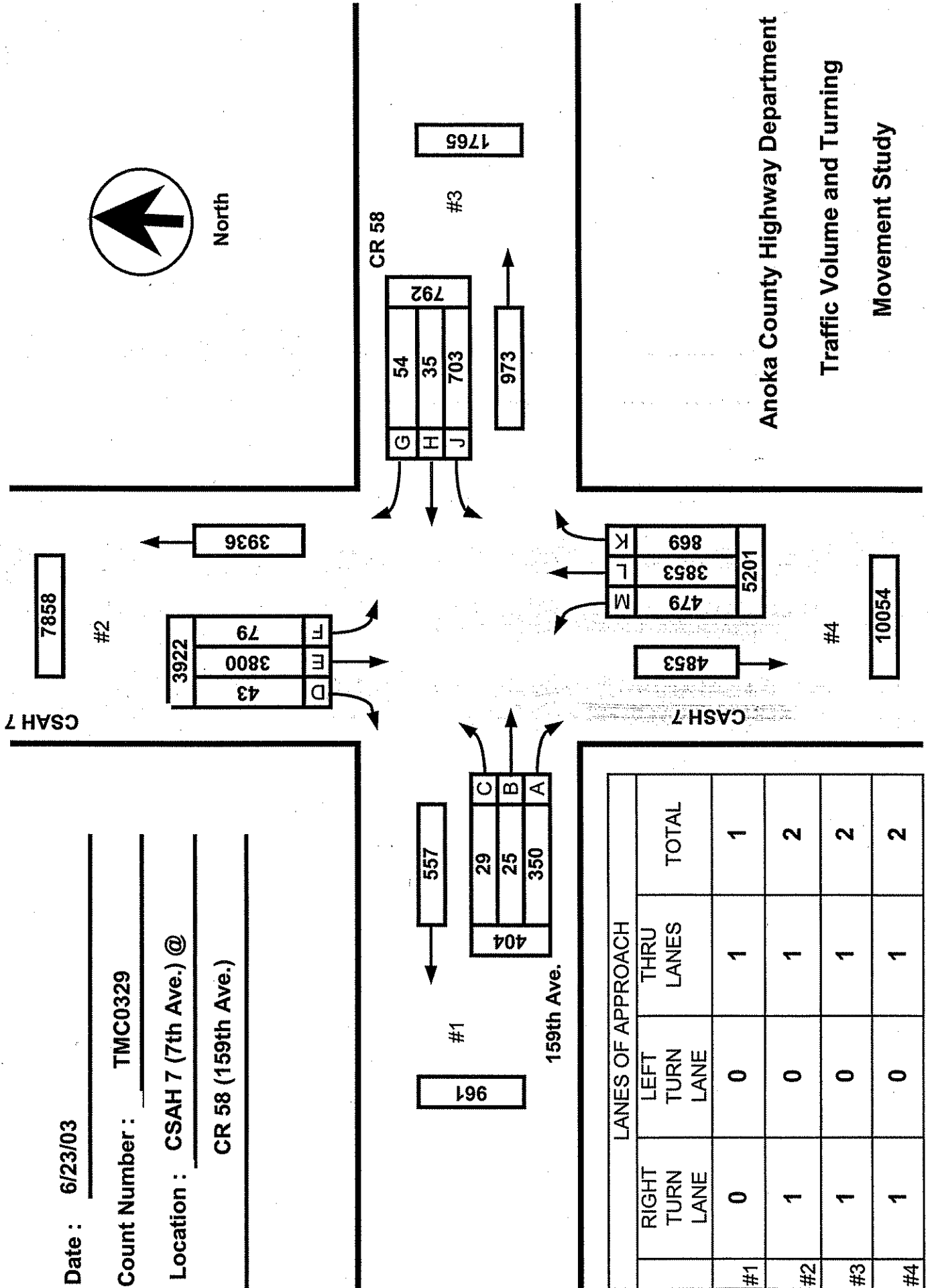
Count Number : TMC0329

Location : CSAH 7 (7th Ave.) @

CR 58 (159th Ave.)



North



	LANES OF APPROACH			TOTAL
	RIGHT TURN LANE	LEFT TURN LANE	THRU LANES	
#1	0	0	1	1
#2	1	0	1	2
#3	1	0	1	2
#4	1	0	1	2

Anoka County Highway Department
 Traffic Volume and Turning
 Movement Study

7858

#2

3922	79	3800	43
D	E	F	T

3936

54	35	703	792
G	H	J	

#3

1765

973

869	3853	479	5201
K	L	M	

#4

4853

10054

CASH 7

961	557	404	29	25	350
			C	B	A

Anoka County Highway Department
Traffic Engineering

Weather: Cloudy & Hot
Counter TDC-8
Printed by: Krystal/Shari

Traffic Volume and Turning Movement Stud

File Name : TMC0329
Site Code : 03290101
Start Date : 06/23/2003
Page No : 1

Groups Printed- 1 - Unshifted

Start Time	CSAH 7 Southbound					C.R. 58 Westbound					CSAH 7 Northbound					159th Ave. Eastbound					Exclu Total	Inclu. Total	Int. Total
	Left	Thru	Rig ht	Hea vy	App. Total	Left	Thru	Rig ht	Hea vy	App. Total	Left	Thru	Rig ht	Hea vy	App. Total	Left	Thru	Rig ht	Hea vy	App. Total			
Factor	1.0	1.0	1.0	1.0		1.0	1.0	1.0	1.0		1.0	1.0	1.0	1.0		1.0	1.0	1.0	1.0				
06:00	0	72	0	2	72	7	2	1	0	10	3	7	0	0	10	1	1	3	0	5	2	97	99
06:15	0	150	1	5	151	11	0	1	0	12	1	15	5	2	21	0	0	5	0	5	7	189	196
06:30	1	196	4	3	201	32	1	0	0	33	0	11	1	2	12	0	0	9	0	9	5	255	260
06:45	0	154	0	6	154	18	1	1	0	20	2	15	4	2	21	0	0	8	0	8	8	203	211
Total	1	572	5	16	578	68	4	3	0	75	6	48	10	6	64	1	1	25	0	27	22	744	766
07:00	0	116	1	4	117	23	2	0	2	25	1	26	3	0	30	0	1	6	0	7	6	179	185
07:15	1	197	0	5	198	17	0	0	1	17	3	21	6	2	30	0	0	17	1	17	9	262	271
07:30	0	162	0	3	162	27	0	1	2	28	4	26	7	2	37	0	0	15	1	15	8	242	250
07:45	1	100	0	4	101	14	0	0	3	14	4	29	3	5	36	0	0	13	2	13	14	164	178
Total	2	575	1	16	578	81	2	1	8	84	12	102	19	9	133	0	1	51	4	52	37	847	884
08:00	1	106	0	7	107	17	0	0	0	17	2	22	3	1	27	0	0	11	1	11	9	162	171
08:15	1	90	0	6	91	13	0	0	2	13	5	16	4	2	25	0	1	5	1	6	11	135	146
08:30	0	88	1	7	89	11	1	3	1	15	2	24	5	4	31	0	0	6	0	6	12	141	153
08:45	2	74	0	2	76	13	0	0	2	13	4	25	4	3	33	0	0	5	1	5	8	127	135
Total	4	358	1	22	363	54	1	3	5	58	13	87	16	10	116	0	1	27	3	28	40	565	605
09:00	2	70	1	3	73	6	1	0	1	7	4	27	1	3	32	1	1	10	1	12	8	124	132
09:15	0	39	0	0	39	11	1	1	1	13	1	14	1	3	16	0	0	4	0	4	4	72	76
09:30	0	40	0	1	40	11	1	0	3	12	1	12	0	0	13	1	1	5	1	7	5	72	77
09:45	0	18	0	1	18	3	0	0	0	3	3	10	0	1	13	1	0	10	1	11	3	45	48
Total	2	167	1	5	170	31	3	1	5	35	9	63	2	7	74	3	2	29	3	34	20	313	333
10:00	0	44	0	1	44	9	0	1	0	10	2	31	6	3	39	0	0	4	0	4	4	97	101
10:15	0	16	0	1	16	2	0	0	0	2	2	6	0	0	8	0	0	1	0	1	1	27	28
10:30	0	34	0	3	34	4	0	0	0	4	1	15	2	1	18	0	0	4	0	4	4	60	64
10:45	1	28	3	1	32	6	0	1	0	7	4	13	2	2	19	0	0	6	0	6	3	64	67
Total	1	122	3	6	126	21	0	2	0	23	9	65	10	6	84	0	0	15	0	15	12	248	260
11:00	1	51	0	2	52	4	0	1	0	5	3	24	9	5	36	0	0	8	1	8	8	101	109
11:15	0	42	0	5	42	4	0	0	0	4	4	19	9	1	32	0	0	6	0	6	6	84	90
11:30	3	52	0	7	55	8	0	2	0	10	0	37	7	2	44	0	0	5	0	5	9	114	123
11:45	1	43	0	3	44	7	0	1	1	8	10	30	6	2	46	0	1	9	0	10	6	108	114
Total	5	188	0	17	193	23	0	4	1	27	17	110	31	10	158	0	1	28	1	29	29	407	436
12:00	0	42	0	3	42	6	0	0	0	6	7	45	9	7	61	1	0	2	1	3	11	112	123
12:15	0	55	1	2	56	6	1	0	1	7	8	52	6	4	66	0	0	3	0	3	7	132	139
12:30	0	51	1	3	52	4	1	0	0	5	8	42	6	3	56	0	0	5	0	5	6	118	124
12:45	1	51	0	4	52	5	0	1	0	6	8	47	9	4	64	1	0	10	0	11	8	133	141
Total	1	199	2	12	202	21	2	1	1	24	31	186	30	18	247	2	0	20	1	22	32	495	527
13:00	1	37	0	3	38	6	0	0	0	6	7	39	13	5	59	2	1	7	2	10	10	113	123
13:15	1	60	2	6	63	7	0	0	0	7	6	53	26	6	85	0	1	10	1	11	13	166	179
13:30	1	51	1	3	53	6	0	1	0	7	5	61	14	6	80	0	0	8	1	8	10	148	158
13:45	2	37	0	3	39	8	0	1	2	9	6	34	4	0	44	0	0	4	1	4	6	96	102
Total	5	185	3	15	193	27	0	2	2	29	24	187	57	17	268	2	2	29	5	33	39	523	562
14:00	0	36	1	1	37	5	0	3	0	8	5	61	10	4	76	2	0	3	0	5	5	126	131
14:15	2	54	0	7	56	20	0	2	0	22	7	36	18	8	61	0	0	5	0	5	15	144	159
14:30	1	68	2	7	71	6	0	1	0	7	9	59	12	2	80	2	0	5	1	7	10	165	175
14:45	1	37	0	2	38	9	0	1	2	10	7	66	21	3	94	0	1	2	0	3	7	145	152
Total	4	195	3	17	202	40	0	7	2	47	28	222	61	17	311	4	1	15	1	20	37	580	617
15:00	0	36	1	1	37	9	0	0	0	9	5	89	19	3	113	0	0	1	0	1	4	160	164
15:15	0	50	0	1	50	4	1	0	1	5	15	109	21	6	145	1	0	4	1	5	9	205	214
15:30	1	56	0	3	57	12	2	1	0	15	12	105	22	3	139	1	0	0	1	1	7	212	219
15:45	1	45	1	2	47	10	1	1	2	12	10	148	23	3	181	1	0	2	0	3	7	243	250
Total	2	187	2	7	191	35	4	2	3	41	42	451	85	15	578	3	0	7	2	10	27	820	847
16:00	1	50	1	2	52	8	0	1	2	9	18	123	19	4	160	0	0	4	0	4	8	225	233
16:15	1	59	3	0	63	13	3	1	0	17	11	138	28	4	177	1	0	0	0	1	4	258	262
16:30	3	59	1	4	63	13	1	4	1	18	14	198	43	9	255	0	1	2	0	3	14	339	353
16:45	2	52	1	3	55	9	1	2	0	12	13	177	31	8	221	0	0	7	1	7	12	295	307
Total	7	220	6	9	233	43	5	8	3	56	56	636	121	25	813	1	1	13	1	15	38	1117	1155

Anoka County Highway Department
Traffic Engineering

Weather: Cloudy & Hot
Counter TDC-8

Traffic Volume and Turning Movement Stud

File Name : TMC0329
Site Code : 03290101
Start Date : 06/23/2003
Page No : 2

Printed by: Krystal/Shari

Groups Printed- 1 - Unshifted

Start Time	CSAH 7 Southbound					C.R. 58 Westbound					CSAH 7 Northbound					159th Ave. Eastbound					Exclu. Total	Inclu. Total	Int. Total
	Left	Thru	Rght	Heavy	App. Total	Left	Thru	Rght	Heavy	App. Total	Left	Thru	Rght	Heavy	App. Total	Left	Thru	Rght	Heavy	App. Total			
Factor	1.0	1.0	1.0	1.0		1.0	1.0	1.0	1.0		1.0	1.0	1.0	1.0		1.0	1.0	1.0	1.0				
17:00	2	63	0	3	65	8	0	4	0	12	18	186	32	12	236	1	2	1	0	4	15	317	332
17:15	1	47	1	1	49	10	0	1	2	11	16	161	23	5	200	1	3	3	0	7	8	267	275
17:30	2	52	2	4	56	14	0	0	0	14	15	130	31	5	176	0	3	5	0	8	9	254	263
17:45	2	52	0	1	54	11	2	1	2	14	12	118	46	3	176	3	2	4	1	9	7	253	260
Total	7	214	3	9	224	43	2	6	4	51	61	595	132	25	788	5	10	13	1	28	39	1091	1130
18:00	2	62	0	2	64	20	2	0	2	22	16	128	20	8	164	1	0	7	0	8	12	258	270
18:15	2	53	1	4	56	20	0	0	1	20	10	98	24	1	132	0	1	8	1	9	7	217	224
18:30	2	63	2	3	67	3	0	1	0	4	14	72	10	4	96	1	0	1	0	2	7	169	176
18:45	4	42	0	2	46	6	0	0	0	6	18	74	39	2	131	0	1	7	0	8	4	191	195
Total	10	220	3	11	233	49	2	1	3	52	58	372	93	15	523	2	2	23	1	27	30	835	865
19:00	2	37	2	0	41	40	1	0	0	41	14	69	35	2	118	0	0	5	0	5	2	205	207
19:15	0	34	1	1	35	19	0	2	0	21	10	55	9	2	74	2	1	8	2	11	5	141	146
19:30	2	51	0	1	53	10	2	0	1	12	9	84	24	1	117	1	1	7	0	9	3	191	194
19:45	0	33	1	3	34	14	1	1	0	16	6	47	12	0	65	1	0	2	1	3	4	118	122
Total	4	155	4	5	163	83	4	3	1	90	39	255	80	5	374	4	2	22	3	28	14	655	669
20:00	3	28	0	2	31	9	1	2	0	12	5	61	18	2	84	1	0	3	1	4	5	131	136
20:15	0	26	1	0	27	38	0	2	0	40	15	77	16	3	108	0	0	7	0	7	3	182	185
20:30	0	31	4	1	35	8	1	2	1	11	12	62	12	3	86	0	0	3	1	3	6	135	141
20:45	0	28	0	1	26	4	0	1	0	5	6	61	21	2	88	1	0	5	0	6	3	125	128
Total	3	111	5	4	119	59	2	7	1	68	38	261	67	10	366	2	0	18	2	20	17	573	590
21:00	2	43	0	3	45	6	0	0	0	6	14	73	15	0	102	0	0	2	0	2	3	155	158
21:15	0	28	1	0	29	7	1	0	0	8	6	49	12	0	67	0	0	3	0	3	0	107	107
21:30	7	31	0	1	38	8	0	1	0	9	10	46	20	1	76	0	0	3	0	3	2	126	128
21:45	12	30	0	0	42	4	3	2	0	9	6	45	8	2	59	0	1	7	0	8	2	118	120
Total	21	132	1	4	154	25	4	3	0	32	36	213	55	3	304	0	1	15	0	16	7	506	513
Grand Total	79	380	43	175	3922	703	35	54	39	792	479	3853	869	198	5201	29	25	350	28	404	440	10319	10759
Approch %	2.0	96.9	1.1			88.8	4.4	6.8			9.2	74.1	16.7			7.2	6.2	86.6					
Total %	0.8	36.8	0.4		38.0	6.8	0.3	0.5		7.7	4.6	37.3	8.4		50.4	0.3	0.2	3.4		3.9	4.1	95.9	

ANOKA COUNTY HIGHWAY DEPARTMENT

PC-WARRANTS TRAFFIC SIGNAL WARRANT ANALYSIS

Study Name : TMC0329
Study Date : 06/27/03
Page No. : 1

Signal Warrants - Summary

Major Street Approaches

Northbound: CSAH 7

Number of Lanes: 2
Approach Speed: 55
Total Approach Volume: 5,201

Southbound: CSAH 7

Number of Lanes: 2
Approach Speed: 55
Total Approach Volume: 3,922

Minor Street Approaches

Eastbound: 159th Ave.

Number of Lanes: 1

Total Approach Volume: 404

Westbound: C.R. 58

Number of Lanes: 2

Total Approach Volume: 792

Warrant Summary (Rural values apply.)

Warrant 1 - Eight Hour Vehicular Volumes	Not Satisfied
Warrant 1A - Minimum Vehicular Volume	Not Satisfied
Required volumes reached for 0 hours, 8 are needed	
Warrant 1B - Interruption of Continuous Traffic	Not Satisfied
Required volumes reached for 2 hours, 8 are needed	
Warrant 1 A&B - Combination of Warrants	Not Satisfied
Required volumes reached for 0 hours, 8 are needed	
Warrant 2 - Four Hour Volumes	Not Satisfied
Number of hours (0) volumes exceed minimum < minimum required (4).	
Warrant 3 - Peak Hour	Not Satisfied
Warrant 3A - Peak Hour Volumes	Not Satisfied
Volumes do not exceed minimums for any hour.	
Warrant 3B - Peak Hour Delay	Not Satisfied
Approach volumes on minor street don't exceed minimums for any hour. Delay data not evaluated.	
Warrant 4 - Pedestrian Volumes	Not Evaluated
Warrant 5 - School Crossing	Not Evaluated
Warrant 6 - Coordinated Signal System	Not Evaluated
Warrant 7 - Crash Experience	Not Evaluated
Warrant 8 - Roadway Network	Not Evaluated

ANOKA COUNTY HIGHWAY DEPARTMENT

PC-WARRANTS

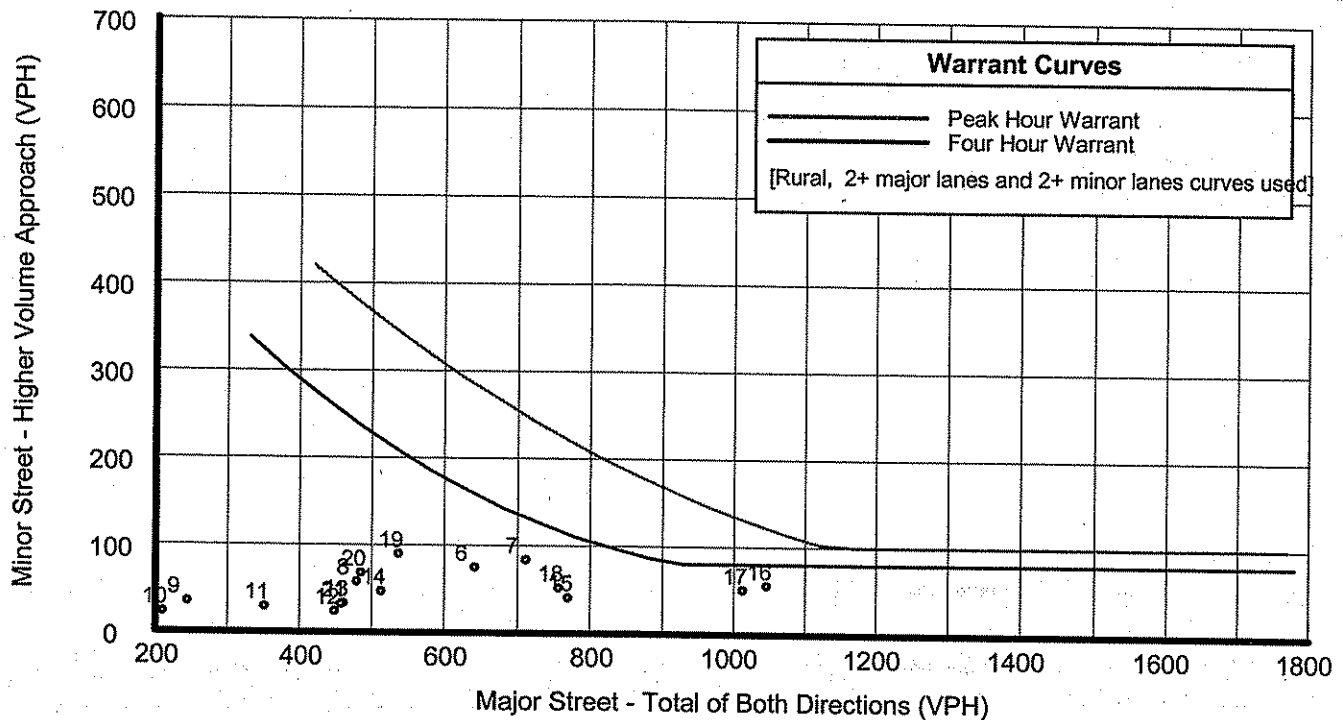
TRAFFIC SIGNAL WARRANT ANALYSIS

Study Name : TMC0329

Study Date : 06/27/03

Page No. : 2

Signal Warrants - Summary



Analysis of 8-Hour Volume Warrants:

Hour Begin	Major Total	Higher Minor Vol	Dir	War-1A			War-1B			War-1A&B		
				Major Crit	Minor Crit	Meets?	Major Crit	Minor Crit	Meets?	Major Crit	Minor Crit	Meets?
00:00	0	0	EB	420-No	140-No	---	630-No	70-No	---	504-No	112-No	---
01:00	0	0	EB	420-No	140-No	---	630-No	70-No	---	504-No	112-No	---
02:00	0	0	EB	420-No	140-No	---	630-No	70-No	---	504-No	112-No	---
03:00	0	0	EB	420-No	140-No	---	630-No	70-No	---	504-No	112-No	---
04:00	0	0	EB	420-No	140-No	---	630-No	70-No	---	504-No	112-No	---
05:00	0	0	EB	420-No	140-No	---	630-No	70-No	---	504-No	112-No	---
06:00	642	75	WB	420-Yes	140-No	Major	630-Yes	70-Yes	Both	504-Yes	112-No	Major
07:00	711	84	WB	420-Yes	140-No	Major	630-Yes	70-Yes	Both	504-Yes	112-No	Major
08:00	479	58	WB	420-Yes	140-No	Major	630-No	70-No	---	504-No	112-No	---
09:00	244	35	WB	420-No	140-No	---	630-No	70-No	---	504-No	112-No	---
10:00	210	23	WB	420-No	140-No	---	630-No	70-No	---	504-No	112-No	---
11:00	351	29	EB	420-No	105-No	---	630-No	52-No	---	504-No	84-No	---
12:00	449	24	WB	420-Yes	140-No	Major	630-No	70-No	---	504-No	112-No	---
13:00	461	33	EB	420-Yes	105-No	Major	630-No	52-No	---	504-No	84-No	---
14:00	513	47	WB	420-Yes	140-No	Major	630-No	70-No	---	504-Yes	112-No	Major
15:00	769	41	WB	420-Yes	140-No	Major	630-Yes	70-No	Major	504-Yes	112-No	Major
16:00	1,046	56	WB	420-Yes	140-No	Major	630-Yes	70-No	Major	504-Yes	112-No	Major
17:00	1,012	51	WB	420-Yes	140-No	Major	630-Yes	70-No	Major	504-Yes	112-No	Major
18:00	756	52	WB	420-Yes	140-No	Major	630-Yes	70-No	Major	504-Yes	112-No	Major
19:00	537	90	WB	420-Yes	140-No	Major	630-No	70-Yes	Minor	504-Yes	112-No	Major
20:00	485	68	WB	420-Yes	140-No	Major	630-No	70-No	---	504-No	112-No	---
21:00	458	32	WB	420-Yes	140-No	Major	630-No	70-No	---	504-No	112-No	---
22:00	0	0	EB	420-No	140-No	---	630-No	70-No	---	504-No	112-No	---
23:00	0	0	EB	420-No	140-No	---	630-No	70-No	---	504-No	112-No	---

ANOKA COUNTY HIGHWAY DEPARTMENT

PC-WARRANTS TRAFFIC SIGNAL WARRANT ANALYSIS

Study Name : TMC0329

Study Date : 06/27/03

Multi-Way Stop Warrant Report

Major Street Approaches

Northbound: CSAH 7

Total Approach Volume: 5,201
Approach Speed: 55

Southbound: CSAH 7

Total Approach Volume: 3,922
Approach Speed: 55

Minor Street Approaches

Eastbound: 159th Ave.

Total Approach Volume: 404

Westbound: C.R. 58

Total Approach Volume: 792

Warrant Summary

Criteria A - Interim Measure Not Evaluated

If traffic signals are justified, stop signs can be installed as an interim measure.

Criteria B - Crash Experience Not Evaluated

Number of crashes (0) is less than the minimum required (5).

Criteria C - Minimum Volumes and Delays Not Satisfied

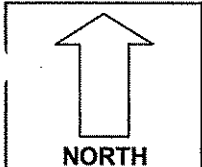
Delay data not evaluated
Required volumes reached for 0 hours, 8 are needed

Criteria D - 80% of Volumes, Delays, and Crashes Not Evaluated

Delay data not evaluated
Required volumes reached for 0 hours, 8 are needed

Analysis of 8-Hour Volume Warrants:

Time	Major Crit		Crit C			Crit D		
	Total	Minor Total	Major Crit	Minor Crit	Meets?	Major Crit	Minor Crit	Meets?
00:00 - 01:00	0	0	210-No	140-No	No	240-No	160-No	No
01:00 - 02:00	0	0	210-No	140-No	No	240-No	160-No	No
02:00 - 03:00	0	0	210-No	140-No	No	240-No	160-No	No
03:00 - 04:00	0	0	210-No	140-No	No	240-No	160-No	No
04:00 - 05:00	0	0	210-No	140-No	No	240-No	160-No	No
05:00 - 06:00	0	0	210-No	140-No	No	240-No	160-No	No
06:00 - 07:00	642	102	210-Yes	140-No	Major	240-Yes	160-No	Major
07:00 - 08:00	711	136	210-Yes	140-No	Major	240-Yes	160-No	Major
08:00 - 09:00	479	86	210-Yes	140-No	Major	240-Yes	160-No	Major
09:00 - 10:00	244	69	210-Yes	140-No	Major	240-Yes	160-No	Major
10:00 - 11:00	210	38	210-Yes	140-No	Major	240-No	160-No	No
11:00 - 12:00	351	56	210-Yes	140-No	Major	240-Yes	160-No	Major
12:00 - 13:00	449	46	210-Yes	140-No	Major	240-Yes	160-No	Major
13:00 - 14:00	461	62	210-Yes	140-No	Major	240-Yes	160-No	Major
14:00 - 15:00	513	67	210-Yes	140-No	Major	240-Yes	160-No	Major
15:00 - 16:00	769	51	210-Yes	140-No	Major	240-Yes	160-No	Major
16:00 - 17:00	1,046	71	210-Yes	140-No	Major	240-Yes	160-No	Major
17:00 - 18:00	1,012	79	210-Yes	140-No	Major	240-Yes	160-No	Major
18:00 - 19:00	756	79	210-Yes	140-No	Major	240-Yes	160-No	Major
19:00 - 20:00	537	118	210-Yes	140-No	Major	240-Yes	160-No	Major
20:00 - 21:00	485	88	210-Yes	140-No	Major	240-Yes	160-No	Major
21:00 - 22:00	458	48	210-Yes	140-No	Major	240-Yes	160-No	Major
22:00 - 23:00	0	0	210-No	140-No	No	240-No	160-No	No
23:00 - 00:00	0	0	210-No	140-No	No	240-No	160-No	No



COUNT LOCATION:

CSAH 7 (7th Ave.) @

DATE:

6/23/03

CR 58 (159th Ave.A)

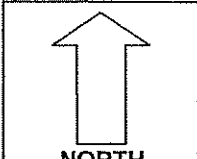
APP. #1 = 159th Ave.
APP. #2 = CSAH 7
APP. #3 = CR 58
APP. #4 = CSAH 7

APP. #2	APP. #3
APP. #1	APP. #4

- HEAVY VEHICLE- ANY VEHICLE HAVING MORE THAN FOUR TIRES TOUCHING THE PAVEMENT
- A. TRUCKS- A HEAVY VEHICLE INVOLVED PRIMARILY IN THE TRANSPORT OF GOODS OR IN THE DELIVERY OF A SERVICE.
 - B. RV- A HEAVY VEHICLE OPERATED BY A PRIVATE MOTORIST AND INVOLVED IN THE TRANSPORT OF RECREATIONAL EQUIPMENT OR FACILITIES.
 - C. BUSES- A HEAVY VEHICLE INVOLVED IN THE TRANSPORTATION OF GROUPS OF PEOPLE.

TIME	PEDESTRIANS					HEAVY VEHICLES			
	APP. #1	APP. #2	APP. #3	APP. #4	15 MIN TOT	TRUCKS	RV	BUS	
6:00-6:15AM						1	1		
6:15-6:30						7			
6:30-6:45						4		1	
6:45-7:00	1				1	7		1	
HOURLY TOTAL					1	HOURLY TOTAL		22	
7:00-7:15						3	1	1	
7:15-7:30						7		2	
7:30-7:45						6		2	
7:45-8:00						11	1	1	
HOURLY TOTAL						HOURLY TOTAL		35	
8:00-8:15						8		1	
8:15-8:30						8		3	
8:30-8:45						11		1	
8:45-9:00						5	2		
HOURLY TOTAL						HOURLY TOTAL		39	
9:00-9:15						7		1	
9:15-9:30						6			
9:30-9:45						4			
9:45-10:00						3			
HOURLY TOTAL						HOURLY TOTAL		21	
10:00-10:15						4			
10:15-10:30						1			
10:30-10:45						3	1		
10:45-11:00						3	1		
HOURLY TOTAL						HOURLY TOTAL		13	
11:00-11:15						7	1	1	
11:15-11:30						5		1	
11:30-11:45						9			
11:45-12:00						6			
HOURLY TOTAL						HOURLY TOTAL		30	
12:00-12:15						11		1	
12:15-12:30		1			1	7		1	
12:30-12:45	1				1	6			
12:45-1:00						7		1	
HOURLY TOTAL					2	HOURLY TOTAL		34	
1:00-1:15						11			
1:15-1:30						11	1	1	
1:30-1:45						8	1	1	
1:45-2:00						6	1		
HOURLY TOTAL						HOURLY TOTAL		41	
	TOTAL						TOTAL		

1
2
3
4
5
6
7
8
9
10
11
12
13
14
15
16
17
18
19
20
21
22
23
24
25
26
27
28
29
30
31
32



COUNT LOCATION:

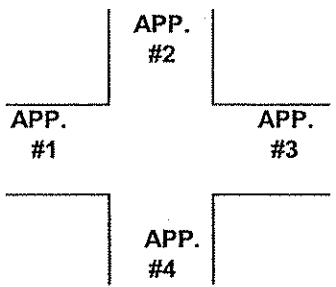
CSAH 7 (7th Ave.) @

DATE:

6/23/03

CR 58 (159th Ave.A)

APP. #1 = 159th Ave.
APP. #2 = CSAH 7
APP. #3 = CR 58
APP. #4 = CSAH 7



- HEAVY VEHICLE- ANY VEHICLE HAVING MORE THAN FOUR TIRES TOUCHING THE PAVEMENT
- A. TRUCKS- A HEAVY VEHICLE INVOLVED PRIMARILY IN THE TRANSPORT OF GOODS OR IN THE DELIVERY OF A SERVICE.
 - B. RV- A HEAVY VEHICLE OPERATED BY A PRIVATE MOTORIST AND INVOLVED IN THE TRANSPORT OF RECREATIONAL EQUIPMENT OR FACILITIES.
 - C. BUSES- A HEAVY VEHICLE INVOLVED IN THE TRANSPORTATION OF GROUPS OF PEOPLE.

TIME	PEDESTRIANS					HEAVY VEHICLES		
	APP. #1	APP. #2	APP. #3	APP. #4	15 MIN TOT	TRUCKS	RV	BUS
2:00-2:15PM						4		
2:15-2:30						14	1	
2:30-2:45						9	1	
2:45-3:00						5		
HOURLY TOTAL						HOURLY TOTAL		34
3:00-3:15						5		
3:15-3:30						9		
3:30-3:45						8		
3:45-4:00				1	1	5	1	
HOURLY TOTAL					1	HOURLY TOTAL		28
4:00-4:15						9		
4:15-4:30						8		
4:30-4:45						11		
4:45-5:00						9	1	
HOURLY TOTAL						HOURLY TOTAL		38
5:00-5:15						15		
5:15-5:30						6	2	
5:30-5:45						9		
5:45-6:00						6	3	
HOURLY TOTAL						HOURLY TOTAL		41
6:00-6:15						9	3	
6:15-6:30						5	2	
6:30-6:45				4	4	5	2	
6:45-7:00						2	2	
HOURLY TOTAL					4	HOURLY TOTAL		30
7:00-7:15						2		
7:15-7:30						3	2	
7:30-7:45						4		
7:45-8:00						3		
HOURLY TOTAL						HOURLY TOTAL		14
8:00-8:15		4			4	4	1	
8:15-8:30						3		
8:30-8:45						6		
8:45-9:00						3		
HOURLY TOTAL					4	HOURLY TOTAL		17
9:00-9:15						2		
9:15-9:30								
9:30-9:45						2	1	
9:45-10:00						2		
HOURLY TOTAL						HOURLY TOTAL		7
					TOTAL		TOTAL	

1
2
3
4
5
6
7
8
9
10
11
12
13
14
15
16
17
18
19
20
21
22
23
24
25
26
27
28
29
30
31
32