


Date : 7/14/03

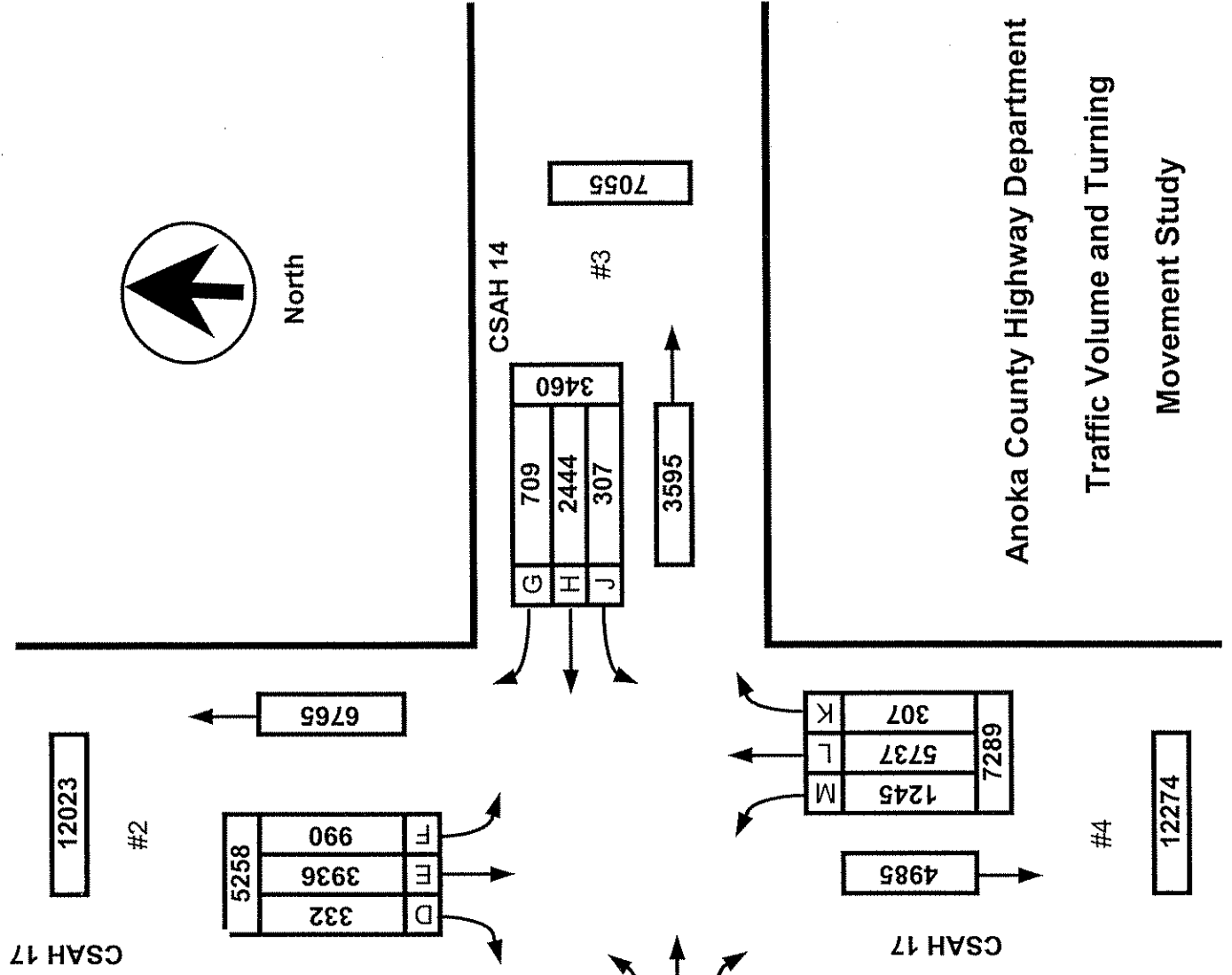
Count Number : TMC0333

Location : CSAH 17 (Lexington Ave.) @

CSAH 14 (Main St.)



North



12023

#2

5258	D	332
3936	M	3936
990	L	990

6765

CSAH 14

7055

#3

709	G	3460
2444	H	
307	J	

3595

307	K	7289
5737	L	
1245	M	

4985

#4

12274

CSAH 17

7380

#1

3359	C	319
2298	B	2298
742	A	742

CSAH 14

	LANES OF APPROACH			TOTAL
	RIGHT TURN LANE	LEFT TURN LANE	THRU LANES	
#1	1	1	2	4
#2	1	1	1	3
#3	1	1	2	4
#4	1	1	1	3

Anoka County Highway Department
 Traffic Volume and Turning
 Movement Study

Anoka County Highway Department
Traffic Engineering

Weather: Cloudy & Wet
Counter TDC-8
Counted by: Krystal/Shari

Traffic Volume and Turning Movement Stud

File Name : TMC0333
Site Code : 03330101
Start Date : 07/14/2003
Page No : 1

Groups Printed- Unshifted

Start Time	CSAH 17 Southbound					CSAH 14 Westbound					CSAH 17 Northbound					CSAH 14 Eastbound					Exclu Total	Inclu. Total	Int. Total
	Left	Thru	Rght	Heavy	App. Total	Left	Thru	Rght	Heavy	App. Total	Left	Thru	Rght	Heavy	App. Total	Left	Thru	Rght	Heavy	App. Total			
Factor	1.0	1.0	1.0	1.0		1.0	1.0	1.0	1.0		1.0	1.0	1.0	1.0		1.0	1.0	1.0	1.0				
06:00	10	55	11	5	76	2	9	5	0	16	1	2	1	1	4	1	14	2	0	17	6	113	119
06:15	29	235	18	11	282	5	40	10	3	55	1	8	0	1	9	1	48	2	2	51	17	397	414
06:30	38	114	5	5	157	6	26	6	8	38	7	8	2	1	17	1	46	15	10	62	24	274	298
06:45	40	129	6	4	175	7	29	6	4	42	5	17	2	2	24	1	63	35	7	99	17	340	357
Total	117	533	40	25	690	20	104	27	15	151	14	35	5	5	54	4	171	54	19	229	64	1124	1188
07:00	40	165	13	7	218	5	35	13	4	53	6	22	2	4	30	3	64	27	13	94	28	395	423
07:15	46	172	11	8	229	7	40	11	6	58	10	15	6	3	31	2	66	24	4	92	21	410	431
07:30	46	130	11	12	187	0	44	6	11	50	4	15	3	7	22	0	42	13	5	55	35	314	349
07:45	40	108	7	18	155	8	52	8	11	68	8	14	0	3	22	1	59	12	1	72	33	317	350
Total	172	575	42	45	789	20	171	38	32	229	28	66	11	17	105	6	231	76	23	313	117	1436	1553
08:00	40	154	9	11	203	7	36	5	4	48	3	19	3	2	25	1	65	27	7	93	24	369	393
08:15	34	147	6	6	187	4	44	8	5	56	1	30	2	6	33	3	100	14	20	117	37	393	430
08:30	25	98	9	8	132	5	34	14	6	53	6	30	0	6	36	4	49	18	12	71	32	292	324
08:45	26	93	7	9	126	9	26	5	7	40	7	34	5	4	46	0	34	33	6	67	26	279	305
Total	125	492	31	34	648	25	140	32	22	197	17	113	10	18	140	8	248	92	45	348	119	1333	1452
09:00	5	54	4	7	63	8	25	2	3	35	5	19	4	7	28	1	29	8	4	38	21	164	185
09:15	1	43	2	4	46	4	23	3	2	30	6	17	2	8	25	1	23	7	7	31	21	132	153
09:30	0	20	1	4	21	7	24	1	8	32	3	8	2	2	13	1	35	14	10	50	24	116	140
09:45	17	54	10	4	81	9	31	4	8	44	8	22	7	4	37	8	44	20	15	72	31	234	265
Total	23	171	17	19	211	28	103	10	21	141	22	66	15	21	103	11	131	49	36	191	97	646	743
10:00	7	22	6	4	35	1	11	3	2	15	5	16	1	7	22	2	19	3	2	24	15	96	111
10:15	8	22	2	3	32	5	25	7	3	37	11	14	2	7	27	4	26	13	4	43	17	139	156
10:30	11	58	5	6	74	4	29	8	5	41	14	39	6	6	59	9	34	7	4	50	21	224	245
10:45	22	62	5	5	89	9	30	9	6	48	13	31	8	6	52	5	34	26	3	65	20	254	274
Total	48	164	18	18	230	19	95	27	16	141	43	100	17	26	160	20	113	49	13	182	73	713	786
11:00	10	32	3	5	45	2	14	7	7	23	5	13	5	3	23	6	16	7	3	29	18	120	138
11:15	9	27	4	5	40	9	31	10	5	50	9	28	8	9	45	7	38	11	4	56	23	191	214
11:30	11	50	4	4	65	15	50	12	9	77	7	34	2	2	43	5	38	16	9	59	24	244	268
11:45	5	35	4	6	44	6	55	21	12	82	11	51	6	5	68	6	49	14	9	69	32	263	295
Total	35	144	15	20	194	32	150	50	33	232	32	126	21	19	179	24	141	48	25	213	97	818	915
12:00	11	21	5	6	37	7	39	4	9	50	8	18	2	4	28	5	27	12	2	44	21	159	180
12:15	14	22	5	5	41	1	34	15	10	50	20	51	2	8	73	6	44	10	7	60	30	224	254
12:30	9	33	3	2	45	5	39	17	13	61	14	42	5	8	61	6	25	16	4	47	27	214	241
12:45	11	40	8	2	59	10	51	20	10	81	12	61	6	4	79	7	35	20	8	62	24	281	305
Total	45	116	21	15	182	23	163	56	42	242	54	172	15	24	241	24	131	58	21	213	102	878	980
13:00	3	40	4	2	47	6	34	7	12	47	7	53	13	5	73	6	28	16	2	50	21	217	238
13:15	4	20	1	2	25	3	48	11	7	62	10	41	5	6	56	1	26	10	3	37	18	180	198
13:30	5	27	4	4	36	1	28	11	8	40	4	30	5	3	39	1	26	9	5	36	20	151	171
13:45	7	32	3	4	42	1	32	11	8	44	11	37	5	7	53	6	27	10	4	43	23	182	205
Total	19	119	12	12	150	11	142	40	35	193	32	161	28	21	221	14	107	45	14	166	82	730	812
14:00	5	16	3	0	24	13	104	36	10	153	9	9	7	2	25	1	15	4	1	20	13	222	235
14:15	11	25	4	2	40	3	36	6	5	45	14	55	8	2	77	7	21	3	5	31	14	193	207
14:30	10	40	5	1	55	0	33	6	7	39	12	100	5	3	117	1	27	16	6	44	17	255	272
14:45	17	65	2	6	84	3	26	13	7	42	17	105	2	2	124	2	21	7	4	30	19	280	299
Total	43	146	14	9	203	19	199	61	29	279	52	269	22	9	343	11	84	30	16	125	63	950	1013
15:00	13	40	7	8	60	6	41	12	7	59	14	144	0	1	158	2	14	3	7	19	23	296	319
15:15	9	34	2	1	45	1	26	9	5	36	18	199	4	9	221	2	18	5	4	25	19	327	346
15:30	41	140	13	7	194	8	33	18	14	59	19	281	5	4	305	4	30	7	2	41	27	599	626
15:45	16	39	7	4	62	3	30	8	6	41	56	286	13	5	355	10	40	6	9	56	24	514	538
Total	79	253	29	20	361	18	130	47	32	195	107	910	22	19	1039	18	102	21	22	141	93	1736	1829
16:00	6	95	4	0	105	2	32	12	3	46	74	375	9	2	458	0	16	1	2	17	7	626	633
16:15	20	47	0	2	67	2	54	20	9	76	54	380	7	7	441	4	50	5	7	59	25	643	668
16:30	9	46	6	0	61	1	35	4	1	40	66	230	5	3	301	6	30	13	5	49	9	451	460
16:45	48	256	6	4	310	8	41	7	3	56	108	573	9	7	690	7	25	6	4	38	18	1094	1112
Total	83	444	16	6	543	13	162	43	16	218	302	1558	30	19	1890	17	121	25	18	163	59	2814	2873

Anoka County Highway Department

Traffic Engineering

Traffic Volume and Turning Movement Stud

Weather: Cloudy & Wet

Counter TDC-8

Counted by: Krystal/Shari

File Name : TMC0333

Site Code : 03330101

Start Date : 07/14/2003

Page No : 2

Groups Printed- Unshifted

Start Time	CSAH 17 Southbound					CSAH 14 Westbound					CSAH 17 Northbound					CSAH 14 Eastbound					Exclu. Total	Inclu. Total	Int. Total
	Left	Thru	Rig ht	Hea vy	App. Total	Left	Thru	Rig ht	Hea vy	App. Total	Left	Thru	Rig ht	Hea vy	App. Total	Left	Thru	Rig ht	Hea vy	App. Total			
Factor	1.0	1.0	1.0	1.0		1.0	1.0	1.0	1.0		1.0	1.0	1.0	1.0		1.0	1.0	1.0	1.0				
17:00	4	2	1	0	7	3	65	16	5	84	4	19	0	1	23	4	30	4	7	38	13	152	165
17:15	10	37	6	1	53	6	66	23	2	95	30	174	7	10	211	8	51	5	6	64	19	423	442
17:30	20	156	5	3	181	6	93	74	7	173	84	400	19	7	503	15	103	17	9	135	26	992	1018
17:45	18	118	12	2	148	10	123	43	8	176	99	433	15	5	547	15	92	36	7	143	22	1014	1036
Total	52	313	24	6	389	25	347	156	22	528	217	1026	41	23	1284	42	276	62	29	380	80	2581	2661
18:00	13	43	5	0	61	1	58	10	1	69	24	118	7	3	149	12	51	6	7	69	11	348	359
18:15	10	40	6	1	56	7	64	12	5	83	22	82	9	4	113	11	37	14	6	62	16	314	330
18:30	21	49	11	1	81	8	63	18	5	89	34	176	8	1	218	18	53	15	5	86	12	474	486
18:45	17	62	7	0	86	4	48	10	3	62	32	106	5	4	143	13	46	8	3	67	10	358	368
Total	61	194	29	2	284	20	233	50	14	303	112	482	29	12	623	54	187	43	21	284	49	1494	1543
19:00	7	10	4	0	21	7	24	1	4	32	9	31	5	0	45	5	13	3	2	21	6	119	125
19:15	5	21	2	1	28	3	20	8	0	31	19	42	3	5	64	5	27	15	4	47	10	170	180
19:30	8	41	4	3	53	1	43	15	2	59	18	79	2	3	99	7	42	7	3	56	11	267	278
19:45	16	30	0	0	46	3	23	10	2	36	27	94	5	3	126	6	32	15	1	53	6	261	267
Total	36	102	10	4	148	14	110	34	8	158	73	246	15	11	334	23	114	40	10	177	33	817	850
20:00	3	29	0	1	32	1	22	0	3	23	8	31	4	3	43	1	13	3	1	17	8	115	123
20:15	4	20	0	0	24	2	26	4	1	32	24	43	2	2	69	6	12	6	1	24	4	149	153
20:30	6	31	4	1	41	2	23	7	0	32	23	62	3	2	88	7	22	11	1	40	4	201	205
20:45	11	19	2	1	32	3	29	16	2	48	22	63	2	0	87	11	23	6	2	40	5	207	212
Total	24	99	6	3	129	8	100	27	6	135	77	199	11	7	287	25	70	26	5	121	21	672	693
21:00	11	27	3	0	41	4	36	5	2	45	10	73	7	1	90	6	28	10	1	44	4	220	224
21:15	7	7	1	1	15	6	26	3	2	35	23	66	1	1	90	7	15	6	0	28	4	168	172
21:30	5	17	2	0	24	0	21	2	2	23	15	41	3	0	59	2	17	4	2	23	4	129	133
21:45	5	20	2	1	27	2	12	1	1	15	15	28	4	2	47	3	11	4	2	18	6	107	113
Total	28	71	8	2	107	12	95	11	7	118	63	208	15	4	286	18	71	24	5	113	18	624	642
Grand Total	990	3936	332	240	5258	307	2444	709	350	3460	1245	5737	307	255	7289	319	2298	742	322	3359	1167	19366	20533
Apprch %	18.8	74.9	6.3			8.9	70.6	20.5			17.1	78.7	4.2			9.5	68.4	22.1					
Total %	5.1	20.3	1.7		27.2	1.6	12.6	3.7		17.9	6.4	29.6	1.6		37.6	1.6	11.9	3.8		17.3	5.7	94.3	

ANOKA COUNTY HIGHWAY DEPARTMENT
PC-WARRANTS
TRAFFIC SIGNAL WARRANT ANALYSIS

Study Name : TMC0333
 Study Date : 07/17/03
 Page No. : 1

Signal Warrants - Summary

Major Street Approaches

Northbound: CSAH 17
 Number of Lanes: 2
 Approach Speed: 55
 Total Approach Volume: 7,289

Southbound: CSAH 17
 Number of Lanes: 2
 Approach Speed: 55
 Total Approach Volume: 5,258

Minor Street Approaches

Eastbound: CSAH 14
 Number of Lanes: 2
 Total Approach Volume: 3,359

Westbound: CSAH 14
 Number of Lanes: 2
 Total Approach Volume: 3,460

Warrant Summary (Rural values apply.)

Warrant 1 - Eight Hour Vehicular Volumes	Satisfied
Warrant 1A - Minimum Vehicular Volume	Satisfied
Required volumes reached for 10 hours, 8 are needed	
Warrant 1B - Interruption of Continuous Traffic	Not Satisfied
Required volumes reached for 7 hours, 8 are needed	
Warrant 1 A&B - Combination of Warrants	Satisfied
Required volumes reached for 8 hours, 8 are needed	
Warrant 2 - Four Hour Volumes	Satisfied
Number of hours (8) volumes exceed minimum >= minimum required (4).	
Warrant 3 - Peak Hour	Satisfied
Warrant 3A - Peak Hour Volumes	Satisfied
Volumes exceed minimums for at least one hour.	
Warrant 3B - Peak Hour Delay	Satisfied
Number of hours (42) volumes exceed minimum >= required (1). Delay data not evaluated.	
Warrant 4 - Pedestrian Volumes	Not Evaluated
Warrant 5 - School Crossing	Not Evaluated
Warrant 6 - Coordinated Signal System	Not Evaluated
Warrant 7 - Crash Experience	Not Evaluated
Warrant 8 - Roadway Network	Not Evaluated

ANOKA COUNTY HIGHWAY DEPARTMENT

PC-WARRANTS

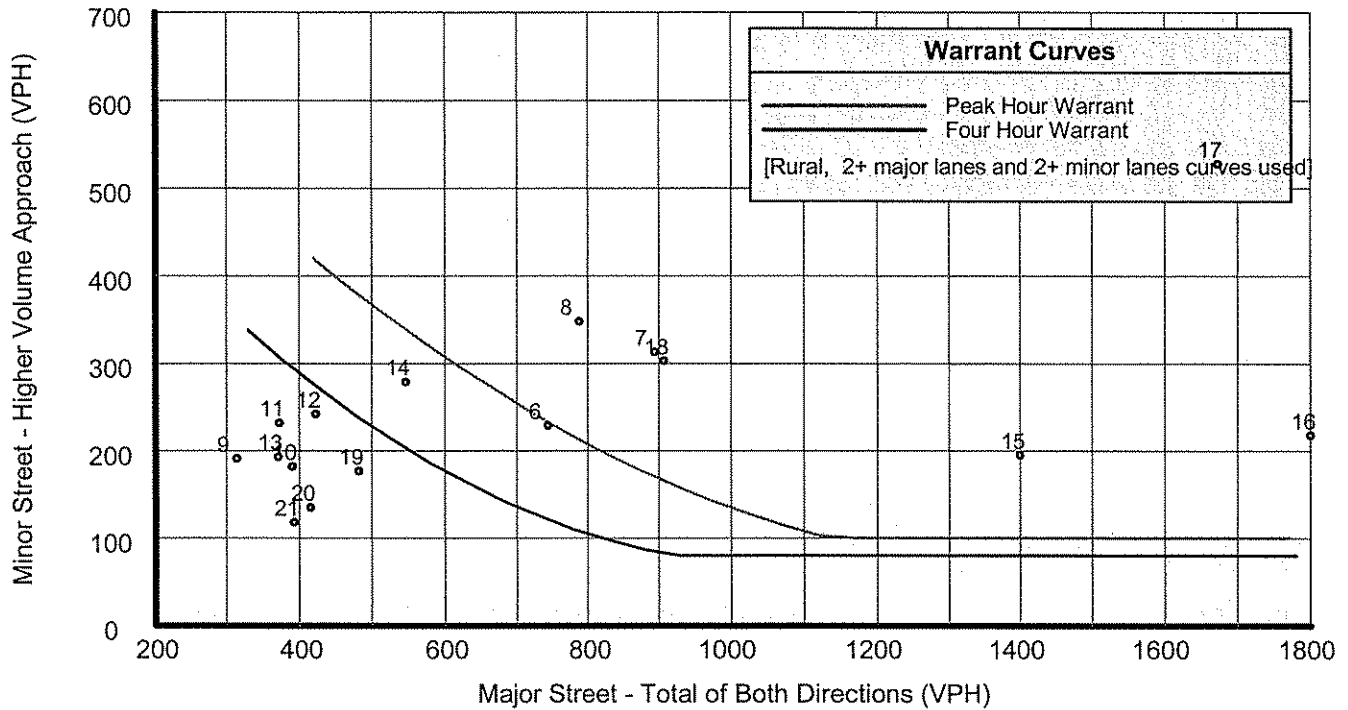
TRAFFIC SIGNAL WARRANT ANALYSIS

Study Name : TMC0333

Study Date : 07/17/03

Page No. : 2

Signal Warrants - Summary



Analysis of 8-Hour Volume Warrants:

Hour Begin	Major Total	Higher Minor		War-1A			War-1B			War-1A&B		
		Vol	Dir	Major Crit	Minor Crit	Meets?	Major Crit	Minor Crit	Meets?	Major Crit	Minor Crit	Meets?
00:00	0	0	EB	420-No	140-No	---	630-No	70-No	---	504-No	112-No	---
01:00	0	0	EB	420-No	140-No	---	630-No	70-No	---	504-No	112-No	---
02:00	0	0	EB	420-No	140-No	---	630-No	70-No	---	504-No	112-No	---
03:00	0	0	EB	420-No	140-No	---	630-No	70-No	---	504-No	112-No	---
04:00	0	0	EB	420-No	140-No	---	630-No	70-No	---	504-No	112-No	---
05:00	0	0	EB	420-No	140-No	---	630-No	70-No	---	504-No	112-No	---
06:00	744	229	EB	420-Yes	140-Yes	Both	630-Yes	70-Yes	Both	504-Yes	112-Yes	Both
07:00	894	313	EB	420-Yes	140-Yes	Both	630-Yes	70-Yes	Both	504-Yes	112-Yes	Both
08:00	788	348	EB	420-Yes	140-Yes	Both	630-Yes	70-Yes	Both	504-Yes	112-Yes	Both
09:00	314	191	EB	420-No	140-Yes	Minor	630-No	70-Yes	Minor	504-No	112-Yes	Minor
10:00	390	182	EB	420-No	140-Yes	Minor	630-No	70-Yes	Minor	504-No	112-Yes	Minor
11:00	373	232	WB	420-No	140-Yes	Minor	630-No	70-Yes	Minor	504-No	112-Yes	Minor
12:00	423	242	WB	420-Yes	140-Yes	Both	630-No	70-Yes	Minor	504-No	112-Yes	Minor
13:00	371	193	WB	420-No	140-Yes	Minor	630-No	70-Yes	Minor	504-No	112-Yes	Minor
14:00	546	279	WB	420-Yes	140-Yes	Both	630-No	70-Yes	Minor	504-Yes	112-Yes	Both
15:00	1,400	195	WB	420-Yes	140-Yes	Both	630-Yes	70-Yes	Both	504-Yes	112-Yes	Both
16:00	2,433	218	WB	420-Yes	140-Yes	Both	630-Yes	70-Yes	Both	504-Yes	112-Yes	Both
17:00	1,673	528	WB	420-Yes	140-Yes	Both	630-Yes	70-Yes	Both	504-Yes	112-Yes	Both
18:00	907	303	WB	420-Yes	140-Yes	Both	630-Yes	70-Yes	Both	504-Yes	112-Yes	Both
19:00	482	177	EB	420-Yes	140-Yes	Both	630-No	70-Yes	Minor	504-No	112-Yes	Minor
20:00	416	135	WB	420-No	140-No	---	630-No	70-Yes	Minor	504-No	112-Yes	Minor
21:00	393	118	WB	420-No	140-No	---	630-No	70-Yes	Minor	504-No	112-Yes	Minor
22:00	0	0	EB	420-No	140-No	---	630-No	70-No	---	504-No	112-No	---
23:00	0	0	EB	420-No	140-No	---	630-No	70-No	---	504-No	112-No	---

ANOKA COUNTY HIGHWAY DEPARTMENT

PC-WARRANTS

TRAFFIC SIGNAL WARRANT ANALYSIS

Study Name : TMC0333

Study Date : 07/17/03

Multi-Way Stop Warrant Report

Major Street Approaches

Northbound: CSAH 17

Total Approach Volume: 7,289
Approach Speed: 55

Southbound: CSAH 17

Total Approach Volume: 5,258
Approach Speed: 55

Minor Street Approaches

Eastbound: CSAH 14

Total Approach Volume: 3,359

Westbound: CSAH 14

Total Approach Volume: 3,460

Warrant Summary

Criteria A - Interim Measure Not Evaluated

If traffic signals are justified, stop signs can be installed as an interim measure.

Criteria B - Crash Experience Not Evaluated

Number of crashes (0) is less than the minimum required (5).

Criteria C - Minimum Volumes and Delays Satisfied

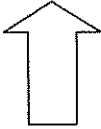
Delay data not evaluated
Required volumes reached for 16 hours, 8 are needed

Criteria D - 80% of Volumes, Delays, and Crashes Not Evaluated

Delay data not evaluated
Required volumes reached for 16 hours, 8 are needed

Analysis of 8-Hour Volume Warrants:

Time	Major Crit		Crit C			Crit D		
	Total	Minor Total	Major Crit	Minor Crit	Meets?	Major Crit	Minor Crit	Meets?
00:00 - 01:00	0	0	210-No	140-No	No	240-No	160-No	No
01:00 - 02:00	0	0	210-No	140-No	No	240-No	160-No	No
02:00 - 03:00	0	0	210-No	140-No	No	240-No	160-No	No
03:00 - 04:00	0	0	210-No	140-No	No	240-No	160-No	No
04:00 - 05:00	0	0	210-No	140-No	No	240-No	160-No	No
05:00 - 06:00	0	0	210-No	140-No	No	240-No	160-No	No
06:00 - 07:00	744	380	210-Yes	140-Yes	Both	240-Yes	160-Yes	Both
07:00 - 08:00	894	542	210-Yes	140-Yes	Both	240-Yes	160-Yes	Both
08:00 - 09:00	788	545	210-Yes	140-Yes	Both	240-Yes	160-Yes	Both
09:00 - 10:00	314	332	210-Yes	140-Yes	Both	240-Yes	160-Yes	Both
10:00 - 11:00	390	323	210-Yes	140-Yes	Both	240-Yes	160-Yes	Both
11:00 - 12:00	373	445	210-Yes	140-Yes	Both	240-Yes	160-Yes	Both
12:00 - 13:00	423	455	210-Yes	140-Yes	Both	240-Yes	160-Yes	Both
13:00 - 14:00	371	359	210-Yes	140-Yes	Both	240-Yes	160-Yes	Both
14:00 - 15:00	546	404	210-Yes	140-Yes	Both	240-Yes	160-Yes	Both
15:00 - 16:00	1,400	336	210-Yes	140-Yes	Both	240-Yes	160-Yes	Both
16:00 - 17:00	2,433	381	210-Yes	140-Yes	Both	240-Yes	160-Yes	Both
17:00 - 18:00	1,673	908	210-Yes	140-Yes	Both	240-Yes	160-Yes	Both
18:00 - 19:00	907	587	210-Yes	140-Yes	Both	240-Yes	160-Yes	Both
19:00 - 20:00	482	335	210-Yes	140-Yes	Both	240-Yes	160-Yes	Both
20:00 - 21:00	416	256	210-Yes	140-Yes	Both	240-Yes	160-Yes	Both
21:00 - 22:00	393	231	210-Yes	140-Yes	Both	240-Yes	160-Yes	Both
22:00 - 23:00	0	0	210-No	140-No	No	240-No	160-No	No
23:00 - 00:00	0	0	210-No	140-No	No	240-No	160-No	No



NORTH

COUNT LOCATION:

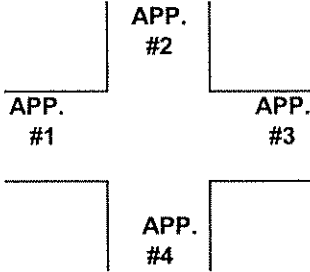
CSAH 17 (Lexington Ave.) @

DATE:

7/14/03

CSAH 14 (Main St.)

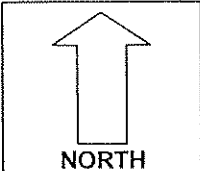
APP. #1 = CSAH 14
APP. #2 = CSAH 17
APP. #3 = CSAH 14
APP. #4 = CSAH 17



- HEAVY VEHICLE- ANY VEHICLE HAVING MORE THAN FOUR TIRES TOUCHING THE PAVEMENT
- A. TRUCKS- A HEAVY VEHICLE INVOLVED PRIMARILY IN THE TRANSPORT OF GOODS OR IN THE DELIVERY OF A SERVICE.
 - B. RV- A HEAVY VEHICLE OPERATED BY A PRIVATE MOTORIST AND INVOLVED IN THE TRANSPORT OF RECREATIONAL EQUIPMENT OR FACILITIES.
 - C. BUSES- A HEAVY VEHICLE INVOLVED IN THE TRANSPORTATION OF GROUPS OF PEOPLE.

TIME	PEDESTRIANS					HEAVY VEHICLES		
	APP. #1	APP. #2	APP. #3	APP. #4	15 MIN TOT	TRUCKS	RV	BUS
6:00-6:15AM						5		
6:15-6:30						15		
6:30-6:45						25		
6:45-7:00						18		1
HOURLY TOTAL						HOURLY TOTAL		64
7:00-7:15						29		
7:15-7:30						22	1	
7:30-7:45						30	2	2
7:45-8:00						30		
HOURLY TOTAL						HOURLY TOTAL		116
8:00-8:15						28	2	
8:15-8:30						30	1	
8:30-8:45						33	1	1
8:45-9:00						23		
HOURLY TOTAL						HOURLY TOTAL		119
9:00-9:15						23	2	
9:15-9:30						27	2	
9:30-9:45						21	1	
9:45-10:00						20	1	1
HOURLY TOTAL						HOURLY TOTAL		98
10:00-10:15						15	1	
10:15-10:30						10	2	3
10:30-10:45						20		
10:45-11:00						20	3	
HOURLY TOTAL						HOURLY TOTAL		74
11:00-11:15						15		
11:15-11:30						24	1	3
11:30-11:45						20	2	
11:45-12:00						30	1	
HOURLY TOTAL						HOURLY TOTAL		96
12:00-12:15						23	2	1
12:15-12:30						30	1	
12:30-12:45						26		
12:45-1:00						18		
HOURLY TOTAL						HOURLY TOTAL		101
1:00-1:15						26		1
1:15-1:30						11		
1:30-1:45						19	2	
1:45-2:00						21	2	
HOURLY TOTAL						HOURLY TOTAL		82
					TOTAL		TOTAL	

1
2
3
4
5
6
7
8
9
10
11
12
13
14
15
16
17
18
19
20
21
22
23
24
25
26
27
28
29
30
31
32



COUNT LOCATION:

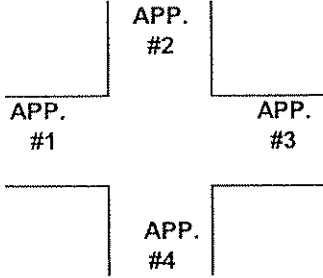
CSAH 17 (Lexington Ave.) @

DATE:

7/14/03

CSAH 14 (Main St.)

APP. #1 = CSAH 14
APP. #2 = CSAH 17
APP. #3 = CSAH 14
APP. #4 = CSAH 17



HEAVY VEHICLE- ANY VEHICLE HAVING MORE THAN FOUR TIRES TOUCHING THE PAVEMENT

A. TRUCKS- A HEAVY VEHICLE INVOLVED PRIMARILY IN THE TRANSPORT OF GOODS OR IN THE DELIVERY OF A SERVICE.

B. RV- A HEAVY VEHICLE OPERATED BY A PRIVATE MOTORIST AND INVOLVED IN THE TRANSPORT OF RECREATIONAL EQUIPMENT OR FACILITIES.

C. BUSES- A HEAVY VEHICLE INVOLVED IN THE TRANSPORTATION OF GROUPS OF PEOPLE.

TIME	PEDESTRIANS					HEAVY VEHICLES		
	APP. #1	APP. #2	APP. #3	APP. #4	15 MIN TOT	TRUCKS	RV	BUS
2:00-2:15PM						10	1	1
2:15-2:30						13	1	
2:30-2:45						15	2	
2:45-3:00	2				2	16	2	
HOURLY TOTAL					2	HOURLY TOTAL		61
3:00-3:15						21	2	
3:15-3:30						20	1	
3:30-3:45						23	1	
3:45-4:00						21	2	
HOURLY TOTAL						HOURLY TOTAL		91
4:00-4:15						7		
4:15-4:30						24	1	
4:30-4:45						9		
4:45-5:00						16	1	
HOURLY TOTAL						HOURLY TOTAL		58
5:00-5:15						17	1	
5:15-5:30						18	1	
5:30-5:45						20	1	
5:45-6:00						19	2	
HOURLY TOTAL						HOURLY TOTAL		79
6:00-6:15						9	3	
6:15-6:30						16	1	
6:30-6:45						10	1	
6:45-7:00						9	1	1
HOURLY TOTAL						HOURLY TOTAL		51
7:00-7:15						5		
7:15-7:30						9	2	
7:30-7:45						7	3	
7:45-8:00						6		
HOURLY TOTAL						HOURLY TOTAL		32
8:00-8:15						4	4	
8:15-8:30						3	2	
8:30-8:45						4		
8:45-9:00						2	1	
HOURLY TOTAL						HOURLY TOTAL		20
9:00-9:15						5		
9:15-9:30						4	1	
9:30-9:45						2		
9:45-10:00						5	1	
HOURLY TOTAL						HOURLY TOTAL		18
					TOTAL		TOTAL	

1
2
3
4
5
6
7
8
9
10
11
12
13
14
15
16
17
18
19
20
21
22
23
24
25
26
27
28
29
30
31
32