


Date : 7/22/03

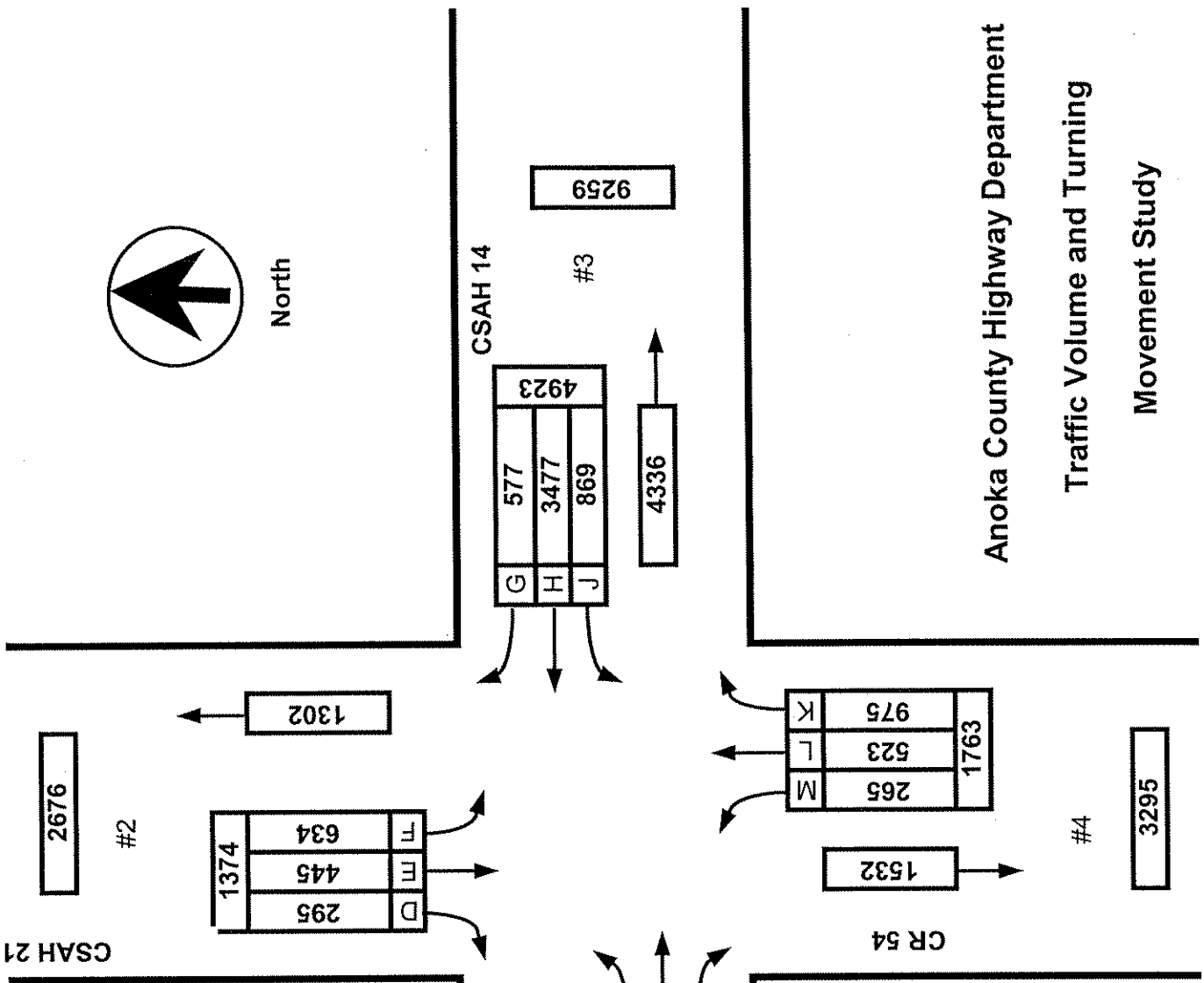
Count Number : TMC0335

Location : CSAH 14 (Main St.) @

CSAH 21/CR 54



North



	LANES OF APPROACH			TOTAL
	RIGHT TURN LANE	LEFT TURN LANE	THRU LANES	
#1	1	0	1	2
#2	0	0	1	1
#3	1	0	1	2
#4	0	0	1	1

Anoka County Highway Department
 Traffic Volume and Turning
 Movement Study

Anoka County Highway Department
Traffic Engineering

Weather: Cloudy & Warm
Counter TDC-8
Created by: Krystal/Shari

Traffic Volume and Turning Movement Stud

File Name : TMC0335
Site Code : 03350201
Start Date : 07/22/2003
Page No : 1

Groups Printed- 1 - Unshifted

Start Time	CSAH 54 Southbound					CSAH 14 Westbound					CSAH 21 Northbound					CSAH 14 Eastbound					Exclu. Total	Inclu. Total	Int. Total
	Left	Thru	Right	Heavy	App. Total	Left	Thru	Right	Heavy	App. Total	Left	Thru	Right	Heavy	App. Total	Left	Thru	Right	Heavy	App. Total			
Factor	1.0	1.0	1.0	1.0		1.0	1.0	1.0	1.0		1.0	1.0	1.0	1.0		1.0	1.0	1.0	1.0				
06:00	3	14	0	2	17	3	73	8	9	84	1	21	3	8	25	2	56	4	11	62	30	188	218
06:15	15	9	6	1	30	17	40	4	3	61	1	3	8	1	12	1	78	4	3	83	8	186	194
06:30	20	14	6	1	40	21	45	5	8	71	0	0	18	3	18	3	80	4	2	87	14	216	230
06:45	23	13	7	3	43	34	29	7	6	70	1	3	22	1	26	3	80	4	6	87	16	226	242
Total	61	50	19	7	130	75	187	24	26	286	3	27	51	13	81	9	294	16	22	319	68	816	884
07:00	25	19	7	4	51	29	31	10	5	70	2	3	24	2	29	3	127	6	10	136	21	286	307
07:15	39	8	5	0	52	28	42	5	4	75	0	2	29	1	31	3	100	10	6	113	11	271	282
07:30	17	14	4	2	35	13	23	5	8	41	3	2	15	4	20	3	76	7	11	86	25	182	207
07:45	14	14	1	2	29	20	34	3	4	57	0	1	12	0	13	0	81	6	4	87	10	186	196
Total	95	55	17	8	167	90	130	23	21	243	5	8	80	7	93	9	384	29	31	422	67	925	992
08:00	18	12	6	4	36	14	39	4	11	57	3	9	18	4	30	2	79	1	7	82	26	205	231
08:15	11	13	4	7	28	8	29	7	6	44	7	3	15	4	25	2	64	8	9	74	26	171	197
08:30	15	5	4	2	24	9	25	2	8	36	1	8	3	3	12	3	52	3	4	58	17	130	147
08:45	11	4	2	1	17	13	25	2	6	40	2	2	7	1	11	4	33	4	8	41	16	109	125
Total	55	34	16	14	105	44	118	15	31	177	13	22	43	12	78	11	228	16	28	255	85	615	700
09:00	9	5	4	3	18	11	13	1	10	25	2	1	11	2	14	4	48	3	15	55	30	112	142
09:15	13	2	4	1	19	6	24	6	5	36	0	1	16	3	17	1	28	2	7	31	16	103	119
09:30	15	6	7	4	28	5	33	9	5	47	0	3	13	3	16	0	40	1	8	41	20	132	152
09:45	14	7	2	2	23	11	41	9	4	61	3	5	13	3	21	2	57	3	12	62	21	167	188
Total	51	20	17	10	88	33	111	25	24	169	5	10	53	11	68	7	173	9	42	189	87	514	601
10:00	5	1	1	1	7	10	35	2	10	47	1	1	5	1	7	4	31	1	3	36	15	97	112
10:15	7	2	2	5	11	7	24	4	4	35	3	4	6	2	13	2	32	3	5	37	16	96	112
10:30	4	5	5	1	14	9	57	9	11	75	2	6	13	3	21	2	36	1	4	39	19	149	168
10:45	12	8	5	1	25	12	52	3	10	67	2	7	20	5	29	4	35	2	5	41	21	162	183
Total	28	16	13	8	57	38	168	18	35	224	8	18	44	11	70	12	134	7	17	153	71	504	575
11:00	4	8	3	3	15	5	29	8	3	42	1	3	12	6	16	0	34	4	5	38	17	111	128
11:15	9	5	3	1	17	12	57	8	7	77	0	8	11	4	19	1	41	3	5	45	17	158	175
11:30	4	3	4	0	11	11	47	6	8	64	4	5	16	2	25	2	28	3	2	33	12	133	145
11:45	0	5	5	1	10	12	76	9	10	97	4	7	18	2	29	6	37	1	6	44	19	180	199
Total	17	21	15	5	53	40	209	31	28	280	9	23	57	14	89	9	140	11	18	160	65	582	647
12:00	11	3	0	0	14	7	30	7	8	44	0	4	6	1	10	4	16	2	4	22	13	90	103
12:15	5	3	3	2	11	14	50	8	11	72	3	2	12	5	17	5	38	2	3	45	21	145	166
12:30	6	10	5	2	21	7	50	7	7	64	5	8	19	3	32	0	40	6	15	46	27	163	190
12:45	7	4	2	1	13	10	70	16	13	96	4	8	24	6	36	1	42	8	2	51	22	196	218
Total	29	20	10	5	59	38	200	38	39	276	12	22	61	15	95	10	136	18	24	164	83	594	677
13:00	12	6	0	1	18	10	32	5	6	47	2	10	13	7	25	2	40	1	4	43	18	133	151
13:15	7	17	8	6	32	6	73	4	15	83	3	16	9	5	28	4	40	2	5	46	31	189	220
13:30	8	10	5	0	23	12	69	15	14	96	4	15	14	3	33	8	49	1	4	58	21	210	231
13:45	6	5	2	1	13	9	39	7	9	55	1	4	12	5	17	4	33	4	8	41	23	126	149
Total	33	38	15	8	86	37	213	31	44	281	10	45	48	20	103	18	162	8	21	188	93	658	751
14:00	8	17	11	2	36	3	55	7	5	65	5	9	7	0	21	6	34	6	2	46	9	168	177
14:15	4	9	4	4	17	5	49	2	9	56	7	8	7	1	22	3	18	3	1	24	15	119	134
14:30	8	2	6	3	16	9	59	7	10	75	6	8	17	4	31	3	39	2	4	44	21	166	187
14:45	12	4	4	0	20	9	67	9	11	85	9	21	27	7	57	6	37	3	8	46	26	208	234
Total	32	32	25	9	89	26	230	25	35	281	27	46	58	12	131	18	128	14	15	160	71	661	732
15:00	9	6	2	4	17	10	60	11	10	81	9	7	19	2	35	2	53	3	10	58	26	191	217
15:15	8	9	7	2	24	15	69	11	4	95	6	10	13	3	29	7	29	5	7	41	16	189	205
15:30	9	5	6	3	20	17	82	17	7	116	7	13	26	3	46	6	31	2	3	39	16	221	237
15:45	9	2	6	0	17	27	93	13	5	133	13	18	20	2	51	5	51	6	12	62	19	263	282
Total	35	22	21	9	78	69	304	52	26	425	35	48	78	10	161	20	164	16	32	200	77	864	941
16:00	13	7	4	2	24	17	110	15	8	142	9	16	22	4	47	4	28	2	6	34	20	247	267
16:15	14	3	6	4	23	21	76	18	5	115	4	14	25	4	43	4	38	3	5	45	18	226	244
16:30	9	6	6	1	21	24	95	16	3	135	19	27	31	3	77	9	47	3	4	59	11	292	303
16:45	18	12	10	6	40	20	134	24	4	178	12	18	28	1	58	7	45	4	5	56	16	332	348
Total	54	28	26	13	108	82	415	73	20	570	44	75	106	12	225	24	158	12	20	194	65	1097	1162
17:00	11	12	10	4	33	24	109	17	13	150	10	24	30	3	64	5	42	6	6	53	26	300	326
17:15	13	9	4	2	26	20	111	18	14	149	7	20	39	8	66	4	44	3	5	51	29	292	321
17:30	13	15	5	3	33	21	114	23	7	158	11	18	38	8	67	7	40	2	3	49	21	307	328
17:45	6	11	11	1	28	25	120	13	11	158	6	13	23	2	42	5	38	6	1	49	15	277	292
Total	43	47	30	10	120	90	454	71	45	615	34	75	130	21	239	21	164	17	15	202	91	1176	1267

Anoka County Highway Department
Traffic Engineering

Weather: Cloudy & Warm
Counter TDC-8
Created by: Krystal/Shari

Traffic Volume and Turning Movement Stud

File Name : TMC0335
Site Code : 03350201
Start Date : 07/22/2003
Page No : 2

Groups Printed- 1 - Unshifted

Start Time	CSAH 54 Southbound					CSAH 14 Westbound					CSAH 21 Northbound					CSAH 14 Eastbound					Exclu. Total	Inclu. Total	Int. Total
	Left	Thru	Right	Heavy	App. Total	Left	Thru	Right	Heavy	App. Total	Left	Thru	Right	Heavy	App. Total	Left	Thru	Right	Heavy	App. Total			
Factor	1.0	1.0	1.0	1.0		1.0	1.0	1.0	1.0		1.0	1.0	1.0	1.0		1.0	1.0	1.0	1.0				
18:00	11	6	7	2	24	16	100	25	9	141	9	19	27	4	55	0	37	5	6	42	21	262	283
18:15	3	10	12	1	25	17	71	11	6	99	2	11	15	1	28	3	34	4	2	41	10	193	203
18:30	3	3	6	1	12	12	34	7	7	53	6	4	8	3	18	2	32	3	3	37	14	120	134
18:45	11	9	3	1	23	13	64	5	5	82	5	11	10	3	26	3	41	5	3	49	12	180	192
Total	28	28	28	5	84	58	269	48	27	375	22	45	60	11	127	8	144	17	14	169	57	755	812
19:00	4	5	6	1	15	11	51	8	8	70	3	7	10	1	20	4	27	6	1	37	11	142	153
19:15	9	2	2	0	13	11	51	16	6	78	8	10	16	2	34	0	25	2	5	27	13	152	165
19:30	6	3	4	1	13	19	44	9	2	72	5	6	10	4	21	4	39	1	1	44	8	150	158
19:45	8	2	3	0	13	13	50	7	1	70	0	5	9	0	14	2	27	1	3	30	4	127	131
Total	27	12	15	2	54	54	196	40	17	290	16	28	45	7	89	10	118	10	10	138	36	571	607
20:00	4	2	4	0	10	15	36	8	1	59	3	1	6	0	10	5	27	2	2	34	3	113	116
20:15	7	2	5	0	14	6	41	4	0	51	1	2	6	1	9	2	28	3	2	33	3	107	110
20:30	9	3	2	0	14	7	44	10	2	61	1	2	9	1	12	0	18	5	0	23	3	110	113
20:45	4	1	0	0	5	7	26	8	1	41	4	4	13	0	21	0	22	2	1	24	2	91	93
Total	24	8	11	0	43	35	147	30	4	212	9	9	34	2	52	7	95	12	5	114	11	421	432
21:00	8	3	3	1	14	28	32	10	3	70	6	4	7	1	17	2	41	2	3	45	8	146	154
21:15	2	4	6	0	12	14	34	11	2	59	4	4	8	1	16	2	23	0	1	25	4	112	116
21:30	4	2	4	1	10	8	37	5	6	50	1	8	8	1	17	1	24	4	1	29	9	106	115
21:45	8	5	4	1	17	10	23	7	2	40	2	6	4	0	12	4	17	0	1	21	4	90	94
Total	22	14	17	3	53	60	126	33	13	219	13	22	27	3	62	9	105	6	6	120	25	454	479
Grand Total	634	445	295	116	1374	869	3477	577	435	4923	265	523	975	181	1763	202	2727	218	320	3147	1052	11207	12259
Apprch %	46.1	32.4	21.5			17.7	70.6	11.7			15.0	29.7	55.3			6.4	86.7	6.9					
Total %	5.7	4.0	2.6		12.3	7.8	31.0	5.1		43.9	2.4	4.7	8.7		15.7	1.8	24.3	1.9		28.1	8.6	91.4	

ANOKA COUNTY HIGHWAY DEPARTMENT

PC-WARRANTS

TRAFFIC SIGNAL WARRANT ANALYSIS

Study Name : TMC0335

Study Date : 07/25/03

Page No. : 1

Signal Warrants - Summary

Major Street Approaches

Eastbound: CSAH 14

Number of Lanes: 2

Approach Speed: 45

Total Approach Volume: 3,147

Westbound: CSAH 14

Number of Lanes: 2

Approach Speed: 45

Total Approach Volume: 4,923

Minor Street Approaches

Northbound: CSAH 21

Number of Lanes: 1

Total Approach Volume: 1,763

Southbound: CSAH 54

Number of Lanes: 1

Total Approach Volume: 1,374

Warrant Summary (Rural values apply.)

Warrant 1 - Eight Hour Vehicular Volumes	Satisfied
Warrant 1A - Minimum Vehicular Volume	Satisfied
Required volumes reached for 8 hours, 8 are needed	
Warrant 1B - Interruption of Continuous Traffic	Not Satisfied
Required volumes reached for 3 hours, 8 are needed	
Warrant 1 A&B - Combination of Warrants	Not Satisfied
Required volumes reached for 6 hours, 8 are needed	
Warrant 2 - Four Hour Volumes	Satisfied
Number of hours (5) volumes exceed minimum \geq minimum required (4).	
Warrant 3 - Peak Hour	Satisfied
Warrant 3A - Peak Hour Volumes	Satisfied
Volumes exceed minimums for at least one hour.	
Warrant 3B - Peak Hour Delay	Satisfied
Number of hours (15) volumes exceed minimum \geq required (1). Delay data not evaluated.	
Warrant 4 - Pedestrian Volumes	Not Evaluated
Warrant 5 - School Crossing	Not Evaluated
Warrant 6 - Coordinated Signal System	Not Evaluated
Warrant 7 - Crash Experience	Not Evaluated
Warrant 8 - Roadway Network	Not Evaluated

ANOKA COUNTY HIGHWAY DEPARTMENT

PC-WARRANTS

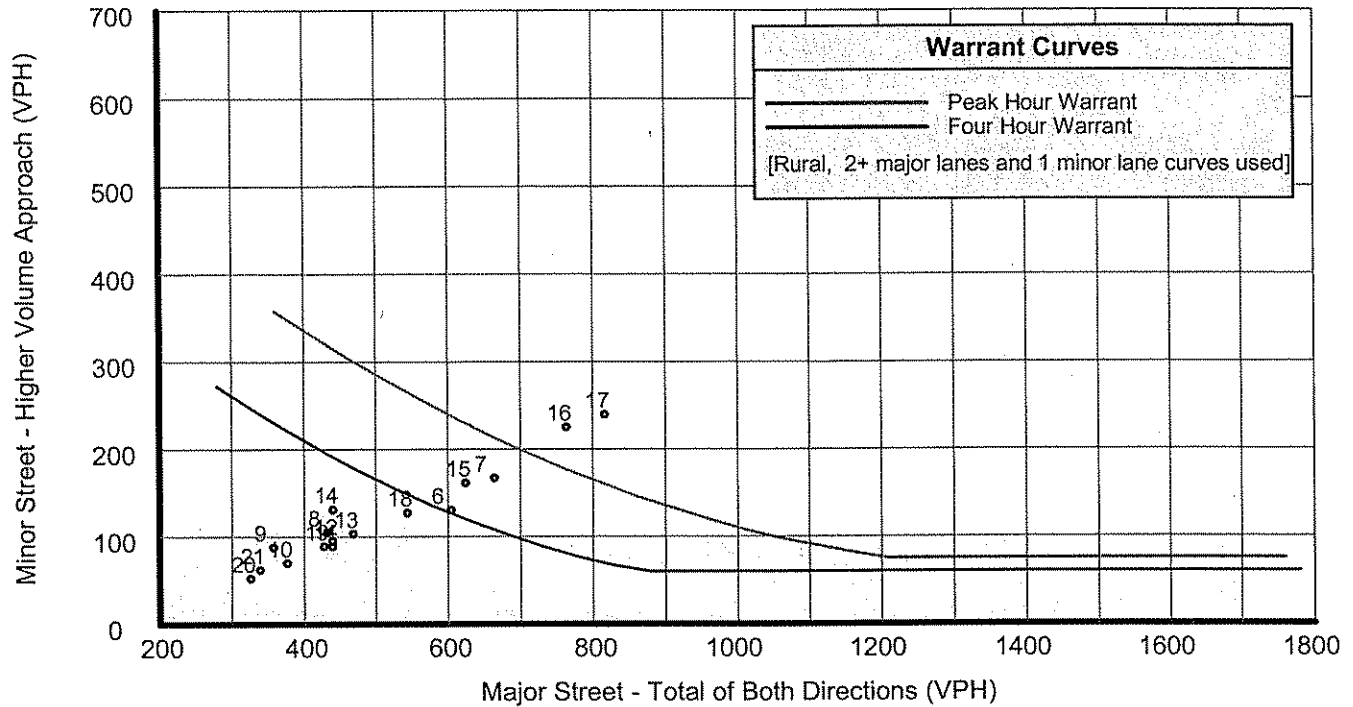
TRAFFIC SIGNAL WARRANT ANALYSIS

Study Name : TMC0335

Study Date : 07/25/03

Page No. : 2

Signal Warrants - Summary



Analysis of 8-Hour Volume Warrants:

Hour Begin	Major Total	Higher Minor Vol	Dir	War-1A			War-1B			War-1A&B		
				Major Crit	Minor Crit	Meets?	Major Crit	Minor Crit	Meets?	Major Crit	Minor Crit	Meets?
00:00	0	0	NB	420-No	105-No	---	630-No	52-No	---	504-No	84-No	---
01:00	0	0	NB	420-No	105-No	---	630-No	52-No	---	504-No	84-No	---
02:00	0	0	NB	420-No	105-No	---	630-No	52-No	---	504-No	84-No	---
03:00	0	0	NB	420-No	105-No	---	630-No	52-No	---	504-No	84-No	---
04:00	0	0	NB	420-No	105-No	---	630-No	52-No	---	504-No	84-No	---
05:00	0	0	NB	420-No	105-No	---	630-No	52-No	---	504-No	84-No	---
06:00	605	130	SB	420-Yes	105-Yes	Both	630-No	52-Yes	Minor	504-Yes	84-Yes	Both
07:00	665	167	SB	420-Yes	105-Yes	Both	630-Yes	52-Yes	Both	504-Yes	84-Yes	Both
08:00	432	105	SB	420-Yes	105-Yes	Both	630-No	52-Yes	Minor	504-No	84-Yes	Minor
09:00	358	88	SB	420-No	105-No	---	630-No	52-Yes	Minor	504-No	84-Yes	Minor
10:00	377	70	NB	420-No	105-No	---	630-No	52-Yes	Minor	504-No	84-No	---
11:00	440	89	NB	420-Yes	105-No	Major	630-No	52-Yes	Minor	504-No	84-Yes	Minor
12:00	440	95	NB	420-Yes	105-No	Major	630-No	52-Yes	Minor	504-No	84-Yes	Minor
13:00	469	103	NB	420-Yes	105-No	Major	630-No	52-Yes	Minor	504-No	84-Yes	Minor
14:00	441	131	NB	420-Yes	105-Yes	Both	630-No	52-Yes	Minor	504-No	84-Yes	Minor
15:00	625	161	NB	420-Yes	105-Yes	Both	630-No	52-Yes	Minor	504-Yes	84-Yes	Both
16:00	764	225	NB	420-Yes	105-Yes	Both	630-Yes	52-Yes	Both	504-Yes	84-Yes	Both
17:00	817	239	NB	420-Yes	105-Yes	Both	630-Yes	52-Yes	Both	504-Yes	84-Yes	Both
18:00	544	127	NB	420-Yes	105-Yes	Both	630-No	52-Yes	Minor	504-Yes	84-Yes	Both
19:00	428	89	NB	420-Yes	105-No	Major	630-No	52-Yes	Minor	504-No	84-Yes	Minor
20:00	326	52	NB	420-No	105-No	---	630-No	52-Yes	Minor	504-No	84-No	---
21:00	339	62	NB	420-No	105-No	---	630-No	52-Yes	Minor	504-No	84-No	---
22:00	0	0	NB	420-No	105-No	---	630-No	52-No	---	504-No	84-No	---
23:00	0	0	NB	420-No	105-No	---	630-No	52-No	---	504-No	84-No	---

ANOKA COUNTY HIGHWAY DEPARTMENT

PC-WARRANTS TRAFFIC SIGNAL WARRANT ANALYSIS

Study Name : TMC0335
Study Date : 07/25/03

Multi-Way Stop Warrant Report

Major Street Approaches

Eastbound: CSAH 14

Total Approach Volume: 3,147
Approach Speed: 45

Westbound: CSAH 14

Total Approach Volume: 4,923
Approach Speed: 45

Minor Street Approaches

Northbound: CSAH 21

Total Approach Volume: 1,763

Southbound: CSAH 54

Total Approach Volume: 1,374

Warrant Summary

Criteria A - Interim Measure Not Evaluated

If traffic signals are justified, stop signs can be installed as an interim measure.

Criteria B - Crash Experience Not Evaluated

Number of crashes (0) is less than the minimum required (5).

Criteria C - Minimum Volumes and Delays Satisfied

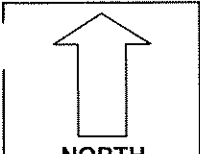
Delay data not evaluated
Required volumes reached for 13 hours, 8 are needed

Criteria D - 80% of Volumes, Delays, and Crashes Not Evaluated

Delay data not evaluated
Required volumes reached for 9 hours, 8 are needed

Analysis of 8-Hour Volume Warrants:

Time	Major Crit		Crit C			Crit D		
	Total	Minor Total	Major Crit	Minor Crit	Meets?	Major Crit	Minor Crit	Meets?
00:00 - 01:00	0	0	210-No	140-No	No	240-No	160-No	No
01:00 - 02:00	0	0	210-No	140-No	No	240-No	160-No	No
02:00 - 03:00	0	0	210-No	140-No	No	240-No	160-No	No
03:00 - 04:00	0	0	210-No	140-No	No	240-No	160-No	No
04:00 - 05:00	0	0	210-No	140-No	No	240-No	160-No	No
05:00 - 06:00	0	0	210-No	140-No	No	240-No	160-No	No
06:00 - 07:00	605	211	210-Yes	140-Yes	Both	240-Yes	160-Yes	Both
07:00 - 08:00	665	260	210-Yes	140-Yes	Both	240-Yes	160-Yes	Both
08:00 - 09:00	432	183	210-Yes	140-Yes	Both	240-Yes	160-Yes	Both
09:00 - 10:00	358	156	210-Yes	140-Yes	Both	240-Yes	160-No	Major
10:00 - 11:00	377	127	210-Yes	140-No	Major	240-Yes	160-No	Major
11:00 - 12:00	440	142	210-Yes	140-Yes	Both	240-Yes	160-No	Major
12:00 - 13:00	440	154	210-Yes	140-Yes	Both	240-Yes	160-No	Major
13:00 - 14:00	469	189	210-Yes	140-Yes	Both	240-Yes	160-Yes	Both
14:00 - 15:00	441	220	210-Yes	140-Yes	Both	240-Yes	160-Yes	Both
15:00 - 16:00	625	239	210-Yes	140-Yes	Both	240-Yes	160-Yes	Both
16:00 - 17:00	764	333	210-Yes	140-Yes	Both	240-Yes	160-Yes	Both
17:00 - 18:00	817	359	210-Yes	140-Yes	Both	240-Yes	160-Yes	Both
18:00 - 19:00	544	211	210-Yes	140-Yes	Both	240-Yes	160-Yes	Both
19:00 - 20:00	428	143	210-Yes	140-Yes	Both	240-Yes	160-No	Major
20:00 - 21:00	326	95	210-Yes	140-No	Major	240-Yes	160-No	Major
21:00 - 22:00	339	115	210-Yes	140-No	Major	240-Yes	160-No	Major
22:00 - 23:00	0	0	210-No	140-No	No	240-No	160-No	No
23:00 - 00:00	0	0	210-No	140-No	No	240-No	160-No	No



NORTH

COUNT LOCATION:

CSAH 14 (Main St.) @

DATE:

7/22/03

CSAH 21 / CR 54

APP. #1 = CSAH14
APP. #2 = CSAH 21
APP. #3 = CSAH 14
APP. #4 = CR 54

APP. #1	APP. #2	APP. #3	APP. #4
---------	---------	---------	---------

HEAVY VEHICLE- ANY VEHICLE HAVING MORE THAN FOUR TIRES TOUCHING THE PAVEMENT

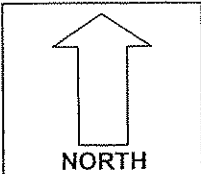
A. TRUCKS- A HEAVY VEHICLE INVOLVED PRIMARILY IN THE TRANSPORT OF GOODS OR IN THE DELIVERY OF A SERVICE.

B. RV- A HEAVY VEHICLE OPERATED BY A PRIVATE MOTORIST AND INVOLVED IN THE TRANSPORT OF RECREATIONAL EQUIPMENT OR FACILITIES.

C. BUSES- A HEAVY VEHICLE INVOLVED IN THE TRANSPORTATION OF GROUPS OF PEOPLE.

TIME	PEDESTRIANS					HEAVY VEHICLES		
	APP. #1	APP. #2	APP. #3	APP. #4	15 MIN TOT	TRUCKS	RV	BUS
6:00-6:15AM						10		
6:15-6:30						5		
6:30-6:45						20	1	
6:45-7:00						10	1	
HOURLY TOTAL						HOURLY TOTAL		47
7:00-7:15						16	2	
7:15-7:30						11	1	
7:30-7:45						26	2	
7:45-8:00						12		
HOURLY TOTAL						HOURLY TOTAL		70
8:00-8:15			2	1	3	23	1	
8:15-8:30		1	2		3	24		
8:30-8:45						17		
8:45-9:00				1	1	19	1	1
HOURLY TOTAL					7	HOURLY TOTAL		86
9:00-9:15			1		1	25	2	1
9:15-9:30						17	2	
9:30-9:45	2				2	20		
9:45-10:00						14	2	
HOURLY TOTAL					3	HOURLY TOTAL		83
10:00-10:15	2				2	15		
10:15-10:30	2				2	14	2	
10:30-10:45						15	2	
10:45-11:00		1			1	17	1	
HOURLY TOTAL					5	HOURLY TOTAL		66
11:00-11:15		1		1	2	21	2	
11:15-11:30						18		
11:30-11:45			1		1	12		
11:45-12:00				1	1	12	2	
HOURLY TOTAL					4	HOURLY TOTAL		67
12:00-12:15						13		
12:15-12:30		2	2	2	6	20	1	
12:30-12:45				1	1	22	1	
12:45-1:00				2	2	16		
HOURLY TOTAL					9	HOURLY TOTAL		73
1:00-1:15						19		
1:15-1:30						27	1	1
1:30-1:45				3	3	14	3	
1:45-2:00						23	2	
HOURLY TOTAL					3	HOURLY TOTAL		90
					TOTAL		TOTAL	

1
2
3
4
5
6
7
8
9
10
11
12
13
14
15
16
17
18
19
20
21
22
23
24
25
26
27
28
29
30
31
32



COUNT LOCATION:

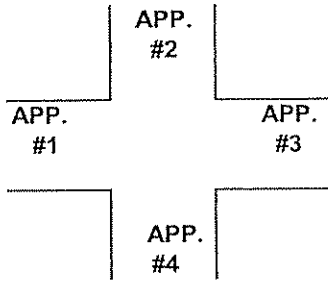
CSAH 14 (Main St.) @

DATE:

7/22/03

CSAH 21 / CR 54

APP. #1 = CSAH14
APP. #2 = CSAH 21
APP. #3 = CSAH 14
APP. #4 = CR 54



- HEAVY VEHICLE- ANY VEHICLE HAVING MORE THAN FOUR TIRES TOUCHING THE PAVEMENT
- A. TRUCKS- A HEAVY VEHICLE INVOLVED PRIMARILY IN THE TRANSPORT OF GOODS OR IN THE DELIVERY OF A SERVICE.
 - B. RV- A HEAVY VEHICLE OPERATED BY A PRIVATE MOTORIST AND INVOLVED IN THE TRANSPORT OF RECREATIONAL EQUIPMENT OR FACILITIES.
 - C. BUSES- A HEAVY VEHICLE INVOLVED IN THE TRANSPORTATION OF GROUPS OF PEOPLE.

TIME	PEDESTRIANS					HEAVY VEHICLES		
	APP. #1	APP. #2	APP. #3	APP. #4	15 MIN TOT	TRUCKS	RV	BUS
2:00-2:15PM						9		
2:15-2:30						14		
2:30-2:45				1	1	21	2	1
2:45-3:00			4		4	25		
HOURLY TOTAL					5	HOURLY TOTAL		72
3:00-3:15						26	1	
3:15-3:30						15	1	
3:30-3:45						15	1	
3:45-4:00						20	1	
HOURLY TOTAL						HOURLY TOTAL		80
4:00-4:15						14	4	
4:15-4:30						17	1	1
4:30-4:45						17		
4:45-5:00		1			1	14	2	
HOURLY TOTAL					1	HOURLY TOTAL		70
5:00-5:15						23	4	
5:15-5:30			1	2	3	27	1	
5:30-5:45						19	1	1
5:45-6:00						15		
HOURLY TOTAL					3	HOURLY TOTAL		91
6:00-6:15						19	2	
6:15-6:30						9	2	
6:30-6:45						10	4	
6:45-7:00	3	4			7	11	1	
HOURLY TOTAL					7	HOURLY TOTAL		58
7:00-7:15			1	1	2	7	1	
7:15-7:30	3	1			4	12		
7:30-7:45						8		
7:45-8:00	5	5			10	3		
HOURLY TOTAL					16	HOURLY TOTAL		31
8:00-8:15				1	1	3		
8:15-8:30						1		
8:30-8:45						1	1	
8:45-9:00						2	1	
HOURLY TOTAL					1	HOURLY TOTAL		9
9:00-9:15						6	1	1
9:15-9:30	1				1	2	1	1
9:30-9:45						5	4	
9:45-10:00						1	2	1
HOURLY TOTAL					1	HOURLY TOTAL		25
					TOTAL		TOTAL	

1
2
3
4
5
6
7
8
9
10
11
12
13
14
15
16
17
18
19
20
21
22
23
24
25
26
27
28
29
30
31
32