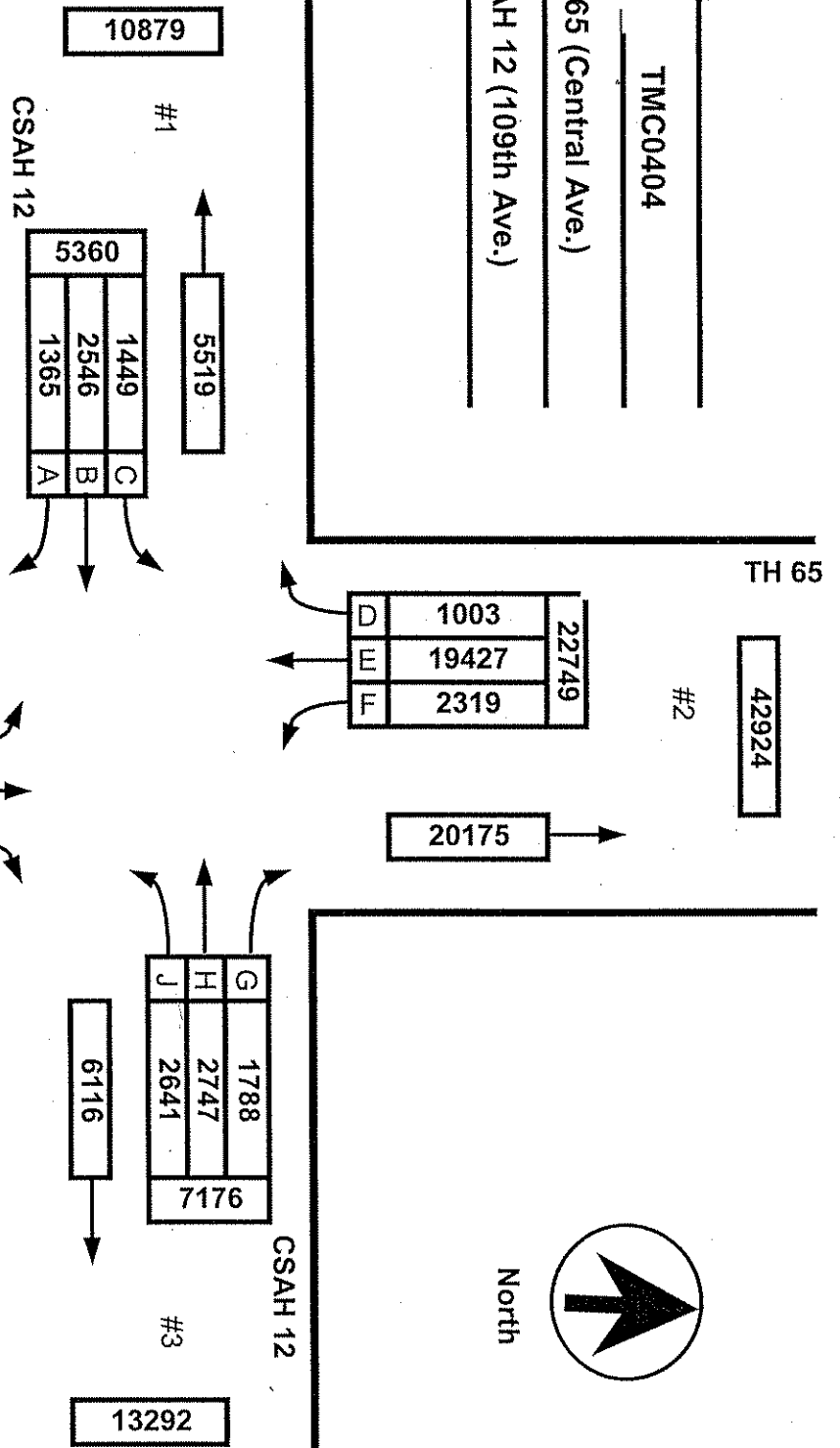



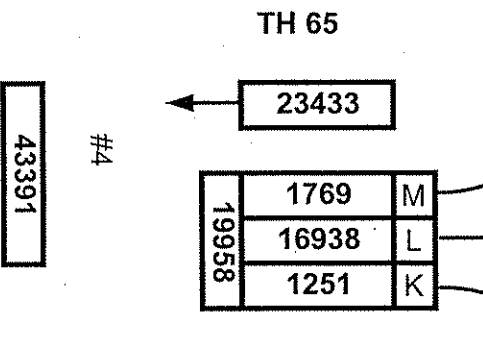
Date : 6/7/04

Count Number : TMC0404

Location : TH 65 (Central Ave.)
@ CSAH 12 (109th Ave.)



LANES OF APPROACH				
	RIGHT TURN LANE	LEFT TURN LANE	THRU LANES	TOTAL
#1	1	1	2	4
#2	1	2	2	5
#3	1	1	2	4
#4	1	2	2	5



Anoka County Highway Department
Traffic Volume and Turning
Movement Study

Anoka County Highway Department
 Traffic Engineering
 Traffic Volume and Turning Movement Study

File Name : TMC0404
 Site Code : 04040102
 Start Date : 06/07/2004
 Page No : 1

Weather: Rainy and Mild
 Counter: TDC-8
 Counted by: Katelyn/Kyle

Groups Printed- 1 - Unshifted

Start Time	TH 65 Southbound					CSAH 12 Westbound					TH 65 Northbound					CSAH 12 Eastbound					Exclu. Total	Inclu. Total	Int. Total
	Left	Thru	Right	Heavy	App. Total	Left	Thru	Right	Heavy	App. Total	Left	Thru	Right	Heavy	App. Total	Left	Thru	Right	Heavy	App. Total			
	1.0	1.0	1.0	1.0		1.0	1.0	1.0	1.0		1.0	1.0	1.0	1.0		1.0	1.0	1.0	1.0				
06:00	16	554	12	18	582	25	8	2	4	35	2	90	11	5	103	6	25	21	1	52	28	772	800
06:15	15	571	11	14	597	36	19	1	2	56	1	131	13	6	145	7	36	37	0	80	22	878	900
06:30	17	570	5	12	592	51	25	3	0	79	6	163	9	8	178	13	35	27	1	75	21	924	945
06:45	32	568	9	8	609	47	34	3	1	84	6	166	11	6	183	16	55	32	5	103	20	979	999
Total	80	2263	37	52	2380	159	86	9	7	254	15	550	44	25	609	42	151	117	7	310	91	3553	3644
07:00	31	525	6	8	562	62	43	3	2	108	6	127	20	12	153	6	43	16	2	65	24	888	912
07:15	32	512	13	15	557	63	44	9	2	116	10	162	5	13	177	16	49	20	0	85	30	935	965
07:30	33	511	14	14	558	81	47	6	2	114	15	177	11	14	203	14	36	29	2	79	32	954	986
07:45	32	523	14	13	569	46	49	12	4	107	13	163	16	17	192	5	65	24	4	94	38	962	1000
Total	128	2071	47	50	2246	232	183	30	10	445	44	629	52	56	725	41	193	89	8	323	124	3739	3863
08:00	38	520	28	20	586	57	37	11	7	105	11	128	7	15	146	18	41	27	3	86	45	923	968
08:15	37	409	14	15	460	62	41	11	5	114	14	166	19	22	199	13	41	16	2	70	44	843	887
08:30	39	412	16	28	467	44	23	15	5	82	11	158	16	13	185	12	19	16	2	47	48	781	829
08:45	29	460	18	24	507	52	22	14	5	88	9	171	15	19	195	19	32	16	6	67	54	857	911
Total	143	1801	76	87	2020	215	123	51	22	389	45	623	57	69	725	62	133	75	13	270	191	3404	3595
09:00	23	352	22	23	397	33	26	12	6	71	21	200	24	30	245	14	28	22	2	64	61	777	838
09:15	30	340	12	26	382	46	24	14	8	84	15	159	21	24	195	10	33	27	5	70	63	731	794
09:30	26	256	7	17	289	40	19	16	1	75	13	128	18	12	159	17	24	26	3	67	33	590	623
09:45	41	322	23	25	386	34	21	18	4	73	10	145	13	22	168	4	9	10	1	23	52	650	702
Total	120	1270	64	91	1454	153	90	60	19	303	59	632	76	88	767	45	94	85	11	224	209	2748	2957
10:00	36	283	17	24	336	51	27	9	5	87	21	179	20	22	220	20	23	11	1	54	52	697	749
10:15	33	226	11	19	270	34	16	13	6	63	17	166	33	17	216	16	36	25	5	77	47	626	673
10:30	35	188	10	12	233	28	19	11	2	58	33	181	20	18	234	18	21	12	3	51	35	576	611
10:45	28	251	15	17	294	28	38	31	8	97	30	170	18	26	218	26	41	11	3	78	54	687	741
Total	132	948	53	72	1133	141	100	64	21	305	101	696	91	83	888	80	121	59	12	260	188	2586	2774
11:00	35	333	11	27	379	37	23	19	3	79	18	251	30	18	299	16	23	31	1	70	49	827	876
11:15	47	251	15	15	313	31	41	31	11	103	23	212	18	16	253	13	25	11	4	49	46	718	764
11:30	48	285	12	18	345	32	33	30	6	95	29	266	22	27	317	32	26	15	3	73	54	830	884
11:45	40	247	16	27	303	52	29	19	4	100	29	305	29	17	363	15	43	20	0	78	48	844	892
Total	170	1116	54	87	1340	152	126	99	24	377	99	1034	99	78	1232	76	117	77	8	270	197	3219	3416
12:00	48	291	16	23	355	39	30	31	4	100	15	241	22	15	278	19	27	16	5	62	47	795	842
12:15	46	276	12	18	334	53	33	29	6	115	32	251	19	15	302	33	37	16	2	86	41	837	878
12:30	44	311	18	22	373	42	29	21	4	92	21	186	19	14	226	15	27	13	2	55	42	746	788
12:45	23	298	14	26	335	34	33	24	7	91	51	270	39	21	360	25	48	28	4	101	58	887	945
Total	161	1176	60	89	1397	168	125	105	21	398	119	948	99	65	1166	92	139	73	13	304	188	3265	3453
13:00	46	303	16	18	365	53	34	39	9	126	23	307	36	18	366	29	33	26	4	88	49	945	994
13:15	42	286	25	18	353	45	46	28	7	119	41	280	42	23	363	28	32	33	3	93	51	928	979
13:30	44	352	19	23	415	29	27	37	6	93	38	290	28	19	356	23	35	19	3	77	51	941	992
13:45	26	234	12	19	272	46	24	28	3	98	34	300	26	16	360	24	40	21	2	85	40	815	855
Total	158	1175	72	78	1405	173	131	132	25	436	136	1177	132	76	1445	104	140	99	12	343	191	3629	3820
14:00	42	292	2	29	336	45	50	17	2	112	33	319	27	32	379	22	44	24	6	90	69	917	986
14:15	32	286	7	19	325	40	54	37	9	131	24	331	23	24	378	36	33	27	3	96	55	930	985
14:30	42	284	14	21	340	51	52	47	9	150	39	442	24	25	505	32	37	20	4	89	59	1084	1143
14:45	38	264	16	27	318	51	53	42	7	146	39	441	17	41	497	34	53	15	3	102	78	1063	1141
Total	154	1126	39	96	1319	187	209	143	27	539	135	1533	91	122	1759	124	167	86	16	377	261	3994	4255
15:00	35	289	23	29	347	39	58	37	8	134	43	427	27	16	497	31	37	23	2	91	55	1069	1124
15:15	24	245	18	23	287	57	76	48	9	181	36	391	27	21	454	31	52	23	6	106	59	1028	1087
15:30	44	276	11	22	331	48	75	51	12	174	41	455	12	17	508	40	53	29	5	122	56	1135	1191
15:45	33	254	20	25	307	27	65	41	4	133	31	381	17	12	429	32	43	16	4	91	45	960	1005
Total	136	1064	72	99	1272	171	274	177	33	622	151	1654	83	66	1888	134	185	91	17	410	215	4192	4407
16:00	42	280	9	16	331	47	85	59	5	191	52	513	16	17	581	44	54	26	5	124	43	1227	1270
16:15	53	248	22	23	323	34	95																

Anoka County Highway Department
Traffic Engineering
Traffic Volume and Turning Movement Stud

File Name : TMC0404
Site Code : 04040102
Start Date : 06/07/2004
Page No : 2

Weather: Rainy and Mild
Counter: TDC-8
Printed by: Katelyn/Kyle

Groups Printed- 1 - Unshifted

Start Time	TH 65 Southbound					CSAH 12 Westbound					TH 65 Northbound					CSAH 12 Eastbound					Exclu. Total	Inclu. Total	Int. Total
	Left	Thru	Right	Heavy	App. Total	Left	Thru	Right	Heavy	App. Total	Left	Thru	Right	Heavy	App. Total	Left	Thru	Right	Heavy	App. Total			
Factor	1.0	1.0	1.0	1.0		1.0	1.0	1.0	1.0		1.0	1.0	1.0	1.0		1.0	1.0	1.0	1.0				
17:00	50	292	13	11	355	49	74	38	3	161	36	431	23	17	490	46	59	25	7	130	38	1136	1174
17:15	57	298	25	9	380	40	81	67	1	188	38	441	17	10	496	34	80	21	4	135	24	1199	1223
17:30	51	258	12	9	321	39	91	59	6	189	43	418	15	9	476	43	69	33	2	145	26	1131	1157
17:45	50	259	13	10	322	42	84	62	6	188	53	410	12	4	475	40	43	18	0	101	20	1086	1106
Total	208	1107	63	39	1378	170	330	226	16	726	170	1700	67	40	1937	163	251	97	13	511	108	4552	4660
18:00	37	279	18	10	334	43	54	47	3	144	47	447	9	14	503	22	44	21	1	87	28	1068	1096
18:15	68	275	16	8	359	54	48	47	4	149	25	337	20	5	382	26	50	32	2	108	19	998	1017
18:30	39	251	27	6	317	62	48	51	1	161	39	337	23	4	399	26	55	26	7	107	18	984	1002
18:45	38	235	32	3	305	43	41	48	1	132	31	262	8	13	301	23	42	17	4	82	21	820	841
Total	182	1040	93	27	1315	202	191	193	9	586	142	1383	60	36	1585	97	191	96	14	384	86	3870	3956
19:00	33	195	29	8	257	32	32	36	0	100	48	273	34	5	355	34	41	24	1	99	14	811	825
19:15	26	181	15	3	222	41	36	21	0	98	56	248	28	8	332	30	39	23	1	92	12	744	756
19:30	27	214	13	6	254	29	42	31	0	102	36	193	27	2	256	17	36	26	0	79	8	691	699
19:45	31	226	18	5	275	26	41	26	0	93	14	186	13	0	213	11	28	16	0	55	5	636	641
Total	117	816	75	22	1008	128	151	114	0	393	154	900	102	15	1156	92	144	89	2	325	39	2882	2921
20:00	53	187	16	5	256	32	32	29	0	93	46	226	14	3	286	22	46	15	0	83	8	718	726
20:15	38	144	22	2	204	38	46	29	0	113	31	250	16	1	297	11	49	18	0	78	3	692	695
20:30	38	181	16	4	235	33	25	35	0	93	30	176	17	4	223	17	26	16	0	59	8	610	618
20:45	23	165	18	5	206	33	33	17	0	83	32	182	14	2	228	17	41	15	0	73	7	590	597
Total	152	677	72	16	901	136	136	110	0	382	139	834	61	10	1034	67	162	64	0	293	26	2610	2636
21:00	25	200	25	0	250	19	39	30	2	88	29	190	22	4	241	24	38	23	0	85	6	664	670
21:15	18	206	10	1	234	29	28	6	0	63	27	189	15	2	231	19	29	12	0	60	3	588	591
21:30	21	210	11	6	242	21	29	5	0	55	19	167	12	4	198	12	14	19	0	45	10	540	550
21:45	20	142	15	7	177	15	25	6	1	46	15	130	10	2	155	16	22	24	0	62	10	440	450
Total	84	758	61	14	903	84	121	47	3	252	90	676	59	12	825	71	103	78	0	252	29	2232	2261
Grand Total	231	194	100		992	264	274	178		7176	176	169	125		912	144	254	136		5360	2328	55243	57571
Apprch %	10.2	85.4	4.4			36.8	38.3	24.9			8.9	84.9	6.3			27.0	47.5	25.5					
Total %	4.2	35.2	1.8		41.2	4.8	5.0	3.2		13.0	3.2	30.7	2.3		36.1	2.6	4.6	2.5		9.7	4.0	96.0	

**ANOKA COUNTY HIGHWAY
PC-WARRANTS
TRAFFIC SIGNAL WARRANT ANALYSIS**

Study Name : TMC0404
Study Date : 06/11/04
Page No. : 1

Signal Warrants - Summary

Major Street Approaches

Northbound: TH 65
Number of Lanes: 2
Approach Speed: 55
Total Approach Volume: 19,958

Southbound: TH 65
Number of Lanes: 2
Approach Speed: 55
Total Approach Volume: 22,749

Minor Street Approaches

Eastbound: CSAH 12
Number of Lanes: 2

Total Approach Volume: 5,360

Westbound: CSAH 12
Number of Lanes: 2

Total Approach Volume: 7,176

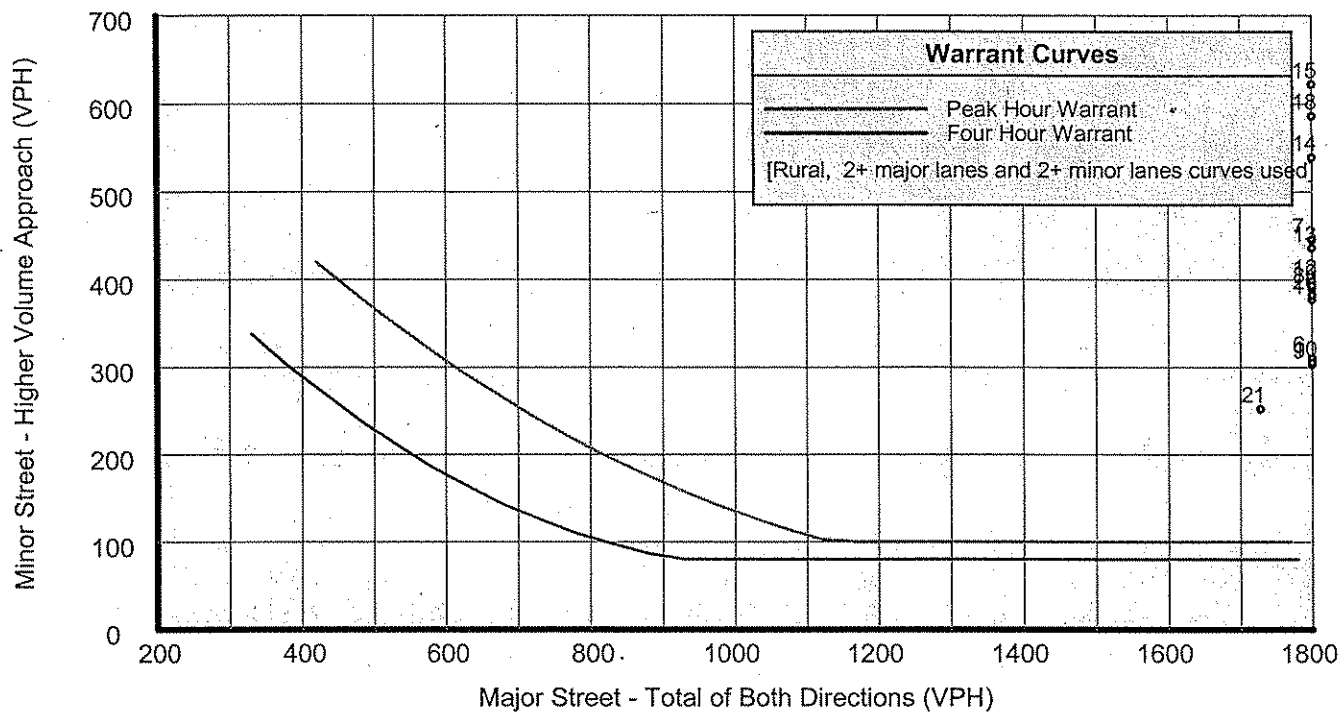
Warrant Summary (Rural values apply.)

Warrant 1 - Eight Hour Vehicular Volumes	Satisfied
Warrant 1A - Minimum Vehicular Volume	Satisfied
Required volumes reached for 16 hours, 8 are needed	
Warrant 1B - Interruption of Continuous Traffic	Satisfied
Required volumes reached for 16 hours, 8 are needed	
Warrant 1 A&B - Combination of Warrants	Satisfied
Required volumes reached for 16 hours, 8 are needed	
Warrant 2 - Four Hour Volumes	Satisfied
Number of hours (16) volumes exceed minimum >= minimum required (4).	
Warrant 3 - Peak Hour	Satisfied
Warrant 3A - Peak Hour Volumes	Satisfied
Volumes exceed minimums for at least one hour.	
Warrant 3B - Peak Hour Delay	Satisfied
Number of hours (63) volumes exceed minimum >= required (1). Delay data not evaluated.	
Warrant 4 - Pedestrian Volumes	Not Evaluated
Warrant 5 - School Crossing	Not Evaluated
Warrant 6 - Coordinated Signal System	Not Evaluated
Warrant 7 - Crash Experience	Not Evaluated
Warrant 8 - Roadway Network	Not Evaluated

ANOKA COUNTY HIGHWAY PC-WARRANTS TRAFFIC SIGNAL WARRANT ANALYSIS

Study Name : TMC0404
Study Date : 06/11/04
Page No. : 2 ¹⁶/₁₇

Signal Warrants - Summary



Analysis of 8-Hour Volume Warrants:

Hour Begin	Major Total	Higher Minor		War-1A			War-1B			War-1A&B		
		Vol	Dir	Major Crit	Minor Crit	Meets?	Major Crit	Minor Crit	Meets?	Major Crit	Minor Crit	Meets?
00:00	0	0	EB	420-No	140-No	---	630-No	70-No	---	504-No	112-No	---
01:00	0	0	EB	420-No	140-No	---	630-No	70-No	---	504-No	112-No	---
02:00	0	0	EB	420-No	140-No	---	630-No	70-No	---	504-No	112-No	---
03:00	0	0	EB	420-No	140-No	---	630-No	70-No	---	504-No	112-No	---
04:00	0	0	EB	420-No	140-No	---	630-No	70-No	---	504-No	112-No	---
05:00	0	0	EB	420-No	140-No	---	630-No	70-No	---	504-No	112-No	---
06:00	2,989	310	EB	420-Yes	140-Yes	Both	630-Yes	70-Yes	Both	504-Yes	112-Yes	Both
07:00	2,971	445	WB	420-Yes	140-Yes	Both	630-Yes	70-Yes	Both	504-Yes	112-Yes	Both
08:00	2,745	389	WB	420-Yes	140-Yes	Both	630-Yes	70-Yes	Both	504-Yes	112-Yes	Both
09:00	2,221	303	WB	420-Yes	140-Yes	Both	630-Yes	70-Yes	Both	504-Yes	112-Yes	Both
10:00	2,021	305	WB	420-Yes	140-Yes	Both	630-Yes	70-Yes	Both	504-Yes	112-Yes	Both
11:00	2,572	377	WB	420-Yes	140-Yes	Both	630-Yes	70-Yes	Both	504-Yes	112-Yes	Both
12:00	2,563	398	WB	420-Yes	140-Yes	Both	630-Yes	70-Yes	Both	504-Yes	112-Yes	Both
13:00	2,850	436	WB	420-Yes	140-Yes	Both	630-Yes	70-Yes	Both	504-Yes	112-Yes	Both
14:00	3,078	539	WB	420-Yes	140-Yes	Both	630-Yes	70-Yes	Both	504-Yes	112-Yes	Both
15:00	3,160	622	WB	420-Yes	140-Yes	Both	630-Yes	70-Yes	Both	504-Yes	112-Yes	Both
16:00	3,495	769	WB	420-Yes	140-Yes	Both	630-Yes	70-Yes	Both	504-Yes	112-Yes	Both
17:00	3,315	726	WB	420-Yes	140-Yes	Both	630-Yes	70-Yes	Both	504-Yes	112-Yes	Both
18:00	2,900	586	WB	420-Yes	140-Yes	Both	630-Yes	70-Yes	Both	504-Yes	112-Yes	Both
19:00	2,164	393	WB	420-Yes	140-Yes	Both	630-Yes	70-Yes	Both	504-Yes	112-Yes	Both
20:00	1,935	382	WB	420-Yes	140-Yes	Both	630-Yes	70-Yes	Both	504-Yes	112-Yes	Both
21:00	1,728	252	EB	420-Yes	140-Yes	Both	630-Yes	70-Yes	Both	504-Yes	112-Yes	Both
22:00	0	0	EB	420-No	140-No	---	630-No	70-No	---	504-No	112-No	---
23:00	0	0	EB	420-No	140-No	---	630-No	70-No	---	504-No	112-No	---

**ANOKA COUNTY HIGHWAY
PC-WARRANTS
TRAFFIC SIGNAL WARRANT ANALYSIS**

Study Name : TMC0404
Study Date : 06/11/04

Multi-Way Stop Warrant Report

Major Street Approaches

Northbound: TH 65
Total Approach Volume: 19,958
Approach Speed: 55

Southbound: TH 65
Total Approach Volume: 22,749
Approach Speed: 55

Minor Street Approaches

Eastbound: CSAH 12
Total Approach Volume: 5,360

Westbound: CSAH 12
Total Approach Volume: 7,176

Warrant Summary

Criteria A - Interim Measure Not Evaluated
If traffic signals are justified, stop signs can be installed as an interim measure.

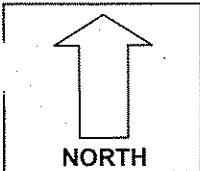
Criteria B - Crash Experience Not Evaluated
Number of crashes (0) is less than the minimum required (5).

Criteria C - Minimum Volumes and Delays Satisfied
Delay data not evaluated
Required volumes reached for 16 hours, 8 are needed

Criteria D - 80% of Volumes, Delays, and Crashes Not Evaluated
Delay data not evaluated
Required volumes reached for 0 hours, 8 are needed

Analysis of 8-Hour Volume Warrants:

Time	Major Crit Total	Minor Total	Crit C			Crit D		
			Major Crit	Minor Crit	Meets?	Major Crit	Minor Crit	Meets?
00:00 - 01:00	0	0	210-No	140-No	No	240-No	160-No	No
01:00 - 02:00	0	0	210-No	140-No	No	240-No	160-No	No
02:00 - 03:00	0	0	210-No	140-No	No	240-No	160-No	No
03:00 - 04:00	0	0	210-No	140-No	No	240-No	160-No	No
04:00 - 05:00	0	0	210-No	140-No	No	240-No	160-No	No
05:00 - 06:00	0	0	210-No	140-No	No	240-No	160-No	No
06:00 - 07:00	2,989	564	210-Yes	140-Yes	Both	240-Yes	160-Yes	Both
07:00 - 08:00	2,971	768	210-Yes	140-Yes	Both	240-Yes	160-Yes	Both
08:00 - 09:00	2,745	659	210-Yes	140-Yes	Both	240-Yes	160-Yes	Both
09:00 - 10:00	2,221	527	210-Yes	140-Yes	Both	240-Yes	160-Yes	Both
10:00 - 11:00	2,021	565	210-Yes	140-Yes	Both	240-Yes	160-Yes	Both
11:00 - 12:00	2,572	647	210-Yes	140-Yes	Both	240-Yes	160-Yes	Both
12:00 - 13:00	2,563	702	210-Yes	140-Yes	Both	240-Yes	160-Yes	Both
13:00 - 14:00	2,850	779	210-Yes	140-Yes	Both	240-Yes	160-Yes	Both
14:00 - 15:00	3,078	916	210-Yes	140-Yes	Both	240-Yes	160-Yes	Both
15:00 - 16:00	3,160	1,032	210-Yes	140-Yes	Both	240-Yes	160-Yes	Both
16:00 - 17:00	3,495	1,273	210-Yes	140-Yes	Both	240-Yes	160-Yes	Both
17:00 - 18:00	3,315	1,237	210-Yes	140-Yes	Both	240-Yes	160-Yes	Both
18:00 - 19:00	2,900	970	210-Yes	140-Yes	Both	240-Yes	160-Yes	Both
19:00 - 20:00	2,164	718	210-Yes	140-Yes	Both	240-Yes	160-Yes	Both
20:00 - 21:00	1,935	675	210-Yes	140-Yes	Both	240-Yes	160-Yes	Both
21:00 - 22:00	1,728	504	210-Yes	140-Yes	Both	240-Yes	160-Yes	Both
22:00 - 23:00	0	0	210-No	140-No	No	240-No	160-No	No
23:00 - 00:00	0	0	210-No	140-No	No	240-No	160-No	No



COUNT LOCATION:

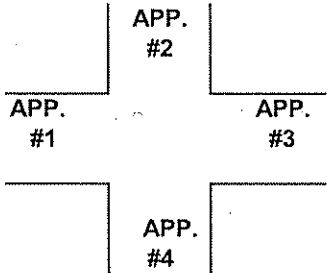
TH 65 (Central Ave.) @

DATE:

06/09/2004

CSAH 12 (109th Ave.)

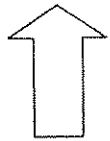
APP. #1 = CSAH 12
APP. #2 = TH 65
APP. #3 = CSAH 12
APP. #4 = TH 65



- HEAVY VEHICLE- ANY VEHICLE HAVING MORE THAN FOUR TIRES TOUCHING THE PAVEMENT
- A. TRUCKS- A HEAVY VEHICLE INVOLVED PRIMARILY IN THE TRANSPORT OF GOODS OR IN THE DELIVERY OF A SERVICE.
 - B. RV- A HEAVY VEHICLE OPERATED BY A PRIVATE MOTORIST AND INVOLVED IN THE TRANSPORT OF RECREATIONAL EQUIPMENT OR FACILITIES.
 - C. BUSES- A HEAVY VEHICLE INVOLVED IN THE TRANSPORTATION OF GROUPS OF PEOPLE.

TIME	PEDESTRIANS					HEAVY VEHICLES		
	APP. #1	APP. #2	APP. #3	APP. #4	15 MIN TOT	TRUCKS	RV	BUS
6:00-6:15AM						21		6
6:15-6:30						22		1
6:30-6:45						18		2
6:45-7:00						20		
HOURLY TOTAL						HOURLY TOTAL		90
7:00-7:15						20		3
7:15-7:30						28		
7:30-7:45						31		1
7:45-8:00						34		3
HOURLY TOTAL						HOURLY TOTAL		120
8:00-8:15						42		2
8:15-8:30						42		1
8:30-8:45						43	2	
8:45-9:00						50		3
HOURLY TOTAL						HOURLY TOTAL		185
9:00-9:15						54		2
9:15-9:30						58		4
9:30-9:45						35		
9:45-10:00						51		
HOURLY TOTAL						HOURLY TOTAL		204
10:00-10:15						58	1	
10:15-10:30						45		
10:30-10:45						34		
10:45-11:00						51	1	2
HOURLY TOTAL						HOURLY TOTAL		192
11:00-11:15						48		
11:15-11:30						47		
11:30-11:45						53		1
11:45-12:00						47		
HOURLY TOTAL						HOURLY TOTAL		196
12:00-12:15						44	1	1
12:15-12:30						38		2
12:30-12:45						38		
12:45-1:00						58	1	1
HOURLY TOTAL						HOURLY TOTAL		184
1:00-1:15						44	1	1
1:15-1:30						52		
1:30-1:45						50	2	1
1:45-2:00						41		1
HOURLY TOTAL						HOURLY TOTAL		193
					TOTAL		TOTAL	1364

1
2
3
4
5
6
7
8
9
10
11
12
13
14
15
16
17
18
19
20
21
22
23
24
25
26
27
28
29
30
31
32



NORTH

COUNT LOCATION:

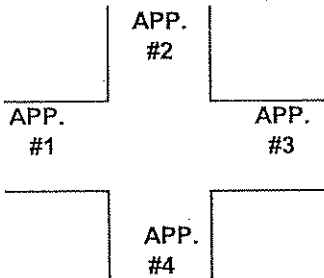
TH 65 (Central Ave.) @

DATE:

06/07/2004

CSAH 12 (109th Ave.)

APP. #1 = CSAH 12
APP. #2 = TH 65
APP. #3 = CSAH 12
APP. #4 = TH 65



HEAVY VEHICLE- ANY VEHICLE HAVING MORE THAN FOUR TIRES TOUCHING THE PAVEMENT

A. TRUCKS- A HEAVY VEHICLE INVOLVED PRIMARILY IN THE TRANSPORT OF GOODS OR IN THE DELIVERY OF A SERVICE.

B. RV- A HEAVY VEHICLE OPERATED BY A PRIVATE MOTORIST AND INVOLVED IN THE TRANSPORT OF RECREATIONAL EQUIPMENT OR FACILITIES.

C. BUSES- A HEAVY VEHICLE INVOLVED IN THE TRANSPORTATION OF GROUPS OF PEOPLE.

TIME	PEDESTRIANS					HEAVY VEHICLES		
	APP. #1	APP. #2	APP. #3	APP. #4	15 MIN TOT	TRUCKS	RV	BUS
2:00-2:15PM						57	2	2
2:15-2:30						54	2	
2:30-2:45						55		5
2:45-3:00						65	4	8
HOURLY TOTAL						HOURLY TOTAL		254
3:00-3:15						51		5
3:15-3:30						49	1	9
3:30-3:45						51	1	4
3:45-4:00						41		1
HOURLY TOTAL						HOURLY TOTAL		213
4:00-4:15						38	2	3
4:15-4:30						49	3	1
4:30-4:45						44	1	
4:45-5:00						31	1	4
HOURLY TOTAL						HOURLY TOTAL		177
5:00-5:15						36		2
5:15-5:30						24		1
5:30-5:45						26		3
5:45-6:00						17	1	1
HOURLY TOTAL						HOURLY TOTAL		111
6:00-6:15						26		1
6:15-6:30						17		1
6:30-6:45						17		
6:45-7:00						17		5
HOURLY TOTAL						HOURLY TOTAL		84
7:00-7:15						14		1
7:15-7:30						15		
7:30-7:45						8		
7:45-8:00						6		
HOURLY TOTAL						HOURLY TOTAL		44
8:00-8:15						9		
8:15-8:30						4		
8:30-8:45						8		
8:45-9:00						4		
HOURLY TOTAL						HOURLY TOTAL		25
9:00-9:15						6		
9:15-9:30						3		
9:30-9:45						6		1
9:45-10:00						8		2
HOURLY TOTAL						HOURLY TOTAL		26
					TOTAL		TOTAL	2298

1
2
3
4
5
6
7
8
9
10
11
12
13
14
15
16
17
18
19
20
21
22
23
24
25
26
27
28
29
30
31
32