


Date : 6/15/04

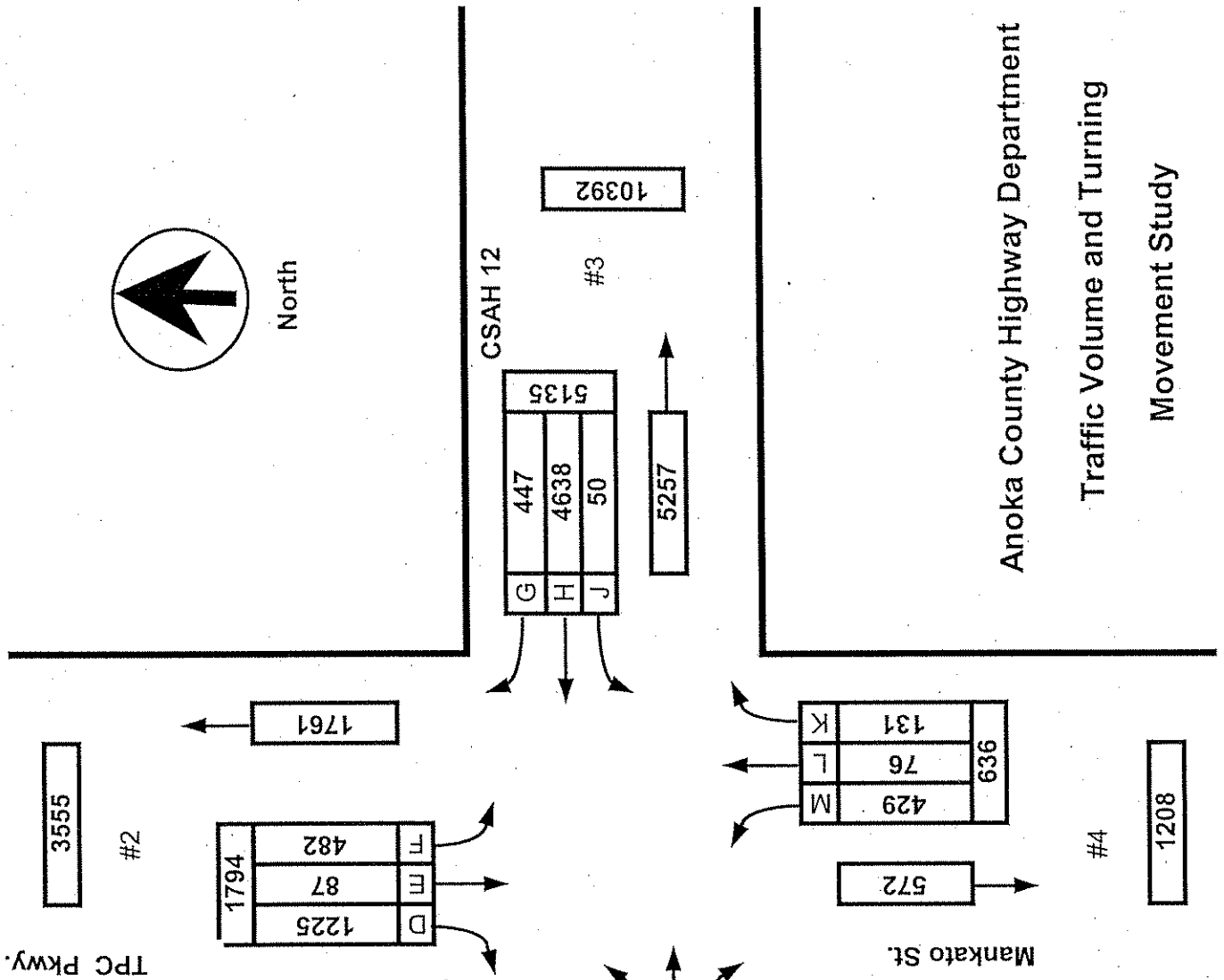
Count Number : TMC0406

Location : CSAH 12 (109th Ave.)

@ TPC Pkwy./Mankato St.



North



	LANES OF APPROACH			TOTAL
	RIGHT TURN LANE	LEFT TURN LANE	THRU LANES	
#1	0	0	2	2
#2	1	1	1	3
#3	0	0	2	2
#4	0	0	1	1

Anoka County Highway Department
 Traffic Volume and Turning
 Movement Study

Anoka County Highway Department
Traffic Engineering
Traffic Volume and Turning Movement Study

File Name : TMC0406
Site Code : 04060101
Start Date : 06/15/2004
Page No : 1

Counter: TDC-8
Counted by: Katelyn/Kyle

Groups Printed- Unshifted

Start Time	TPC Pkwy. Southbound					CSAH 12 Westbound					Mankato St. Northbound					CSAH 12 Eastbound					Exclu. Total	Inclu. Total	Int. Total
	Left	Thru	Right	Heavy	App. Total	Left	Thru	Right	Heavy	App. Total	Left	Thru	Right	Heavy	App. Total	Left	Thru	Right	Heavy	App. Total			
Factor	1.0	1.0	1.0	1.0		1.0	1.0	1.0	1.0		1.0	1.0	1.0	1.0		1.0	1.0	1.0	1.0				
06:00	11	2	7	0	20	0	22	0	1	22	4	0	0	4	4	1	49	6	1	56	6	102	108
06:15	8	5	24	1	37	6	35	2	2	43	1	0	2	1	3	4	56	17	2	77	6	160	166
06:30	14	3	25	1	42	4	53	2	4	59	1	0	1	1	2	6	79	6	4	91	10	194	204
06:45	22	8	30	0	60	5	64	3	6	72	2	0	2	0	4	1	94	11	3	106	9	242	251
Total	55	18	86	2	159	15	174	7	13	196	8	0	5	6	13	12	278	40	10	330	31	698	729
07:00	22	4	29	0	55	1	64	3	8	68	4	0	1	0	6	4	61	15	1	80	9	209	218
07:15	15	4	27	0	46	1	52	3	1	56	6	0	2	3	8	5	67	7	4	79	8	189	197
07:30	22	5	31	0	58	1	72	0	2	73	1	0	3	2	4	7	84	13	7	104	11	239	250
07:45	12	10	24	0	46	0	50	2	3	52	5	0	2	1	7	6	92	16	8	114	12	219	231
Total	71	23	111	0	205	3	238	8	14	249	16	1	8	6	25	22	304	51	20	377	40	856	896
08:00	14	1	28	1	43	2	62	5	4	69	6	1	1	2	8	9	75	12	8	96	15	216	231
08:15	11	1	22	1	34	0	48	1	6	49	3	2	0	0	5	13	63	12	7	88	14	176	190
08:30	9	0	31	0	40	0	47	2	1	49	7	0	2	1	9	6	65	10	5	81	7	179	186
08:45	7	0	28	0	35	2	40	5	1	47	3	0	1	0	4	9	56	7	17	72	18	158	176
Total	41	2	109	2	152	4	197	13	12	214	19	3	4	3	26	37	259	41	37	337	54	729	783
09:00	7	1	18	0	26	0	53	1	4	54	6	0	2	2	8	8	46	6	7	60	13	148	161
09:15	9	0	18	1	27	0	35	2	2	37	5	0	0	0	5	16	44	8	12	68	15	137	152
09:30	12	1	19	0	32	0	43	2	0	45	12	0	0	1	12	8	61	6	4	75	5	164	169
09:45	6	0	27	1	33	0	54	2	3	56	1	1	2	0	4	10	79	7	17	96	21	189	210
Total	34	2	82	2	118	0	185	7	9	192	24	1	4	3	29	42	230	27	40	299	54	638	692
10:00	8	0	12	0	20	0	36	2	1	38	2	0	1	0	3	18	47	12	10	77	11	138	149
10:15	3	0	15	0	18	1	47	9	2	57	3	0	3	0	6	18	51	9	7	78	9	159	168
10:30	19	3	52	2	74	4	86	9	9	99	7	1	1	2	9	13	68	10	15	91	28	273	301
10:45	5	1	18	0	24	1	59	6	0	66	10	1	0	0	11	17	72	4	10	93	10	194	204
Total	35	4	97	2	136	6	228	26	12	260	22	2	5	2	29	66	238	35	42	339	58	764	822
11:00	4	0	18	0	22	1	63	7	9	71	10	2	0	0	12	16	73	5	11	94	20	199	219
11:15	8	1	21	0	30	1	70	2	7	73	9	2	2	3	13	19	51	13	12	83	22	199	221
11:30	7	0	20	1	27	0	65	7	2	72	15	0	4	3	19	19	70	15	13	104	19	222	241
11:45	5	2	10	0	17	0	59	5	7	64	8	0	3	1	11	20	76	13	10	109	18	201	219
Total	24	3	69	1	96	2	257	21	25	280	42	4	9	7	55	74	270	46	46	390	79	821	900
12:00	8	3	10	1	21	1	97	4	3	102	24	1	1	3	26	20	69	13	8	102	15	251	266
12:15	3	1	18	2	22	2	59	10	3	71	8	1	1	0	10	30	78	16	13	124	18	227	245
12:30	5	2	12	0	19	2	80	5	6	87	10	0	1	0	11	14	95	12	14	121	20	238	258
12:45	11	0	21	0	32	0	71	8	7	79	6	0	1	3	7	12	67	8	14	87	24	205	229
Total	27	6	61	3	94	5	307	27	19	339	48	2	4	6	54	76	309	49	49	434	77	921	998
13:00	6	2	14	2	22	0	72	5	6	77	7	0	1	2	8	13	74	19	9	106	19	213	232
13:15	8	2	20	2	30	2	62	6	5	70	10	0	3	1	13	12	65	12	10	89	18	202	220
13:30	5	0	14	0	19	1	55	3	7	59	5	0	1	1	6	11	76	7	10	94	18	178	196
13:45	8	1	11	1	20	1	76	7	11	84	6	1	5	2	12	23	78	8	13	109	27	225	252
Total	27	5	59	5	91	4	265	21	29	290	28	1	10	6	39	59	293	46	42	398	82	818	900
14:00	4	1	23	1	28	1	75	1	6	77	5	0	2	0	7	10	80	3	16	93	23	205	228
14:15	7	3	15	1	25	0	81	2	7	83	2	3	2	1	7	14	75	3	6	92	15	207	222
14:30	3	1	20	1	24	1	73	3	5	77	8	0	0	1	8	12	84	5	6	101	13	210	223
14:45	7	2	15	1	24	0	83	5	6	86	4	2	1	3	7	26	72	7	6	105	16	224	240
Total	21	7	73	4	101	2	312	11	24	325	19	5	5	5	29	62	311	18	34	391	67	846	913
15:00	4	0	16	0	20	1	86	4	4	91	10	1	2	2	13	12	74	5	10	91	16	215	231
15:15	3	0	13	0	16	1	92	8	2	101	4	1	2	0	7	23	78	9	10	110	12	234	246
15:30	7	0	21	0	28	0	103	7	1	110	13	5	4	0	22	22	95	5	7	122	8	282	290
15:45	4	0	15	0	19	0	104	9	3	113	12	0	0	1	12	32	84	3	5	119	9	263	272
Total	18	0	65	0	83	2	385	28	10	415	39	7	8	3	54	89	331	22	32	442	45	994	1039
16:00	5	0	4	0	9	0	89	13	4	102	16	0	3	2	19	24	70	6	5	100	11	230	241
16:15	7	0	14	0	21	3	54	10	1	67	18	5	10	1	33	21	60	6	7	87	9	208	217
16:30	5	0	13	2	18	0	120	18	4	138	30	1	24	3	55	19	90	5	10	114	19	325	344
16:45	3	2	24	0	29	1	114	15	2	130	14	8	4	1	26	44	89	3	8	136	11	321	332
Total	20	2	55	2	77	4	377	56	11	437	78	14	41	7	133	108	309	20	30	437	50	1084	1134
17:00	5	0	12	0	17	1	115	23	6	139	20	4	7	1	31	21	100	2	1	123	8	310	318
17:15	6	0	28	0	34	0	118	26	0	144	10	2	4	0	16	43	85	2	1	130	1	324	325
17:30	5	0	22	0	27	0	126	15	2	141	6	4	1	0	11	30	96	2	2	128	4	307	311
17:45	7	5	27	0	39	0	122	22	2	144	4	4	2	0	10	39	94	4	6	137	8	330	338
Total	23	5	89	0	117	1	481	86	10	568	40	14	14	1	68	133	375	10	10	518	21	1271	1292

Anoka County Highway Department
 Traffic Engineering
 Traffic Volume and Turning Movement Stud

File Name : TMC0406
 Site Code : 04060101
 Start Date : 06/15/2004
 Page No : 2

Weather:
 Junter: TDC-8
 Counted by: Katelyn/Kyle

Groups Printed- Unshifted

Start Time	TPC Pkwy. Southbound					CSAH 12 Westbound					Mankato St. Northbound					CSAH 12 Eastbound					Exclu. Total	Inclu. Total	Int. Total
	Left	Thru	Right	Heavy	App. Total	Left	Thru	Right	Heavy	App. Total	Left	Thru	Right	Heavy	App. Total	Left	Thru	Right	Heavy	App. Total			
Factor	1.0	1.0	1.0	1.0		1.0	1.0	1.0	1.0		1.0	1.0	1.0	1.0		1.0	1.0	1.0	1.0				
18:00	5	2	29	0	36	0	117	12	0	129	8	2	1	0	11	43	82	3	3	128	3	304	307
18:15	3	1	32	0	36	0	123	12	2	135	2	1	1	0	4	32	100	3	7	135	9	310	319
18:30	9	1	24	1	34	0	108	17	1	125	3	0	1	0	4	42	95	0	3	137	5	300	305
18:45	6	2	25	0	33	1	123	9	0	133	3	2	3	0	8	25	83	1	4	109	4	283	287
Total	23	6	110	1	139	1	471	50	3	522	16	5	6	0	27	142	360	7	17	509	21	1197	1218
19:00	2	1	20	0	23	0	90	6	1	96	4	2	1	0	7	28	72	1	0	101	1	227	228
19:15	9	0	18	0	27	0	91	7	1	98	4	0	2	1	6	22	59	3	2	84	4	215	219
19:30	2	0	15	0	17	1	67	9	0	77	0	2	0	0	2	30	76	0	0	106	0	202	202
19:45	2	2	15	0	19	0	76	7	2	83	5	0	0	0	5	27	66	0	1	93	3	200	203
Total	15	3	68	0	86	1	324	29	4	354	13	4	3	1	20	107	273	4	3	384	8	844	852
20:00	4	0	10	0	14	0	72	5	0	77	1	3	0	0	4	32	62	0	0	94	0	189	189
20:15	4	0	13	0	17	0	63	9	3	72	1	0	0	0	1	31	72	1	2	104	5	194	199
20:30	9	0	8	0	17	0	77	3	0	80	5	1	0	0	6	40	84	1	2	125	2	228	230
20:45	6	0	20	0	26	0	51	6	3	57	1	1	1	0	3	31	74	7	1	112	4	198	202
Total	23	0	51	0	74	0	263	23	6	286	8	5	1	0	14	134	292	9	5	435	11	809	820
21:00	12	1	9	0	22	0	28	10	0	38	4	3	2	0	9	12	49	8	0	69	0	138	138
21:15	7	0	9	0	16	0	65	6	0	71	2	2	0	0	4	26	61	1	0	88	0	179	179
21:30	4	0	11	0	15	0	46	9	0	55	3	2	2	2	7	22	49	0	2	71	4	148	152
21:45	2	0	11	0	13	0	35	9	0	44	0	1	0	0	1	15	53	1	0	69	0	127	127
Total	25	1	40	0	66	0	174	34	0	208	9	8	4	2	21	75	212	10	2	297	4	592	596
Grand Total	482	87	122	24	1794	50	463	447	201	5135	429	76	131	58	636	123	464	435	419	6317	702	13882	14584
Apprch %	26.9	4.8	68.3			1.0	90.3	8.7			67.5	11.9	20.6			19.6	73.5	6.9			4.8	95.2	
Total %	3.5	0.6	8.8		12.9	0.4	33.4	3.2		37.0	3.1	0.5	0.9		4.6	8.9	33.5	3.1		45.5			

**ANOKA COUNTY HIGHWAY
PC-WARRANTS
TRAFFIC SIGNAL WARRANT ANALYSIS**

Study Name : TMC0406
Study Date : 06/18/04
Page No. : 1

Signal Warrants - Summary

Major Street Approaches

Eastbound: CSAH 12
Number of Lanes: 2
Approach Speed: 55
Total Approach Volume: 6,317

Westbound: CSAH 12
Number of Lanes: 2
Approach Speed: 55
Total Approach Volume: 5,135

Minor Street Approaches

Northbound: Mankato St.
Number of Lanes: 2

Total Approach Volume: 636

Southbound: TPC Pkwy
Number of Lanes: 2

Total Approach Volume: 1,794

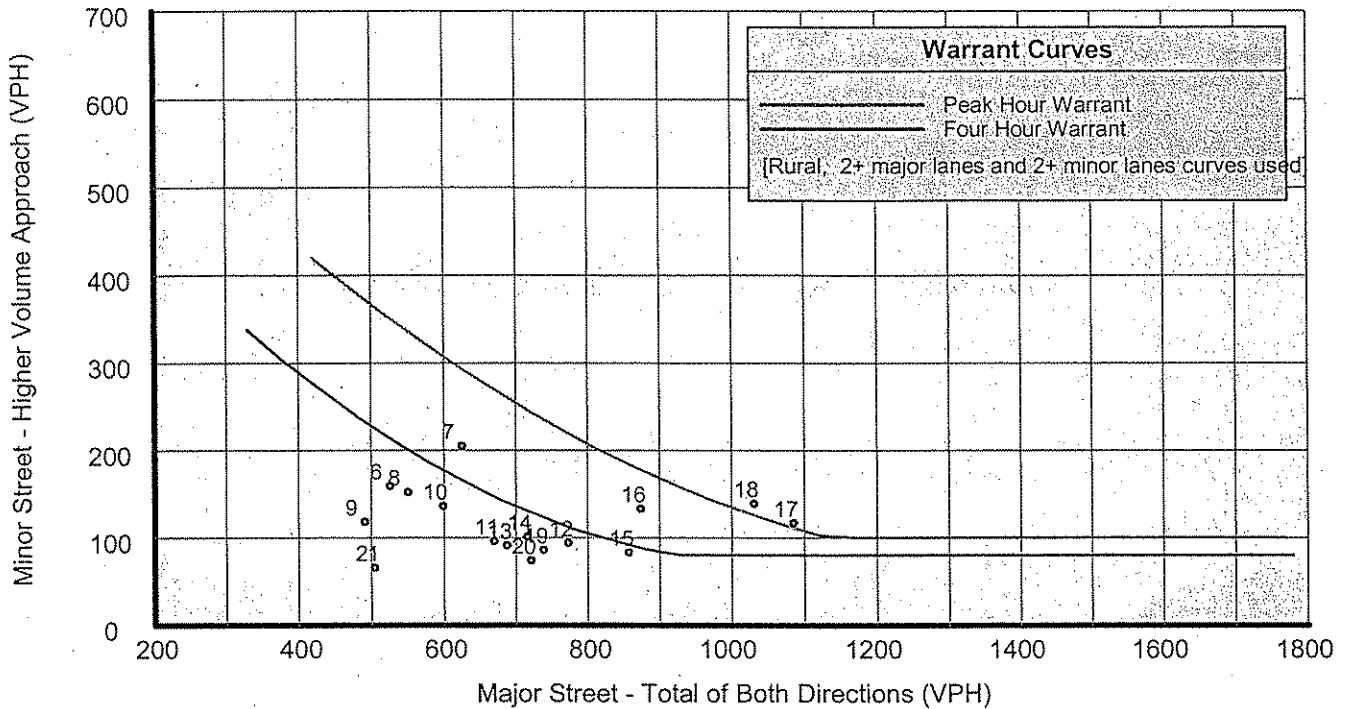
Warrant Summary (Rural values apply.)

Warrant 1 - Eight Hour Vehicular Volumes	Satisfied
Warrant 1A - Minimum Vehicular Volume	Not Satisfied
Required volumes reached for 3 hours, 8 are needed	
Warrant 1B - Interruption of Continuous Traffic	Satisfied
Required volumes reached for 10 hours, 8 are needed	
Warrant 1 A&B - Combination of Warrants	Not Satisfied
Required volumes reached for 7 hours, 8 are needed	
Warrant 2 - Four Hour Volumes	Satisfied
Number of hours (4) volumes exceed minimum >= minimum required (4).	
Warrant 3 - Peak Hour	Satisfied
Warrant 3A - Peak Hour Volumes	Satisfied
Volumes exceed minimums for at least one hour.	
Warrant 3B - Peak Hour Delay	Satisfied
Number of hours (7) volumes exceed minimum >= required (1). Delay data not evaluated.	
Warrant 4 - Pedestrian Volumes	Not Evaluated
Warrant 5 - School Crossing	Not Evaluated
Warrant 6 - Coordinated Signal System	Not Evaluated
Warrant 7 - Crash Experience	Not Evaluated
Warrant 8 - Roadway Network	Not Evaluated

ANOKA COUNTY HIGHWAY PC-WARRANTS TRAFFIC SIGNAL WARRANT ANALYSIS

Study Name : TMC0406
Study Date : 06/18/04
Page No. : 2

Signal Warrants - Summary



Analysis of 8-Hour Volume Warrants:

Hour Begin	Major Total	Higher Minor Vol	Dir	War-1A			War-1B			War-1A&B		
				Major Crit.	Minor Crit.	Meets?	Major Crit.	Minor Crit.	Meets?	Major Crit.	Minor Crit.	Meets?
00:00	0	0	NB	420-No	140-No	---	630-No	70-No	---	504-No	112-No	---
01:00	0	0	NB	420-No	140-No	---	630-No	70-No	---	504-No	112-No	---
02:00	0	0	NB	420-No	140-No	---	630-No	70-No	---	504-No	112-No	---
03:00	0	0	NB	420-No	140-No	---	630-No	70-No	---	504-No	112-No	---
04:00	0	0	NB	420-No	140-No	---	630-No	70-No	---	504-No	112-No	---
05:00	0	0	NB	420-No	140-No	---	630-No	70-No	---	504-No	112-No	---
06:00	526	159	SB	420-Yes	140-Yes	Both	630-No	70-Yes	Minor	504-Yes	112-Yes	Both
07:00	626	205	SB	420-Yes	140-Yes	Both	630-No	70-Yes	Minor	504-Yes	112-Yes	Both
08:00	551	152	SB	420-Yes	140-Yes	Both	630-No	70-Yes	Minor	504-Yes	112-Yes	Both
09:00	491	118	SB	420-Yes	140-No	Major	630-No	70-Yes	Minor	504-No	112-Yes	Minor
10:00	599	136	SB	420-Yes	140-No	Major	630-No	70-Yes	Minor	504-Yes	112-Yes	Both
11:00	670	96	SB	420-Yes	140-No	Major	630-Yes	70-Yes	Both	504-Yes	112-No	Major
12:00	773	94	SB	420-Yes	140-No	Major	630-Yes	70-Yes	Both	504-Yes	112-No	Major
13:00	688	91	SB	420-Yes	140-No	Major	630-Yes	70-Yes	Both	504-Yes	112-No	Major
14:00	716	101	SB	420-Yes	140-No	Major	630-Yes	70-Yes	Both	504-Yes	112-No	Major
15:00	857	83	SB	420-Yes	140-No	Major	630-Yes	70-Yes	Both	504-Yes	112-No	Major
16:00	874	133	NB	420-Yes	140-No	Major	630-Yes	70-Yes	Both	504-Yes	112-Yes	Both
17:00	1,086	117	SB	420-Yes	140-No	Major	630-Yes	70-Yes	Both	504-Yes	112-Yes	Both
18:00	1,031	139	SB	420-Yes	140-No	Major	630-Yes	70-Yes	Both	504-Yes	112-Yes	Both
19:00	738	86	SB	420-Yes	140-No	Major	630-Yes	70-Yes	Both	504-Yes	112-No	Major
20:00	721	74	SB	420-Yes	140-No	Major	630-Yes	70-Yes	Both	504-Yes	112-No	Major
21:00	505	66	SB	420-Yes	140-No	Major	630-No	70-No	---	504-Yes	112-No	Major
22:00	0	0	NB	420-No	140-No	---	630-No	70-No	---	504-No	112-No	---
23:00	0	0	NB	420-No	140-No	---	630-No	70-No	---	504-No	112-No	---

**ANOKA COUNTY HIGHWAY
PC-WARRANTS
TRAFFIC SIGNAL WARRANT ANALYSIS**

Study Name : TMC0406
Study Date : 06/18/04

Multi-Way Stop Warrant Report

Major Street Approaches

Eastbound: CSAH 12
Total Approach Volume: 6,317
Approach Speed: 55

Westbound: CSAH 12
Total Approach Volume: 5,135
Approach Speed: 55

Minor Street Approaches

Northbound: Mankato St.
Total Approach Volume: 636

Southbound: TPC Pkwy.
Total Approach Volume: 1,794

Warrant Summary

Criteria A - Interim Measure Not Evaluated
If traffic signals are justified, stop signs can be installed as an interim measure.

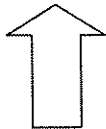
Criteria B - Crash Experience Not Evaluated
Number of crashes (0) is less than the minimum required (5).

Criteria C - Minimum Volumes and Delays Satisfied
Delay data not evaluated
Required volumes reached for 10 hours, 8 are needed

Criteria D - 80% of Volumes, Delays, and Crashes Not Evaluated
Delay data not evaluated
Required volumes reached for 0 hours, 8 are needed

Analysis of 8-Hour Volume Warrants:

Time	Major Crit Total	Minor Total	Crit C			Crit D		
			Major Crit	Minor Crit	Meets?	Major Crit	Minor Crit	Meets?
00:00 - 01:00	0	0	210-No	140-No	No	240-No	160-No	No
01:00 - 02:00	0	0	210-No	140-No	No	240-No	160-No	No
02:00 - 03:00	0	0	210-No	140-No	No	240-No	160-No	No
03:00 - 04:00	0	0	210-No	140-No	No	240-No	160-No	No
04:00 - 05:00	0	0	210-No	140-No	No	240-No	160-No	No
05:00 - 06:00	0	0	210-No	140-No	No	240-No	160-No	No
06:00 - 07:00	526	172	210-Yes	140-Yes	Both	240-Yes	160-Yes	Both
07:00 - 08:00	626	230	210-Yes	140-Yes	Both	240-Yes	160-Yes	Both
08:00 - 09:00	551	178	210-Yes	140-Yes	Both	240-Yes	160-Yes	Both
09:00 - 10:00	491	147	210-Yes	140-Yes	Both	240-Yes	160-No	Major
10:00 - 11:00	599	165	210-Yes	140-Yes	Both	240-Yes	160-Yes	Both
11:00 - 12:00	670	151	210-Yes	140-Yes	Both	240-Yes	160-No	Major
12:00 - 13:00	773	148	210-Yes	140-Yes	Both	240-Yes	160-No	Major
13:00 - 14:00	688	130	210-Yes	140-No	Major	240-Yes	160-No	Major
14:00 - 15:00	716	130	210-Yes	140-No	Major	240-Yes	160-No	Major
15:00 - 16:00	857	137	210-Yes	140-No	Major	240-Yes	160-No	Major
16:00 - 17:00	874	210	210-Yes	140-Yes	Both	240-Yes	160-Yes	Both
17:00 - 18:00	1,086	185	210-Yes	140-Yes	Both	240-Yes	160-Yes	Both
18:00 - 19:00	1,031	166	210-Yes	140-Yes	Both	240-Yes	160-Yes	Both
19:00 - 20:00	738	106	210-Yes	140-No	Major	240-Yes	160-No	Major
20:00 - 21:00	721	88	210-Yes	140-No	Major	240-Yes	160-No	Major
21:00 - 22:00	505	87	210-Yes	140-No	Major	240-Yes	160-No	Major
22:00 - 23:00	0	0	210-No	140-No	No	240-No	160-No	No
23:00 - 00:00	0	0	210-No	140-No	No	240-No	160-No	No



COUNT LOCATION:

CSAH 12 (109th AVE.) @

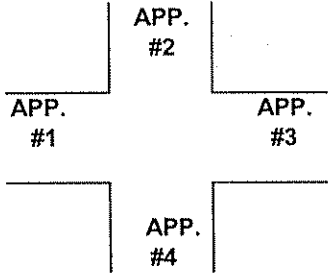
DATE:

06/15/2004

TPC Pkwy./Mankato St.

NORTH

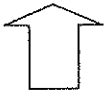
APP. #1 = CSAH 12
APP. #2 = TPC Pkwy.
APP. #3 = CSAH 12
APP. #4 = Mankato St.



- HEAVY VEHICLE- ANY VEHICLE HAVING MORE THAN FOUR TIRES TOUCHING THE PAVEMENT
- A. TRUCKS- A HEAVY VEHICLE INVOLVED PRIMARILY IN THE TRANSPORT OF GOODS OR IN THE DELIVERY OF A SERVICE.
 - B. RV- A HEAVY VEHICLE OPERATED BY A PRIVATE MOTORIST AND INVOLVED IN THE TRANSPORT OF RECREATIONAL EQUIPMENT OR FACILITIES.
 - C. BUSES- A HEAVY VEHICLE INVOLVED IN THE TRANSPORTATION OF GROUPS OF PEOPLE.

TIME	PEDESTRIANS					HEAVY VEHICLES		
	APP. #1	APP. #2	APP. #3	APP. #4	15 MIN TOT	TRUCKS	RV	BUS
6:00-6:15AM						5		1
6:15-6:30						5		1
6:30-6:45				1	1	10		
6:45-7:00						9		
HOURLY TOTAL					1	HOURLY TOTAL		31
7:00-7:15						11		
7:15-7:30						5		1
7:30-7:45						11		
7:45-8:00						11		1
HOURLY TOTAL						HOURLY TOTAL		40
8:00-8:15						14		1
8:15-8:30				1	1	13		1
8:30-8:45						7		
8:45-9:00	1				1	17		1
HOURLY TOTAL					2	HOURLY TOTAL		54
9:00-9:15				1	1	13		
9:15-9:30						14		1
9:30-9:45						5		
9:45-10:00						20		
HOURLY TOTAL					1	HOURLY TOTAL		53
10:00-10:15				1	1	11		
10:15-10:30						10		
10:30-10:45						28		
10:45-11:00						10		
HOURLY TOTAL					1	HOURLY TOTAL		59
11:00-11:15				4	4	25		
11:15-11:30						20		
11:30-11:45						19		
11:45-12:00						16		
HOURLY TOTAL					4	HOURLY TOTAL		80
12:00-12:15						20		
12:15-12:30						15		2
12:30-12:45						20		
12:45-1:00						21		3
HOURLY TOTAL						HOURLY TOTAL		81
1:00-1:15						18		1
1:15-1:30						17		1
1:30-1:45						18		
1:45-2:00				1	1	23		4
HOURLY TOTAL					1	HOURLY TOTAL		82
					TOTAL		TOTAL	449

1
2
3
4
5
6
7
8
9
10
11
12
13
14
15
16
17
18
19
20
21
22
23
24
25
26
27
28
29
30
31
32



NORTH

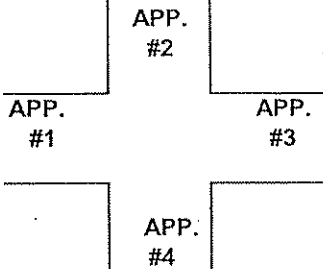
APP. #1 = CSAH 12
APP. #2 = TPC Pkwy.
APP. #3 = CSAH 12
APP. #4 = Mankato St.

COUNT LOCATION:

CSAH 12 (109th AVE.) @
TPC Pkwy./Mankato St.

DATE:

06/16/2004



- HEAVY VEHICLE- ANY VEHICLE HAVING MORE THAN FOUR TIRES TOUCHING THE PAVEMENT
- A. TRUCKS- A HEAVY VEHICLE INVOLVED PRIMARILY IN THE TRANSPORT OF GOODS OR IN THE DELIVERY OF A SERVICE.
 - B. RV- A HEAVY VEHICLE OPERATED BY A PRIVATE MOTORIST AND INVOLVED IN THE TRANSPORT OF RECREATIONAL EQUIPMENT OR FACILITIES.
 - C. BUSES- A HEAVY VEHICLE INVOLVED IN THE TRANSPORTATION OF GROUPS OF PEOPLE.

TIME	PEDESTRIANS					HEAVY VEHICLES		
	APP. #1	APP. #2	APP. #3	APP. #4	15 MIN TOT	TRUCKS	RV	BUS
2:00-2:15PM						22	1	
2:15-2:30						15		
2:30-2:45						13		
2:45-3:00						15		1
HOURLY TOTAL						HOURLY TOTAL		67
3:00-3:15						16		1
3:15-3:30				2	2	10		1
3:30-3:45						7		
3:45-4:00						9		
HOURLY TOTAL					2	HOURLY TOTAL		44
4:00-4:15						9		2
4:15-4:30						9		
4:30-4:45						19		
4:45-5:00						9		1
HOURLY TOTAL						HOURLY TOTAL		49
5:00-5:15						7		1
5:15-5:30						1		
5:30-5:45						4		
5:45-6:00	1				1	7		1
HOURLY TOTAL					1	HOURLY TOTAL		21
6:00-6:15						1		2
6:15-6:30	1				1	8		1
6:30-6:45	1				1	4		1
6:45-7:00						4		
HOURLY TOTAL					2	HOURLY TOTAL		21
7:00-7:15			1			1		
7:15-7:30						2		2
7:30-7:45								
7:45-8:00						1	1	1
HOURLY TOTAL					1	HOURLY TOTAL		8
8:00-8:15								
8:15-8:30						4		1
8:30-8:45						2		
8:45-9:00						3		1
HOURLY TOTAL						HOURLY TOTAL		11
9:00-9:15								
9:15-9:30			1		1			
9:30-9:45						3		1
9:45-10:00								
HOURLY TOTAL					1	HOURLY TOTAL		4
TOTAL						TOTAL		473

1
2
3
4
5
6
7
8
9
10
11
12
13
14
15
16
17
18
19
20
24
25
26
27
28
29
30
31
32