


Date : 6/21/04

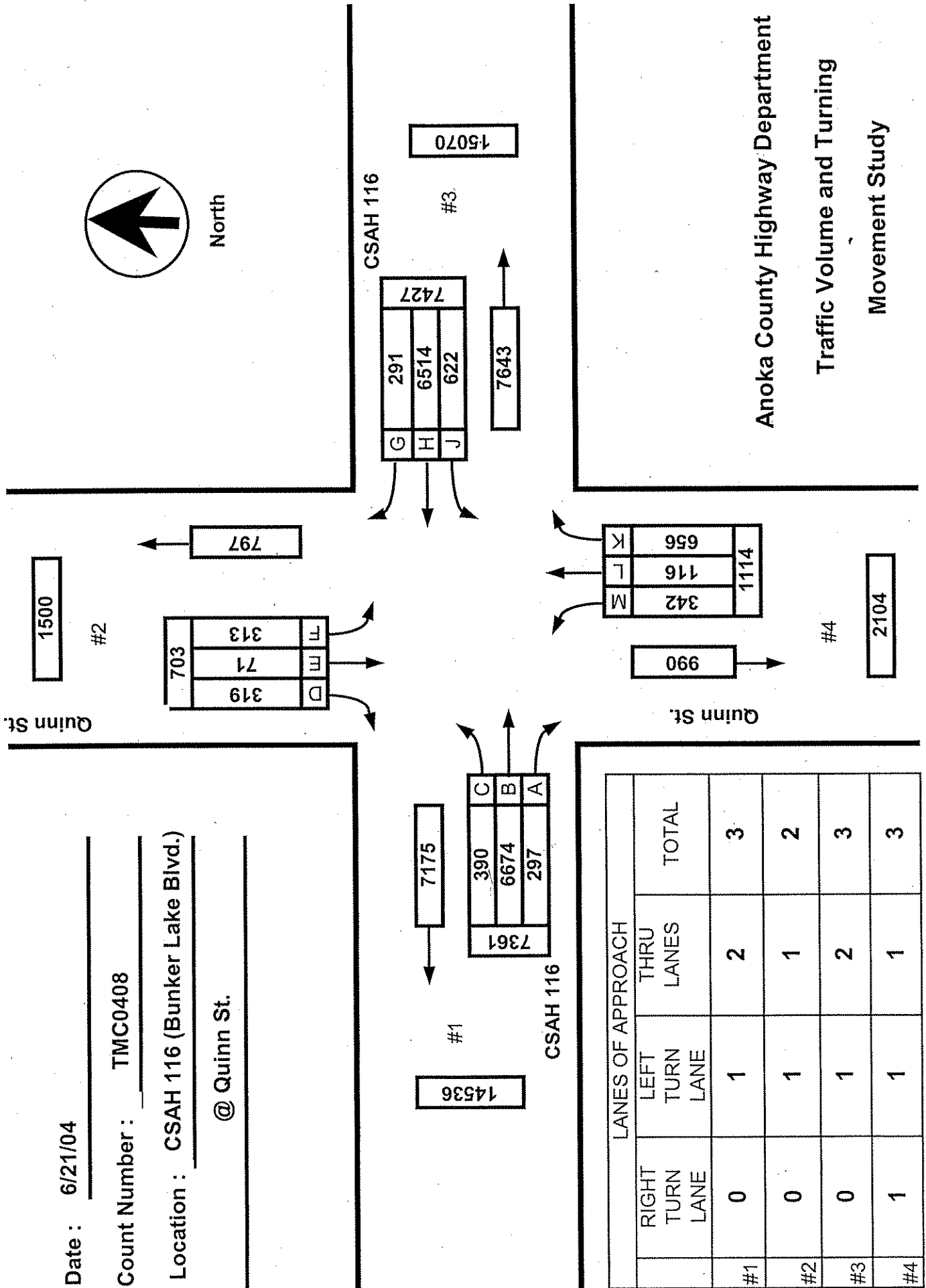
Count Number : TMC0408

Location : CSAH 116 (Bunker Lake Blvd.)

@ Quinn St.



North



	LANES OF APPROACH			TOTAL
	RIGHT TURN LANE	LEFT TURN LANE	THRU LANES	
#1	0	1	2	3
#2	0	1	1	2
#3	0	1	2	3
#4	1	1	1	3

Anoka County Highway Department
 Traffic Volume and Turning
 Movement Study

Anoka County Highway Department
Traffic Engineering
Traffic Volume and Turning Movement Study

File Name : TMC0408
Site Code : 04080101
Start Date : 06/21/2004
Page No : 1

Weather: Rainy and Mild
Counter: TDC-8
Counted by: Katelyn/Kyle

Groups Printed- Unshifted

Start Time	Quinn St. Southbound					CSAH 116 Westbound					Quinn St. Northbound					CSAH 116 Eastbound					Exclu. Total	Inclu. Total	Int. Total					
	Left	Thru	Right	Heavy	App. Total	Left	Thru	Right	Heavy	App. Total	Left	Thru	Right	Heavy	App. Total	Left	Thru	Right	Heavy	App. Total								
Factor	1.0	1.0	1.0	1.0		1.0	1.0	1.0	1.0		1.0	1.0	1.0	1.0		1.0	1.0	1.0	1.0		1.0	1.0	1.0	1.0				
06:00	12	0	2	0	14	8	30	1	2	39	0	0	3	0	3	0	50	3	2	53	4	109			113			
06:15	9	0	8	0	17	9	39	1	2	49	1	0	1	0	2	1	77	1	5	79	7	147			154			
06:30	13	0	12	0	25	3	75	6	0	84	0	0	2	0	2	0	92	0	6	92	6	203			209			
06:45	9	0	10	0	19	4	61	1	1	66	0	0	1	0	1	2	130	0	12	132	13	218			231			
Total	43	0	32	0	75	24	205	9	5	238	1	0	7	0	8	3	349	4	25	356	30	677			707			
07:00	12	0	4	0	16	5	95	2	11	102	3	1	5	0	9	3	90	5	5	98	16	225			241			
07:15	5	1	9	2	15	4	100	3	9	107	0	0	2	0	2	1	87	3	1	91	12	215			227			
07:30	6	0	5	2	11	8	91	0	2	99	1	0	5	1	6	1	117	1	6	119	11	235			246			
07:45	6	0	6	0	12	7	122	0	4	129	1	10	7	1	8	2	110	3	8	115	13	264			277			
Total	29	1	24	4	54	24	408	5	26	437	5	1	19	2	25	7	404	12	20	423	52	939			991			
08:00	6	1	8	2	15	6	80	1	6	87	2	1	3	1	6	1	68	2	7	71	16	179			195			
08:15	7	1	5	0	13	13	92	2	6	107	0	0	4	0	4	0	85	3	11	88	17	212			229			
08:30	1	1	6	0	8	7	79	3	8	89	6	0	5	0	11	4	79	4	11	87	19	195			214			
08:45	6	0	5	2	11	3	101	1	4	105	2	1	4	0	7	1	79	1	8	81	14	204			218			
Total	20	3	24	4	47	29	352	7	24	388	10	2	16	1	28	6	311	10	37	327	66	790			856			
09:00	0	0	1	0	1	3	19	0	4	22	2	1	1	0	4	2	62	5	11	69	15	96			111			
09:15	4	1	5	0	10	10	68	4	10	82	2	1	5	0	8	5	77	4	10	86	20	186			206			
09:30	3	1	2	0	6	7	76	5	4	88	3	0	8	0	11	2	64	3	5	69	9	174			183			
09:45	4	0	4	0	8	4	102	2	11	108	3	0	7	0	10	2	89	7	5	98	16	224			240			
Total	11	2	12	0	25	24	265	11	29	300	10	2	21	0	33	11	292	19	31	322	60	680			740			
10:00	4	3	0	0	7	8	83	1	6	92	2	0	9	1	11	5	73	0	9	78	16	188			204			
10:15	3	0	7	0	10	4	84	1	6	89	4	1	3	0	8	4	97	3	3	104	9	211			220			
10:30	1	1	2	0	4	9	86	2	7	97	6	0	7	1	13	5	76	3	5	84	13	198			211			
10:45	3	0	2	0	5	7	110	5	14	122	2	0	8	1	10	4	96	5	10	105	25	242			267			
Total	11	4	11	0	26	28	363	9	33	400	14	1	27	3	42	18	342	11	27	371	63	839			902			
11:00	4	1	4	0	9	8	86	0	12	94	5	0	4	0	9	6	68	6	8	80	20	192			212			
11:15	2	0	5	0	7	12	86	0	9	98	6	2	11	0	19	6	96	3	4	105	13	229			242			
11:30	1	0	1	0	2	13	112	5	14	130	6	1	15	4	22	2	89	9	13	100	31	254			285			
11:45	3	0	1	1	4	18	79	3	7	100	1	1	14	0	16	5	103	7	8	115	16	235			251			
Total	10	1	11	1	22	51	363	8	42	422	18	4	44	4	66	19	356	25	33	400	80	910			990			
12:00	1	0	6	0	7	16	81	15	7	112	3	1	22	1	26	6	94	5	6	105	14	250			264			
12:15	2	1	2	1	5	10	117	9	14	136	6	1	10	1	17	2	80	4	5	86	21	244			265			
12:30	0	0	6	0	6	10	97	2	7	109	7	1	13	0	21	6	83	9	7	98	14	234			248			
12:45	2	1	3	0	6	10	113	8	11	131	3	3	11	0	17	2	104	11	8	117	19	271			290			
Total	5	2	17	1	24	46	408	34	39	488	19	6	56	2	81	16	361	29	26	406	68	999			1067			
13:00	3	0	4	0	7	9	82	3	4	94	13	1	10	0	24	7	118	11	5	136	9	261			270			
13:15	4	1	7	0	12	8	82	3	4	93	6	2	9	0	17	8	105	5	7	118	11	240			251			
13:30	1	0	4	0	5	8	108	3	9	119	3	0	11	0	14	7	99	6	12	112	21	250			271			
13:45	5	3	4	0	12	12	84	1	3	97	8	0	11	0	19	5	104	7	6	116	9	244			253			
Total	13	4	19	0	36	37	356	10	20	403	30	3	41	0	74	27	426	29	30	482	50	995			1045			
14:00	1	2	6	0	9	6	98	3	5	107	5	1	10	1	16	7	90	5	6	102	12	234			246			
14:15	5	1	1	0	7	15	129	4	4	148	4	0	16	0	20	8	117	7	8	132	12	307			319			
14:30	7	3	4	0	14	7	101	3	5	111	7	0	14	1	21	10	90	7	6	107	12	253			265			
14:45	7	1	7	1	15	10	116	8	9	134	6	3	15	0	24	9	124	5	3	138	13	311			324			
Total	20	7	18	1	45	38	444	18	23	500	22	4	55	2	81	34	421	24	23	479	49	1105			1154			
15:00	1	0	2	0	3	14	122	5	9	141	7	2	12	0	21	10	126	8	5	144	14	309			323			
15:15	2	0	4	1	6	8	73	7	5	88	8	2	18	0	28	7	158	4	8	169	14	291			305			
15:30	5	1	10	0	16	17	129	2	5	148	10	4	19	0	33	9	173	9	7	191	12	388			400			
15:45	5	2	5	0	12	21	197	11	11	229	13	6	20	0	39	6	132	5	5	143	16	423			439			
Total	13	3	21	1	37	60	521	25	30	606	38	14	69	0	121	32	589	26	25	647	56	1411			1467			
16:00	2	1	9	0	12	11	156	6	5	173	10	3	12	0	25	12	132	3	5	147	10	357			367			
16:15	1	0	4	0	5	10	197	10	9	217	15	3	16	0	34	9	135	3	2	147	11	403			414			
16:30	6	0	1	0	7	4	167	3	5	174	6	4	18	0	28	4	149	1	1	154	6	363			369			
16:45	8	2	3	0	13	20	146	9	3	175	11	4	14	0	29	12	131	12	3	155	6	372			378			
Total	17	3	17	0	37	45	666	28	22	739	42	14	60	0	116	37	547	19	11	603	33	1495			1528			
17:00	7	2	6	1	15	11	163	10	2	184	7	2	11	0	20	13	150	5	0	168	3	387			390			
17:15	10	4	9	0	23	15	180	13	2	208	14	5	13	0	32	8	125	5	4	138	6	401			407			
17:30	4	0	9	0	13	14	190	13	5	217	10	5	12	0	27	5	139	6	4	150	9	407			416			
17:45	7	4	8	0	19	20	163	4	1	187	10	5	14	0	29	17	150	8	2	175	3	410			413			
Total	28	10	32	1	70	60	696	40	10	796	41	17	50	0	108	43	564	24	10	631	21	1605			1626			

Anoka County Highway Department
 Traffic Engineering
 Traffic Volume and Turning Movement Stud

File Name : TMC0408
 Site Code : 04080101
 Start Date : 06/21/2004
 Page No : 2

Weather: Rainy and Mild
 Inter: TDC-8
 Counted by: Katelyn/Kyle

Groups Printed- Unshifted

Start Time	Quinn St. Southbound					CSAH 116 Westbound					Quinn St. Northbound					CSAH 116 Eastbound					Exclu. Total	Inclu. Total	Int. Total					
	Left	Thru	Right	Heavy	App. Total	Left	Thru	Right	Heavy	App. Total	Left	Thru	Right	Heavy	App. Total	Left	Thru	Right	Heavy	App. Total								
Factor	1.0	1.0	1.0	1.0		1.0	1.0	1.0	1.0		1.0	1.0	1.0	1.0		1.0	1.0	1.0	1.0		1.0	1.0	1.0	1.0				
18:00	8	2	12	0	22	15	110	2	2	127	13	7	14	0	34	5	93	5	2	103	4	286	290					
18:15	12	2	5	0	19	21	180	6	1	207	4	6	9	0	19	6	108	3	1	117	2	362	364					
18:30	9	2	6	0	17	10	161	4	2	175	10	3	14	0	27	7	122	3	3	132	5	351	356					
18:45	14	6	5	0	25	16	101	4	0	121	11	3	18	0	32	12	111	5	2	128	2	306	308					
Total	43	12	28	0	83	62	552	16	5	630	38	19	55	0	112	30	434	16	8	480	13	1305	1318					
19:00	7	3	8	0	18	19	92	3	0	114	6	2	12	0	20	9	143	2	1	154	1	306	307					
19:15	7	0	7	0	14	6	83	5	0	94	8	3	18	0	29	6	99	6	1	111	1	248	249					
19:30	5	0	3	0	8	7	79	10	1	96	8	2	13	0	23	7	128	5	2	140	3	267	270					
19:45	3	2	3	0	8	5	82	5	1	92	6	3	9	0	18	6	128	7	3	141	4	259	263					
Total	22	5	21	0	48	37	336	23	2	396	28	10	52	0	90	28	498	20	7	546	9	1080	1089					
20:00	8	2	6	0	16	10	84	9	2	103	7	2	16	0	25	11	93	6	1	110	3	254	257					
20:15	5	1	2	0	8	8	63	6	1	77	1	2	11	0	14	12	123	1	1	136	2	235	237					
20:30	3	3	2	1	8	9	86	4	0	99	7	3	8	0	18	11	118	7	1	136	2	261	263					
20:45	3	0	8	0	11	11	79	2	1	92	2	2	17	0	21	9	129	3	0	141	1	265	266					
Total	19	6	18	1	43	38	312	21	4	371	17	9	52	0	78	43	463	17	3	523	8	1015	1023					
21:00	3	2	6	0	11	6	74	9	1	89	1	3	11	0	15	9	108	2	0	119	1	234	235					
21:15	0	2	5	0	7	4	69	7	0	80	3	4	13	0	20	6	53	5	0	64	0	171	171					
21:30	5	3	1	0	9	3	63	5	2	71	4	1	5	0	10	10	81	2	1	93	3	183	186					
21:45	1	1	2	0	4	6	61	6	1	73	1	2	3	0	6	11	75	3	0	89	1	172	173					
Total	9	8	14	0	31	19	267	27	4	313	9	10	32	0	51	36	317	12	1	365	5	760	765					
Grand Total	313	71	319	14	703	622	6514	291	318	7427	342	116	656	14	1114	390	6674	297	317	7361	663	16605	17268					
Approch %	44.5	10.1	45.4			8.4	87.7	3.9			30.7	10.4	58.9			5.3	90.7	4.0										
Total %	1.9	0.4	1.9		4.2	3.7	39.2	1.8		44.7	2.1	0.7	4.0		6.7	2.3	40.2	1.8		44.3	3.8	96.2						

**ANOKA COUNTY HIGHWAY
PC-WARRANTS
TRAFFIC SIGNAL WARRANT ANALYSIS**

Study Name : TMC0408
Study Date : 06/25/04
Page No. : 1

Signal Warrants - Summary

Major Street Approaches

Eastbound: CSAH 116
Number of Lanes: 2
Approach Speed: 50
Total Approach Volume: 7,361

Westbound: CSAH 116
Number of Lanes: 2
Approach Speed: 50
Total Approach Volume: 7,427

Minor Street Approaches

Northbound: Quinn St.
Number of Lanes: 2

Total Approach Volume: 1,114

Southbound: Quinn St.
Number of Lanes: 2

Total Approach Volume: 703

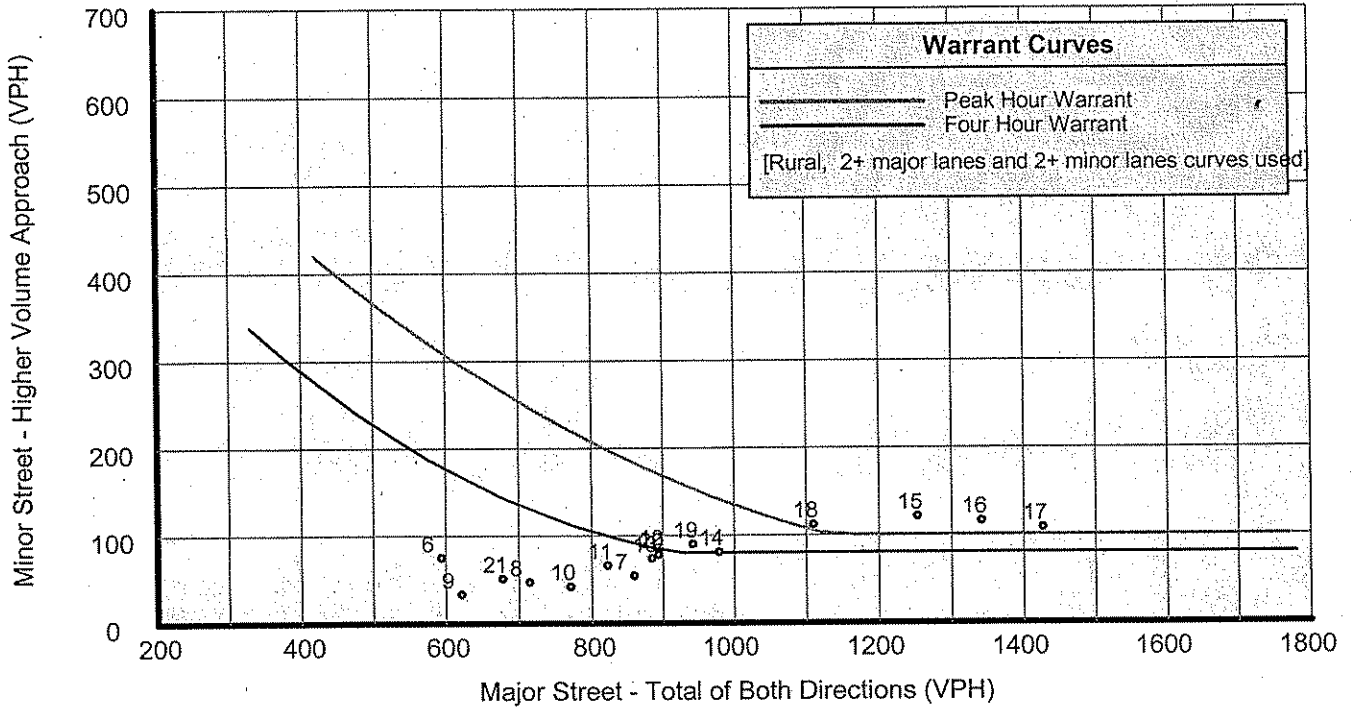
Warrant Summary (Rural values apply.)

Warrant 1 - Eight Hour Vehicular Volumes	Satisfied
Warrant 1A - Minimum Vehicular Volume Not Satisfied	
Required volumes reached for 0 hours, 8 are needed	
Warrant 1B - Interruption of Continuous Traffic Satisfied	
Required volumes reached for 9 hours, 8 are needed	
Warrant 1 A&B - Combination of Warrants Not Satisfied	
Required volumes reached for 3 hours, 8 are needed	
 Warrant 2 - Four Hour Volumes	 Satisfied
Number of hours (7) volumes exceed minimum >= minimum required (4).	
 Warrant 3 - Peak Hour	 Satisfied
Warrant 3A - Peak Hour Volumes Satisfied	
Volumes exceed minimums for at least one hour.	
Warrant 3B - Peak Hour Delay Not Satisfied	
Approach volumes on minor street don't exceed minimums for any hour. Delay data not evaluated.	
 Warrant 4 - Pedestrian Volumes	 Not Evaluated
 Warrant 5 - School Crossing	 Not Evaluated
 Warrant 6 - Coordinated Signal System	 Not Evaluated
 Warrant 7 - Crash Experience	 Not Evaluated
 Warrant 8 - Roadway Network	 Not Evaluated

ANOKA COUNTY HIGHWAY PC-WARRANTS TRAFFIC SIGNAL WARRANT ANALYSIS

Study Name : TMC0408
Study Date : 06/25/04
Page No. : 2

Signal Warrants - Summary



Analysis of 8-Hour Volume Warrants:

Hour Begin	Major Total	Higher Minor Vol	Dir	War-1A			War-1B			War-1A&B		
				Major Crit	Minor Crit	Meets?	Major Crit	Minor Crit	Meets?	Major Crit	Minor Crit	Meets?
00:00	0	0	NB	420-No	140-No	---	630-No	70-No	---	504-No	112-No	---
01:00	0	0	NB	420-No	140-No	---	630-No	70-No	---	504-No	112-No	---
02:00	0	0	NB	420-No	140-No	---	630-No	70-No	---	504-No	112-No	---
03:00	0	0	NB	420-No	140-No	---	630-No	70-No	---	504-No	112-No	---
04:00	0	0	NB	420-No	140-No	---	630-No	70-No	---	504-No	112-No	---
05:00	0	0	NB	420-No	140-No	---	630-No	70-No	---	504-No	112-No	---
06:00	594	75	SB	420-Yes	140-No	Major	630-No	70-Yes	Minor	504-Yes	112-No	Major
07:00	860	54	SB	420-Yes	140-No	Major	630-Yes	70-No	Major	504-Yes	112-No	Major
08:00	715	47	SB	420-Yes	140-No	Major	630-Yes	70-No	Major	504-Yes	112-No	Major
09:00	622	33	NB	420-Yes	140-No	Major	630-No	70-No	---	504-Yes	112-No	Major
10:00	771	42	NB	420-Yes	140-No	Major	630-Yes	70-No	Major	504-Yes	112-No	Major
11:00	822	66	NB	420-Yes	140-No	Major	630-Yes	70-No	Major	504-Yes	112-No	Major
12:00	894	81	NB	420-Yes	140-No	Major	630-Yes	70-Yes	Both	504-Yes	112-No	Major
13:00	885	74	NB	420-Yes	140-No	Major	630-Yes	70-Yes	Both	504-Yes	112-No	Major
14:00	979	81	NB	420-Yes	140-No	Major	630-Yes	70-Yes	Both	504-Yes	112-No	Major
15:00	1,253	121	NB	420-Yes	140-No	Major	630-Yes	70-Yes	Both	504-Yes	112-Yes	Both
16:00	1,342	116	NB	420-Yes	140-No	Major	630-Yes	70-Yes	Both	504-Yes	112-Yes	Both
17:00	1,427	108	NB	420-Yes	140-No	Major	630-Yes	70-Yes	Both	504-Yes	112-No	Major
18:00	1,110	112	NB	420-Yes	140-No	Major	630-Yes	70-Yes	Both	504-Yes	112-Yes	Both
19:00	942	90	NB	420-Yes	140-No	Major	630-Yes	70-Yes	Both	504-Yes	112-No	Major
20:00	894	78	NB	420-Yes	140-No	Major	630-Yes	70-Yes	Both	504-Yes	112-No	Major
21:00	678	51	NB	420-Yes	140-No	Major	630-Yes	70-No	Major	504-Yes	112-No	Major
22:00	0	0	NB	420-No	140-No	---	630-No	70-No	---	504-No	112-No	---
23:00	0	0	NB	420-No	140-No	---	630-No	70-No	---	504-No	112-No	---

**ANOKA COUNTY HIGHWAY
PC-WARRANTS
TRAFFIC SIGNAL WARRANT ANALYSIS**

Study Name : TMC0408
Study Date : 06/25/04

Multi-Way Stop Warrant Report

Major Street Approaches

Eastbound: CSAH 116
Total Approach Volume: 7,361
Approach Speed: 50

Westbound: CSAH 116
Total Approach Volume: 7,427
Approach Speed: 50

Minor Street Approaches

Northbound: Quinn St.
Total Approach Volume: 1,114

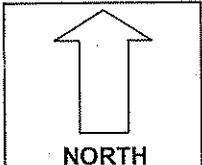
Southbound: Quinn St.
Total Approach Volume: 703

Warrant Summary

- Criteria A - Interim Measure** Not Evaluated
If traffic signals are justified, stop signs can be installed as an interim measure.
- Criteria B - Crash Experience** Not Evaluated
Number of crashes (0) is less than the minimum required (5).
- Criteria C - Minimum Volumes and Delays** Not Satisfied
Delay data not evaluated
Required volumes reached for 4 hours, 8 are needed
- Criteria D - 80% of Volumes, Delays, and Crashes** Not Evaluated
Delay data not evaluated
Required volumes reached for 0 hours, 8 are needed

Analysis of 8-Hour Volume Warrants:

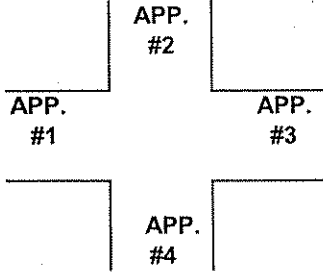
Time	Major Crit	Minor	Crit C			Crit D		
	Total	Total	Major Crit	Minor Crit	Meets?	Major Crit	Minor Crit	Meets?
00:00 - 01:00	0	0	210-No	140-No	No	240-No	160-No	No
01:00 - 02:00	0	0	210-No	140-No	No	240-No	160-No	No
02:00 - 03:00	0	0	210-No	140-No	No	240-No	160-No	No
03:00 - 04:00	0	0	210-No	140-No	No	240-No	160-No	No
04:00 - 05:00	0	0	210-No	140-No	No	240-No	160-No	No
05:00 - 06:00	0	0	210-No	140-No	No	240-No	160-No	No
06:00 - 07:00	594	83	210-Yes	140-No	Major	240-Yes	160-No	Major
07:00 - 08:00	860	79	210-Yes	140-No	Major	240-Yes	160-No	Major
08:00 - 09:00	715	75	210-Yes	140-No	Major	240-Yes	160-No	Major
09:00 - 10:00	622	58	210-Yes	140-No	Major	240-Yes	160-No	Major
10:00 - 11:00	771	68	210-Yes	140-No	Major	240-Yes	160-No	Major
11:00 - 12:00	822	88	210-Yes	140-No	Major	240-Yes	160-No	Major
12:00 - 13:00	894	105	210-Yes	140-No	Major	240-Yes	160-No	Major
13:00 - 14:00	885	110	210-Yes	140-No	Major	240-Yes	160-No	Major
14:00 - 15:00	979	126	210-Yes	140-No	Major	240-Yes	160-No	Major
15:00 - 16:00	1,253	158	210-Yes	140-Yes	Both	240-Yes	160-No	Major
16:00 - 17:00	1,342	153	210-Yes	140-Yes	Both	240-Yes	160-No	Major
17:00 - 18:00	1,427	178	210-Yes	140-Yes	Both	240-Yes	160-Yes	Both
18:00 - 19:00	1,110	195	210-Yes	140-Yes	Both	240-Yes	160-Yes	Both
19:00 - 20:00	942	138	210-Yes	140-No	Major	240-Yes	160-No	Major
20:00 - 21:00	894	121	210-Yes	140-No	Major	240-Yes	160-No	Major
21:00 - 22:00	678	82	210-Yes	140-No	Major	240-Yes	160-No	Major
22:00 - 23:00	0	0	210-No	140-No	No	240-No	160-No	No
23:00 - 00:00	0	0	210-No	140-No	No	240-No	160-No	No



COUNT LOCATION: CSAH 116 (Bunker Lake Blvd.) @
Quinn St.

DATE: 06/21/2004

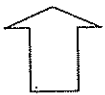
APP. #1 = CSAH 116
APP. #2 = Quinn St.
APP. #3 = CSAH 116
APP. #4 = Quinn St.



- HEAVY VEHICLE- ANY VEHICLE HAVING MORE THAN FOUR TIRES TOUCHING THE PAVEMENT
- A. TRUCKS- A HEAVY VEHICLE INVOLVED PRIMARILY IN THE TRANSPORT OF GOODS OR IN THE DELIVERY OF A SERVICE.
 - B. RV- A HEAVY VEHICLE OPERATED BY A PRIVATE MOTORIST AND INVOLVED IN THE TRANSPORT OF RECREATIONAL EQUIPMENT OR FACILITIES.
 - C. BUSES- A HEAVY VEHICLE INVOLVED IN THE TRANSPORTATION OF GROUPS OF PEOPLE.

TIME	PEDESTRIANS					HEAVY VEHICLES		
	APP. #1	APP. #2	APP. #3	APP. #4	15 MIN TOT	TRUCKS	RV	BUS
6:00-6:15AM						4		
6:15-6:30	1				1	6		1
6:30-6:45						6		
6:45-7:00						10		2
HOURLY TOTAL					1	HOURLY TOTAL		29
7:00-7:15						13		4
7:15-7:30						10		2
7:30-7:45			1		1	9		2
7:45-8:00						11		3
HOURLY TOTAL					3	HOURLY TOTAL		54
8:00-8:15						6		10
8:15-8:30						13		4
8:30-8:45			1		1	11	1	7
8:45-9:00			2		2	12		2
HOURLY TOTAL					3	HOURLY TOTAL		66
9:00-9:15						10		5
9:15-9:30				1	1	15		3
9:30-9:45						7		2
9:45-10:00						15	1	
HOURLY TOTAL					1	HOURLY TOTAL		58
10:00-10:15				1	1	16		1
10:15-10:30				2	2	8		1
10:30-10:45						11		2
10:45-11:00	1				1	16	2	7
HOURLY TOTAL					4	HOURLY TOTAL		64
11:00-11:15						18		2
11:15-11:30				1	1	12		1
11:30-11:45				3	3	28		2
11:45-12:00				2	2	12		4
HOURLY TOTAL					6	HOURLY TOTAL		79
12:00-12:15	1			1	2	12		2
12:15-12:30						16	1	4
12:30-12:45						11		3
12:45-1:00	4			3	7	17		2
HOURLY TOTAL					9	HOURLY TOTAL		68
1:00-1:15	2			1	3	8		1
1:15-1:30				1	1	9		2
1:30-1:45			2		2	18		2
1:45-2:00	1				1	9		
HOURLY TOTAL					7	HOURLY TOTAL		49
					TOTAL		TOTAL	438

1
2
3
4
5
6
7
8
9
10
11
12
13
14
15
16
17
18
19
20
21
22
23
24
25
26
27
28
29
30
31
32



NORTH

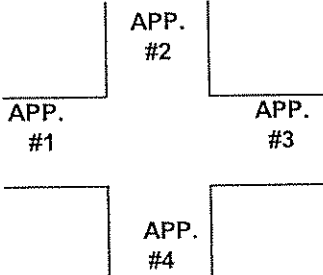
APP. #1 = CSAH 116
APP. #2 = Quinn St.
APP. #3 = CSAH 116
APP. #4 = Quinn St.

COUNT LOCATION:

CSAH 116 (Bunker Lake Blvd.) @
Quinn St.

DATE:

06/17/2004



HEAVY VEHICLE- ANY VEHICLE HAVING MORE THAN FOUR TIRES TOUCHING THE PAVEMENT
 A. TRUCKS- A HEAVY VEHICLE INVOLVED PRIMARILY IN THE TRANSPORT OF GOODS OR IN THE DELIVERY OF A SERVICE.
 B. RV- A HEAVY VEHICLE OPERATED BY A PRIVATE MOTORIST AND INVOLVED IN THE TRANSPORT OF RECREATIONAL EQUIPMENT OR FACILITIES.
 C. BUSES- A HEAVY VEHICLE INVOLVED IN THE TRANSPORTATION OF GROUPS OF PEOPLE.

TIME	PEDESTRIANS					HEAVY VEHICLES		
	APP. #1	APP. #2	APP. #3	APP. #4	15 MIN TOT	TRUCKS	RV	BUS
2:00-2:15PM	3			2	5	12		
2:15-2:30						12		
2:30-2:45						11		1
2:45-3:00				6	6	12		1
HOURLY TOTAL					11	HOURLY TOTAL		49
3:00-3:15	2	1			3	13		1
3:15-3:30	3			3	6	11	1	1
3:30-3:45	3			1	4	10	1	1
3:45-4:00				4	4	16		
HOURLY TOTAL					17	HOURLY TOTAL		55
4:00-4:15						9		1
4:15-4:30						8	1	2
4:30-4:45						6		
4:45-5:00	3			2	5	6		
HOURLY TOTAL					5	HOURLY TOTAL		33
5:00-5:15						3		
5:15-5:30						6		
5:30-5:45	1				1	9		
5:45-6:00						1	1	
HOURLY TOTAL					1	HOURLY TOTAL		20
6:00-6:15						4		
6:15-6:30				1	1	2		
6:30-6:45				2	2	4		
6:45-7:00	1				1	2		
HOURLY TOTAL					2	HOURLY TOTAL		12
7:00-7:15	3			3	6	1		
7:15-7:30		1		1	2	1		
7:30-7:45	3			2	5	3		
7:45-8:00						3	1	
HOURLY TOTAL					13	HOURLY TOTAL		9
8:00-8:15	3			1	4	5		
8:15-8:30						2		
8:30-8:45	1			3	4	2		
8:45-9:00	4			3	7	1		
HOURLY TOTAL					15	HOURLY TOTAL		10
9:00-9:15		1		2	3	1		
9:15-9:30		2			2			
9:30-9:45	2				2	3		
9:45-10:00				1	1	1		
HOURLY TOTAL					8	HOURLY TOTAL		5
TOTAL						TOTAL		464

1
2
3
4
5
6
7
8
9
10
11
12
13
14
15
16
17
18
19
20
24
25
26
27
28
29
30
31
32