


Date : 7/06/04

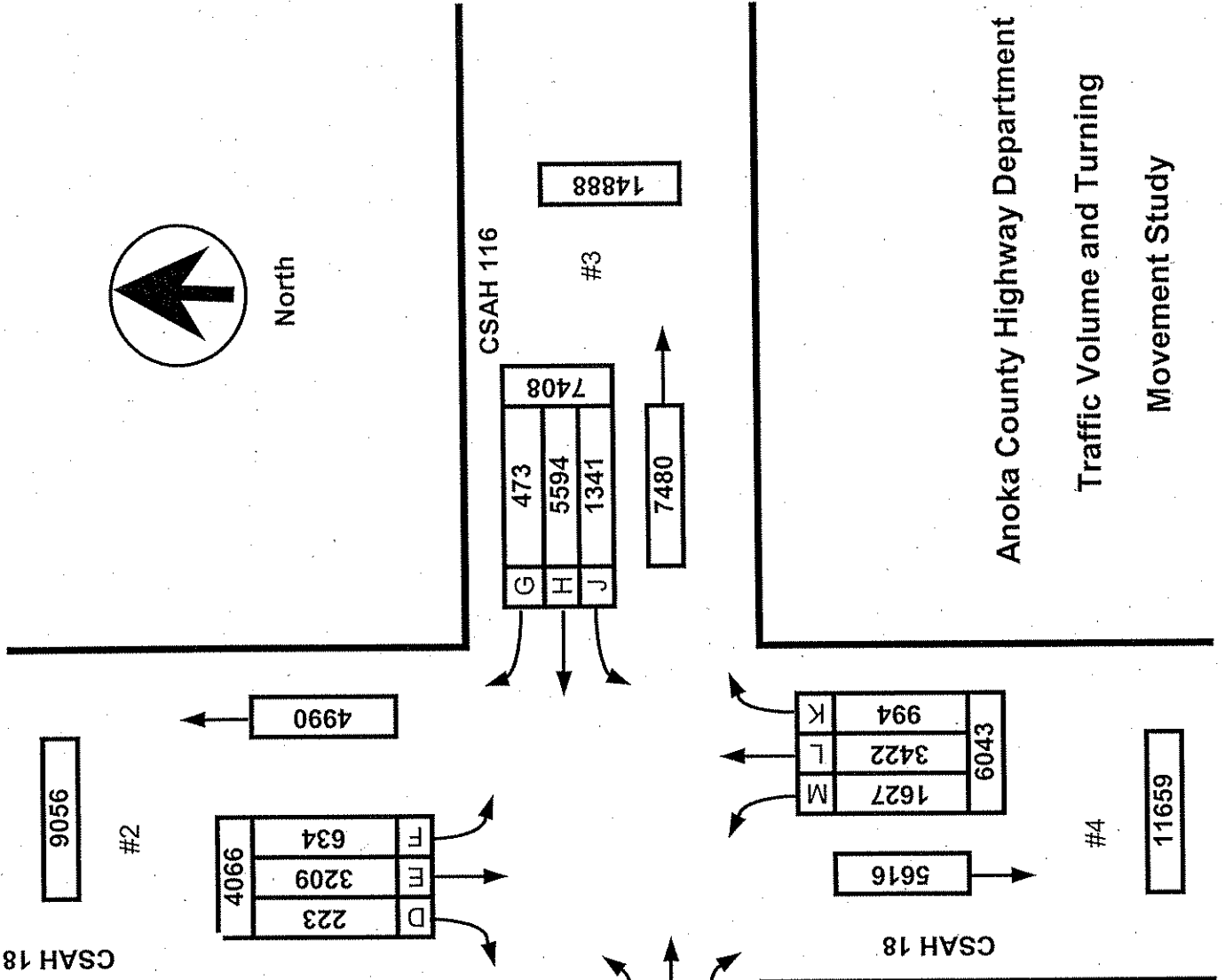
Count Number : TMC0415

Location : CSAH 116 (Bunker Lk Blvd.)

@ CSAH 18 (Coon Creek Blvd.)



North



	LANES OF APPROACH			TOTAL
	RIGHT TURN LANE	LEFT TURN LANE	THRU LANES	
#1	1	1	2	4
#2	1	1	1	3
#3	1	1	2	4
#4	1	1	1	3

Anoka County Highway Department  
 Traffic Volume and Turning  
 Movement Study

Anoka County Highway Department  
Traffic Engineering  
Traffic Volume and Turning Movement Study

File Name : TMC0415  
Site Code : 04150101  
Start Date : 07/06/2004  
Page No : 1

Weather: Sunny and Warm  
Counter: TDC-8  
Counted by: Katelyn/Kyle

Groups Printed-Unshifted

Start Time	CSAH 18 Southbound					CSAH 116 Westbound					CSAH 18 Northbound					CSAH 116 Eastbound					Exclu. Total	Inclu. Total	Int. Total
	Left	Thru	Right	Heavy	App. Total	Left	Thru	Right	Heavy	App. Total	Left	Thru	Right	Heavy	App. Total	Left	Thru	Right	Heavy	App. Total			
Factor	1.0	1.0	1.0	1.0		1.0	1.0	1.0	1.0		1.0	1.0	1.0	1.0		1.0	1.0	1.0	1.0				
06:00	11	89	1	4	101	12	38	1	2	46	9	5	3	1	17	1	43	7	3	51	10	215	225
06:15	6	75	4	1	85	7	51	0	1	63	8	13	8	1	29	0	53	9	3	62	6	239	245
06:30	7	87	6	1	100	27	56	9	5	92	6	10	4	1	20	4	64	12	8	80	15	292	307
06:45	21	102	3	0	126	27	78	3	2	108	11	8	5	2	24	7	80	18	7	105	11	363	374
Total	45	353	14	6	412	73	223	13	10	309	34	36	20	5	90	12	240	46	21	298	42	1109	1151
07:00	9	91	2	1	102	14	56	3	4	73	13	7	4	2	24	6	65	18	5	89	12	288	300
07:15	14	110	5	6	129	13	73	0	1	86	14	15	11	5	40	11	89	19	9	119	21	374	395
07:30	18	126	6	2	150	17	81	6	9	104	9	25	5	5	39	10	97	17	15	124	31	417	448
07:45	18	81	10	13	109	33	85	8	13	126	20	16	7	5	43	5	90	18	10	113	41	391	432
Total	59	408	23	22	490	77	295	17	27	389	56	63	27	17	146	32	341	72	39	445	105	1470	1575
08:00	6	73	2	5	81	12	74	2	5	88	11	13	3	3	27	4	75	13	14	92	27	288	315
08:15	7	50	2	2	59	23	69	0	11	92	15	14	8	2	37	11	71	9	13	91	28	279	307
08:30	11	62	3	3	76	24	69	2	6	95	6	23	5	4	34	6	71	13	8	90	21	295	316
08:45	7	51	3	2	61	21	49	10	6	80	11	20	9	5	40	4	72	7	7	83	20	264	284
Total	31	236	10	12	277	80	261	14	28	355	43	70	25	14	138	25	289	42	42	356	96	1126	1222
09:00	12	44	2	7	58	21	77	4	6	102	16	23	12	4	51	4	65	10	11	79	28	290	318
09:15	8	50	5	4	63	18	62	1	7	81	19	22	8	7	49	6	67	8	9	81	27	274	301
09:30	7	47	1	4	55	17	66	1	6	84	22	15	6	4	43	5	64	11	7	80	21	262	283
09:45	2	38	3	1	43	25	87	6	10	118	19	19	5	2	43	7	58	10	8	75	21	279	300
Total	29	179	11	16	219	81	292	12	29	385	76	79	31	17	186	22	254	39	35	315	97	1105	1202
10:00	10	50	4	5	64	25	66	2	9	93	15	20	12	5	47	8	68	9	8	85	27	289	316
10:15	5	46	3	2	54	13	76	11	17	100	27	23	17	4	67	7	83	6	15	96	38	317	355
10:30	5	40	2	4	47	17	71	6	8	94	18	26	9	2	53	12	87	15	7	114	21	308	329
10:45	6	29	2	2	37	22	82	7	17	111	21	34	8	6	63	7	87	10	15	104	40	315	355
Total	26	165	11	13	202	77	295	26	51	398	81	103	46	17	230	34	325	40	45	399	126	1229	1355
11:00	10	45	7	8	62	22	73	4	4	99	31	32	9	3	72	14	86	14	10	114	25	347	372
11:15	10	43	6	5	59	19	79	2	6	100	21	37	8	4	66	10	82	22	11	114	26	339	365
11:30	6	48	3	3	57	23	95	5	5	123	29	33	14	0	76	7	96	26	9	129	17	385	402
11:45	12	46	4	3	62	33	120	5	14	158	19	44	12	6	75	13	83	13	7	109	30	404	434
Total	38	182	20	19	240	97	367	16	29	480	100	146	43	13	289	44	347	75	37	466	98	1475	1573
12:00	7	42	2	4	51	20	100	4	9	124	29	34	12	2	75	15	99	16	11	130	26	380	406
12:15	6	52	2	2	60	20	84	3	6	107	25	29	17	3	71	12	106	26	8	144	19	382	401
12:30	9	46	8	6	63	21	101	3	6	125	30	29	11	3	70	9	107	17	14	133	29	391	420
12:45	7	31	7	4	45	24	76	3	3	103	19	40	8	3	67	12	81	13	11	106	21	321	342
Total	29	171	19	16	219	85	361	13	24	459	103	132	48	11	283	48	393	72	44	513	95	1474	1569
13:00	9	44	4	6	57	22	86	2	6	110	22	43	9	6	74	12	108	21	10	141	28	382	410
13:15	8	56	4	5	68	14	84	2	3	100	25	30	13	2	68	13	97	15	7	125	17	361	378
13:30	9	39	5	4	53	27	79	2	6	108	30	52	20	5	102	8	110	19	6	137	21	400	421
13:45	3	37	4	5	44	20	104	4	5	128	19	53	13	6	85	14	87	12	3	113	19	370	389
Total	29	176	17	20	222	83	353	10	20	446	96	178	55	19	329	47	402	67	26	516	85	1513	1598
14:00	2	38	1	0	41	18	79	8	4	105	18	50	25	5	93	11	88	14	6	113	15	352	367
14:15	7	33	7	2	47	22	90	4	8	116	27	56	16	0	99	11	113	16	3	140	13	402	415
14:30	11	41	1	1	53	21	112	8	10	141	31	49	25	6	105	20	95	19	4	134	21	433	454
14:45	12	28	3	3	43	18	97	12	11	127	36	67	28	10	131	15	101	15	4	131	28	432	460
Total	32	140	12	6	184	79	378	32	33	489	112	222	94	21	428	57	397	64	17	518	77	1619	1696
15:00	7	42	4	1	53	26	101	2	8	129	30	58	20	3	108	13	126	25	9	164	21	454	475
15:15	12	50	3	3	65	18	107	12	6	137	24	78	13	1	115	29	119	20	1	168	11	485	496
15:30	16	29	12	0	57	25	68	7	2	100	39	104	29	1	172	32	123	22	7	177	10	506	516
15:45	8	32	7	1	47	23	139	13	6	175	38	112	12	4	162	38	126	20	1	184	12	568	580
Total	43	153	26	5	222	92	415	34	22	541	131	352	74	9	557	112	494	87	18	693	54	2013	2067
16:00	10	41	3	0	54	8	67	6	7	81	21	76	11	6	108	33	109	22	4	164	17	407	424
16:15	9	37	6	2	52	19	137	25	5	181	52	119	17	2	188	44	120	22	4	186	13	607	620
16:30	7	43	3	1	53	41	135	5	4	181	46	128	28	2	202	30	103	21	1	154	8	590	598
16:45	16	50	2	0	68	22	142	22	4	186	37	146	28	0	211	48	119	24	3	191	7	656	663
Total	42	171	14	3	227	90	481	58	20	629	156	469	84	10	709	155	451	89	12	695	45	2260	2305
17:00	11	77	2	1	90	34	157	18	1	209	48	122	33	0	203	45	126	28	1	199	3	701	704
17:15	9	48	4	1	61	24	134	17	3	175	40	145	20	2	205	60	100	36	3	196	9	637	646
17:30	18	59	2	1	79	30	136	20	2	186	51	136	29	4	216	54	119	28	4	201	11	682	693
17:45	17	50	6	2	73	24	170	9	5	203	39	112	30	1	181	64	135	20	10	219	18	676	694
Total	55	234	14	5	303	112	597	64	11	773	178	515	112	7	805	223	480	112	18	815	41	2696	2737

Anoka County Highway Department  
Traffic Engineering  
Traffic Volume and Turning Movement Stud

File Name : TMC0415  
Site Code : 04150101  
Start Date : 07/06/2004  
Page No : 2

Weather: Sunny and Warm  
Inter: TDC-8  
Counted by: Katelyn/Kyle

Groups Printed- Unshifted

Start Time	CSAH 18 Southbound					CSAH 116 Westbound					CSAH 18 Northbound					CSAH 116 Eastbound					Exclu. Total	Inclu. Total	Int. Total					
	Left	Thru	Right	Heavy	App. Total	Left	Thru	Right	Heavy	App. Total	Left	Thru	Right	Heavy	App. Total	Left	Thru	Right	Heavy	App. Total								
Factor	1.0	1.0	1.0	1.0		1.0	1.0	1.0	1.0		1.0	1.0	1.0	1.0		1.0	1.0	1.0	1.0		1.0	1.0	1.0	1.0				
18:00	20	55	5	0	80	40	117	13	3	170	32	109	23	0	164	29	117	20	4	166	7	580	587					
18:15	17	54	0	1	71	22	95	17	2	134	33	98	25	1	156	35	98	16	5	149	9	510	519					
18:30	9	51	2	0	62	24	99	13	5	136	35	60	18	0	113	30	98	17	2	145	7	456	463					
18:45	21	47	1	0	69	21	95	10	1	126	46	66	19	6	131	19	103	17	1	139	8	465	473					
Total	67	207	8	1	282	107	406	53	11	566	146	333	85	7	564	113	416	70	12	599	31	2011	2042					
19:00	13	57	3	1	73	24	109	12	1	145	32	61	23	0	116	25	108	17	3	150	5	484	489					
19:15	11	43	5	1	59	22	83	20	0	125	30	61	12	2	103	25	87	19	3	131	6	418	424					
19:30	4	44	3	1	51	19	73	9	2	101	27	66	23	3	116	21	83	20	0	124	6	392	398					
19:45	10	41	2	1	53	20	62	14	2	96	21	64	18	0	103	18	93	19	1	130	4	382	386					
Total	38	185	13	4	236	85	327	55	5	467	110	252	76	5	438	89	371	75	7	535	21	1676	1697					
20:00	14	45	0	0	59	22	91	4	1	117	34	57	23	0	114	17	117	16	0	150	1	440	441					
20:15	11	34	2	1	47	23	60	9	0	92	20	68	29	1	117	15	69	14	0	98	2	354	356					
20:30	12	35	1	1	48	18	83	7	0	108	18	56	27	0	101	11	88	14	1	113	2	370	372					
20:45	10	43	4	0	57	24	60	8	1	92	26	63	21	1	110	11	102	16	1	129	3	388	391					
Total	47	157	7	2	211	87	294	28	2	409	98	244	100	2	442	54	376	60	2	490	8	1552	1560					
21:00	6	33	2	0	41	7	76	14	0	97	37	57	21	1	115	13	97	24	3	134	4	387	391					
21:15	6	16	2	0	24	10	71	6	1	87	22	63	15	0	100	7	77	15	3	99	4	310	314					
21:30	5	16	0	0	21	13	64	4	0	81	21	56	17	0	94	5	62	12	0	79	0	275	275					
21:45	7	27	0	0	34	6	38	4	0	48	27	52	21	2	100	3	40	5	1	48	3	230	233					
Total	24	92	4	0	120	36	249	28	1	313	107	228	74	3	409	28	276	56	7	360	11	1202	1213					
Grand Total	634	320	223	150	4066	134	559	473	323	7408	162	342	994	177	6043	109	585	106	382	8013	1032	25530	26562					
Approch %	15.6	78.9	5.5			18.1	75.5	6.4			26.9	56.6	16.4			13.7	73.0	13.3			3.9	96.1						
Total %	2.5	12.6	0.9		15.9	5.3	21.9	1.9		29.0	6.4	13.4	3.9		23.7	4.3	22.9	4.2		31.4								

**ANOKA COUNTY HIGHWAY  
PC-WARRANTS  
TRAFFIC SIGNAL WARRANT ANALYSIS**

Study Name : TMC0415  
Study Date : 07/09/04  
Page No. : 1

**Signal Warrants - Summary**

**Major Street Approaches**

**Eastbound: CSAH 116**  
Number of Lanes: 2  
Approach Speed: 55  
Total Approach Volume: 8,013

**Westbound: CSAH 116**  
Number of Lanes: 2  
Approach Speed: 55  
Total Approach Volume: 7,408

**Minor Street Approaches**

**Northbound: CSAH 18**  
Number of Lanes: 2  
  
Total Approach Volume: 6,043

**Southbound: CSAH 18**  
Number of Lanes: 2  
  
Total Approach Volume: 4,066

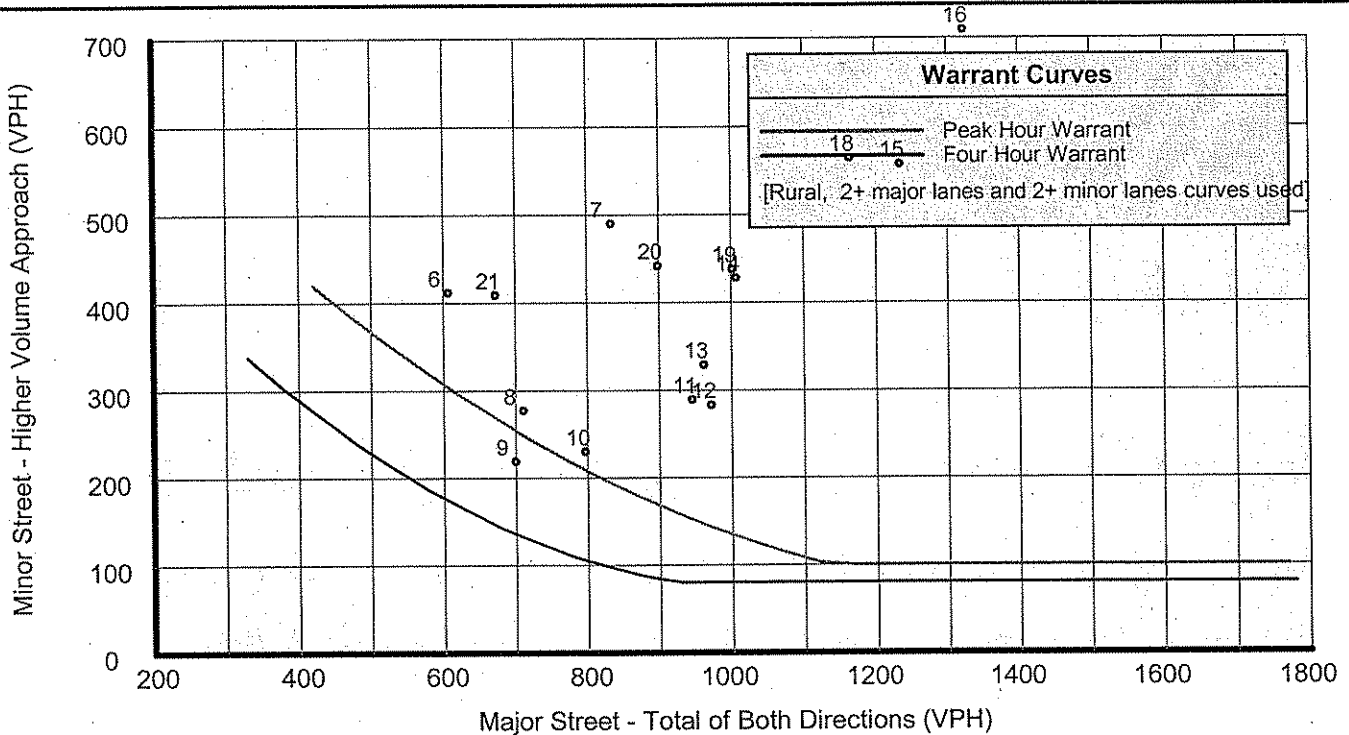
**Warrant Summary (Rural values apply.)**

<b>Warrant 1 - Eight Hour Vehicular Volumes</b> .....	<b>Satisfied</b>
<b>Warrant 1A - Minimum Vehicular Volume</b> ..... Satisfied	
Required volumes reached for 16 hours, 8 are needed	
<b>Warrant 1B - Interruption of Continuous Traffic</b> ..... Satisfied	
Required volumes reached for 15 hours, 8 are needed	
<b>Warrant 1 A&amp;B - Combination of Warrants</b> ..... Satisfied	
Required volumes reached for 16 hours, 8 are needed	
<b>Warrant 2 - Four Hour Volumes</b> .....	<b>Satisfied</b>
Number of hours (16) volumes exceed minimum $\geq$ minimum required (4).	
<b>Warrant 3 - Peak Hour</b> .....	<b>Satisfied</b>
<b>Warrant 3A - Peak Hour Volumes</b> ..... Satisfied	
Volumes exceed minimums for at least one hour.	
<b>Warrant 3B - Peak Hour Delay</b> ..... Satisfied	
Number of hours (53) volumes exceed minimum $\geq$ required (1). Delay data not evaluated.	
<b>Warrant 4 - Pedestrian Volumes</b> .....	<b>Not Evaluated</b>
<b>Warrant 5 - School Crossing</b> .....	<b>Not Evaluated</b>
<b>Warrant 6 - Coordinated Signal System</b> .....	<b>Not Evaluated</b>
<b>Warrant 7 - Crash Experience</b> .....	<b>Not Evaluated</b>
<b>Warrant 8 - Roadway Network</b> .....	<b>Not Evaluated</b>

# ANOKA COUNTY HIGHWAY PC-WARRANTS TRAFFIC SIGNAL WARRANT ANALYSIS

Study Name : TMC0415  
Study Date : 07/09/04  
Page No. : 2

## Signal Warrants - Summary



### Analysis of 8-Hour Volume Warrants:

Hour Begin	Major Total	Higher Minor		War-1A			War-1B			War-1A&B		
		Vol	Dir	Major Crit	Minor Crit	Meets?	Major Crit	Minor Crit	Meets?	Major Crit	Minor Crit	Meets?
00:00	0	0	NB	420-No	140-No	---	630-No	70-No	---	504-No	112-No	---
01:00	0	0	NB	420-No	140-No	---	630-No	70-No	---	504-No	112-No	---
02:00	0	0	NB	420-No	140-No	---	630-No	70-No	---	504-No	112-No	---
03:00	0	0	NB	420-No	140-No	---	630-No	70-No	---	504-No	112-No	---
04:00	0	0	NB	420-No	140-No	---	630-No	70-No	---	504-No	112-No	---
05:00	0	0	NB	420-No	140-No	---	630-No	70-No	---	504-No	112-No	---
06:00	607	412	SB	420-Yes	140-Yes	Both	630-No	70-Yes	Minor	504-Yes	112-Yes	Both
07:00	834	490	SB	420-Yes	140-Yes	Both	630-Yes	70-Yes	Both	504-Yes	112-Yes	Both
08:00	711	277	SB	420-Yes	140-Yes	Both	630-Yes	70-Yes	Both	504-Yes	112-Yes	Both
09:00	700	219	SB	420-Yes	140-Yes	Both	630-Yes	70-Yes	Both	504-Yes	112-Yes	Both
10:00	797	230	NB	420-Yes	140-Yes	Both	630-Yes	70-Yes	Both	504-Yes	112-Yes	Both
11:00	946	289	NB	420-Yes	140-Yes	Both	630-Yes	70-Yes	Both	504-Yes	112-Yes	Both
12:00	972	283	NB	420-Yes	140-Yes	Both	630-Yes	70-Yes	Both	504-Yes	112-Yes	Both
13:00	962	329	NB	420-Yes	140-Yes	Both	630-Yes	70-Yes	Both	504-Yes	112-Yes	Both
14:00	1,007	428	NB	420-Yes	140-Yes	Both	630-Yes	70-Yes	Both	504-Yes	112-Yes	Both
15:00	1,234	557	NB	420-Yes	140-Yes	Both	630-Yes	70-Yes	Both	504-Yes	112-Yes	Both
16:00	1,324	709	NB	420-Yes	140-Yes	Both	630-Yes	70-Yes	Both	504-Yes	112-Yes	Both
17:00	1,588	805	NB	420-Yes	140-Yes	Both	630-Yes	70-Yes	Both	504-Yes	112-Yes	Both
18:00	1,165	564	NB	420-Yes	140-Yes	Both	630-Yes	70-Yes	Both	504-Yes	112-Yes	Both
19:00	1,002	438	NB	420-Yes	140-Yes	Both	630-Yes	70-Yes	Both	504-Yes	112-Yes	Both
20:00	899	442	NB	420-Yes	140-Yes	Both	630-Yes	70-Yes	Both	504-Yes	112-Yes	Both
21:00	673	409	NB	420-Yes	140-Yes	Both	630-Yes	70-Yes	Both	504-Yes	112-Yes	Both
22:00	0	0	NB	420-No	140-No	---	630-No	70-No	---	504-No	112-No	---
23:00	0	0	NB	420-No	140-No	---	630-No	70-No	---	504-No	112-No	---

**ANOKA COUNTY HIGHWAY  
PC-WARRANTS  
TRAFFIC SIGNAL WARRANT ANALYSIS**

Study Name : TMC0415  
Study Date : 07/09/04

**Multi-Way Stop Warrant Report**

**Major Street Approaches**

**Eastbound: CSAH 116**  
Total Approach Volume: 8,013  
Approach Speed: 55

**Westbound: CSAH 116**  
Total Approach Volume: 7,408  
Approach Speed: 55

**Minor Street Approaches**

**Northbound: CSAH 18**  
Total Approach Volume: 6,043

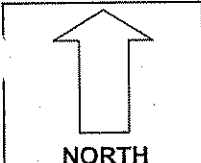
**Southbound: CSAH 18**  
Total Approach Volume: 4,066

**Warrant Summary**

- Criteria A - Interim Measure** ..... Not Evaluated  
If traffic signals are justified, stop signs can be installed as an interim measure.
- Criteria B - Crash Experience** ..... Not Evaluated  
Number of crashes (0) is less than the minimum required (5).
- Criteria C - Minimum Volumes and Delays** ..... Satisfied  
Delay data not evaluated  
Required volumes reached for 16 hours, 8 are needed
- Criteria D - 80% of Volumes, Delays, and Crashes** ..... Not Evaluated  
Delay data not evaluated  
Required volumes reached for 0 hours, 8 are needed

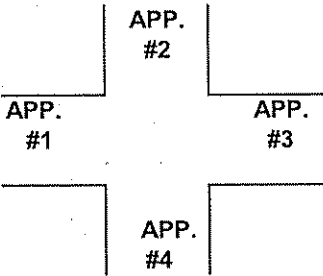
**Analysis of 8-Hour Volume Warrants:**

Time	Major Crit Total	Minor Total	Crit C			Crit D		
			Major Crit	Minor Crit	Meets?	Major Crit	Minor Crit	Meets?
00:00 - 01:00	0	0	210-No	140-No	No	240-No	160-No	No
01:00 - 02:00	0	0	210-No	140-No	No	240-No	160-No	No
02:00 - 03:00	0	0	210-No	140-No	No	240-No	160-No	No
03:00 - 04:00	0	0	210-No	140-No	No	240-No	160-No	No
04:00 - 05:00	0	0	210-No	140-No	No	240-No	160-No	No
05:00 - 06:00	0	0	210-No	140-No	No	240-No	160-No	No
06:00 - 07:00	607	502	210-Yes	140-Yes	Both	240-Yes	160-Yes	Both
07:00 - 08:00	834	636	210-Yes	140-Yes	Both	240-Yes	160-Yes	Both
08:00 - 09:00	711	415	210-Yes	140-Yes	Both	240-Yes	160-Yes	Both
09:00 - 10:00	700	405	210-Yes	140-Yes	Both	240-Yes	160-Yes	Both
10:00 - 11:00	797	432	210-Yes	140-Yes	Both	240-Yes	160-Yes	Both
11:00 - 12:00	946	529	210-Yes	140-Yes	Both	240-Yes	160-Yes	Both
12:00 - 13:00	972	502	210-Yes	140-Yes	Both	240-Yes	160-Yes	Both
13:00 - 14:00	962	551	210-Yes	140-Yes	Both	240-Yes	160-Yes	Both
14:00 - 15:00	1,007	612	210-Yes	140-Yes	Both	240-Yes	160-Yes	Both
15:00 - 16:00	1,234	779	210-Yes	140-Yes	Both	240-Yes	160-Yes	Both
16:00 - 17:00	1,324	936	210-Yes	140-Yes	Both	240-Yes	160-Yes	Both
17:00 - 18:00	1,588	1,108	210-Yes	140-Yes	Both	240-Yes	160-Yes	Both
18:00 - 19:00	1,165	846	210-Yes	140-Yes	Both	240-Yes	160-Yes	Both
19:00 - 20:00	1,002	674	210-Yes	140-Yes	Both	240-Yes	160-Yes	Both
20:00 - 21:00	899	653	210-Yes	140-Yes	Both	240-Yes	160-Yes	Both
21:00 - 22:00	673	529	210-Yes	140-Yes	Both	240-Yes	160-Yes	Both
22:00 - 23:00	0	0	210-No	140-No	No	240-No	160-No	No
23:00 - 00:00	0	0	210-No	140-No	No	240-No	160-No	No



COUNT LOCATION: CSAH 116 (Bunker Lake Blvd.) @ DATE: 07/06/2004  
CSAH 18 (Coon Creek Blvd.)

APP. #1 = CSAH 116
APP. #2 = CSAH 18
APP. #3 = CSAH 116
APP. #4 = CSAH 18



HEAVY VEHICLE- ANY VEHICLE HAVING MORE THAN FOUR TIRES TOUCHING THE PAVEMENT  
 A. TRUCKS- A HEAVY VEHICLE INVOLVED PRIMARILY IN THE TRANSPORT OF GOODS OR IN THE DELIVERY OF A SERVICE.  
 B. RV- A HEAVY VEHICLE OPERATED BY A PRIVATE MOTORIST AND INVOLVED IN THE TRANSPORT OF RECREATIONAL EQUIPMENT OR FACILITIES.  
 C. BUSES- A HEAVY VEHICLE INVOLVED IN THE TRANSPORTATION OF GROUPS OF PEOPLE.

TIME	PEDESTRIANS					HEAVY VEHICLES		
	APP. #1	APP. #2	APP. #3	APP. #4	15 MIN TOT	TRUCKS	RV	BUS
6:00-6:15AM						10		
6:15-6:30						6		
6:30-6:45						12		3
6:45-7:00						9		2
<b>HOURLY TOTAL</b>						<b>HOURLY TOTAL</b>		<b>42</b>
7:00-7:15	1				1	7		5
7:15-7:30	1		1		2	20		1
7:30-7:45						23		7
7:45-8:00						31		10
<b>HOURLY TOTAL</b>					<b>3</b>	<b>HOURLY TOTAL</b>		<b>104</b>
8:00-8:15						18		9
8:15-8:30						22		5
8:30-8:45						12		8
8:45-9:00						20		
<b>HOURLY TOTAL</b>						<b>HOURLY TOTAL</b>		<b>94</b>
9:00-9:15						18		10
9:15-9:30						25		1
9:30-9:45		1		1	2	20		
9:45-10:00						22		
<b>HOURLY TOTAL</b>					<b>2</b>	<b>HOURLY TOTAL</b>		<b>96</b>
10:00-10:15						24		1
10:15-10:30						32		5
10:30-10:45				2	2	17	1	3
10:45-11:00	1				1	26		14
<b>HOURLY TOTAL</b>					<b>3</b>	<b>HOURLY TOTAL</b>		<b>123</b>
11:00-11:15			1		1	16		9
11:15-11:30		1	1		2	24		2
11:30-11:45	1	1	1		3	16		1
11:45-12:00	4				4	25		3
<b>HOURLY TOTAL</b>					<b>10</b>	<b>HOURLY TOTAL</b>		<b>96</b>
12:00-12:15			2		2	21	1	4
12:15-12:30						16	1	2
12:30-12:45						24		5
12:45-1:00						14		7
<b>HOURLY TOTAL</b>					<b>2</b>	<b>HOURLY TOTAL</b>		<b>95</b>
1:00-1:15	1				1	27		
1:15-1:30			2	2	4	16		1
1:30-1:45						21		
1:45-2:00						19		
<b>HOURLY TOTAL</b>					<b>5</b>	<b>HOURLY TOTAL</b>		<b>84</b>
<b>TOTAL</b>					<b>25</b>	<b>TOTAL</b>		<b>692</b>

1  
2  
3  
4  
5  
6  
7  
8  
9  
10  
11  
12  
13  
14  
15  
16  
17  
18  
19  
20  
21  
22  
23  
24  
25  
26  
27  
28  
29  
30  
31  
32



NORTH

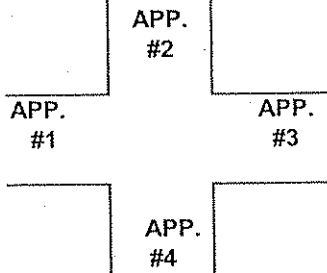
APP. #1 = CSAH 116
APP. #2 = CSAH 18
APP. #3 = CSAH 116
APP. #4 = CSAH 18

COUNT LOCATION:

CSAH 116 (Bunker Lake Blvd.) @  
CSAH 18 (Coon Creek Blvd.)

DATE:

07/08/2004



- HEAVY VEHICLE- ANY VEHICLE HAVING MORE THAN FOUR TIRES TOUCHING THE PAVEMENT
- A. TRUCKS- A HEAVY VEHICLE INVOLVED PRIMARILY IN THE TRANSPORT OF GOODS OR IN THE DELIVERY OF A SERVICE.
  - B. RV- A HEAVY VEHICLE OPERATED BY A PRIVATE MOTORIST AND INVOLVED IN THE TRANSPORT OF RECREATIONAL EQUIPMENT OR FACILITIES.
  - C. BUSES- A HEAVY VEHICLE INVOLVED IN THE TRANSPORTATION OF GROUPS OF PEOPLE.

TIME	PEDESTRIANS					HEAVY VEHICLES		
	APP. #1	APP. #2	APP. #3	APP. #4	15 MIN TOT	TRUCKS	RV	BUS
2:00-2:15PM	2	3			5	15		
2:15-2:30	2	1	2		5	13		
2:30-2:45				1	1	20		1
2:45-3:00	1			1	2	26	2	
<b>HOURLY TOTAL</b>					<b>13</b>	<b>HOURLY TOTAL</b>		<b>77</b>
3:00-3:15	1	2			3	17	1	3
3:15-3:30	1				1	11		
3:30-3:45						15		
3:45-4:00						14		
<b>HOURLY TOTAL</b>					<b>4</b>	<b>HOURLY TOTAL</b>		<b>61</b>
4:00-4:15	1	1	2	4	8	16		
4:15-4:30		2	1	2	5	12		1
4:30-4:45						9		
4:45-5:00						7		
<b>HOURLY TOTAL</b>					<b>13</b>	<b>HOURLY TOTAL</b>		<b>45</b>
5:00-5:15						3		
5:15-5:30	3	1		1	5	9		
5:30-5:45				1		11		
5:45-6:00		3		3	6	17	1	
<b>HOURLY TOTAL</b>					<b>11</b>	<b>HOURLY TOTAL</b>		<b>41</b>
6:00-6:15	2			3	5	9	1	
6:15-6:30						6		
6:30-6:45		1		3	4	8		
6:45-7:00	3				3	9		
<b>HOURLY TOTAL</b>					<b>12</b>	<b>HOURLY TOTAL</b>		<b>33</b>
7:00-7:15				4	2	4		
7:15-7:30	2	2	1	2	2	5		
7:30-7:45	2	2		8	1	6		
7:45-8:00		3	3	4	10	4	1	
<b>HOURLY TOTAL</b>					<b>15</b>	<b>HOURLY TOTAL</b>		<b>20</b>
8:00-8:15							1	
8:15-8:30	2		1	1	4	2		
8:30-8:45		1		3	4	2		
8:45-9:00						3		
<b>HOURLY TOTAL</b>					<b>8</b>	<b>HOURLY TOTAL</b>		<b>8</b>
9:00-9:15			1	1	2	4		
9:15-9:30						4		
9:30-9:45		2			2			
9:45-10:00	1	1		1	3	2	1	
<b>HOURLY TOTAL</b>					<b>7</b>	<b>HOURLY TOTAL</b>		<b>11</b>
<b>TOTAL</b>					<b>83</b>	<b>TOTAL</b>		<b>732</b>

1  
2  
3  
4  
5  
6  
7  
8  
9  
10  
11  
12  
13  
14  
15  
16  
17  
18  
19  
20  
21  
22  
23  
24  
25  
26  
27  
28  
29  
30  
31  
32