

Date : 7/19/04

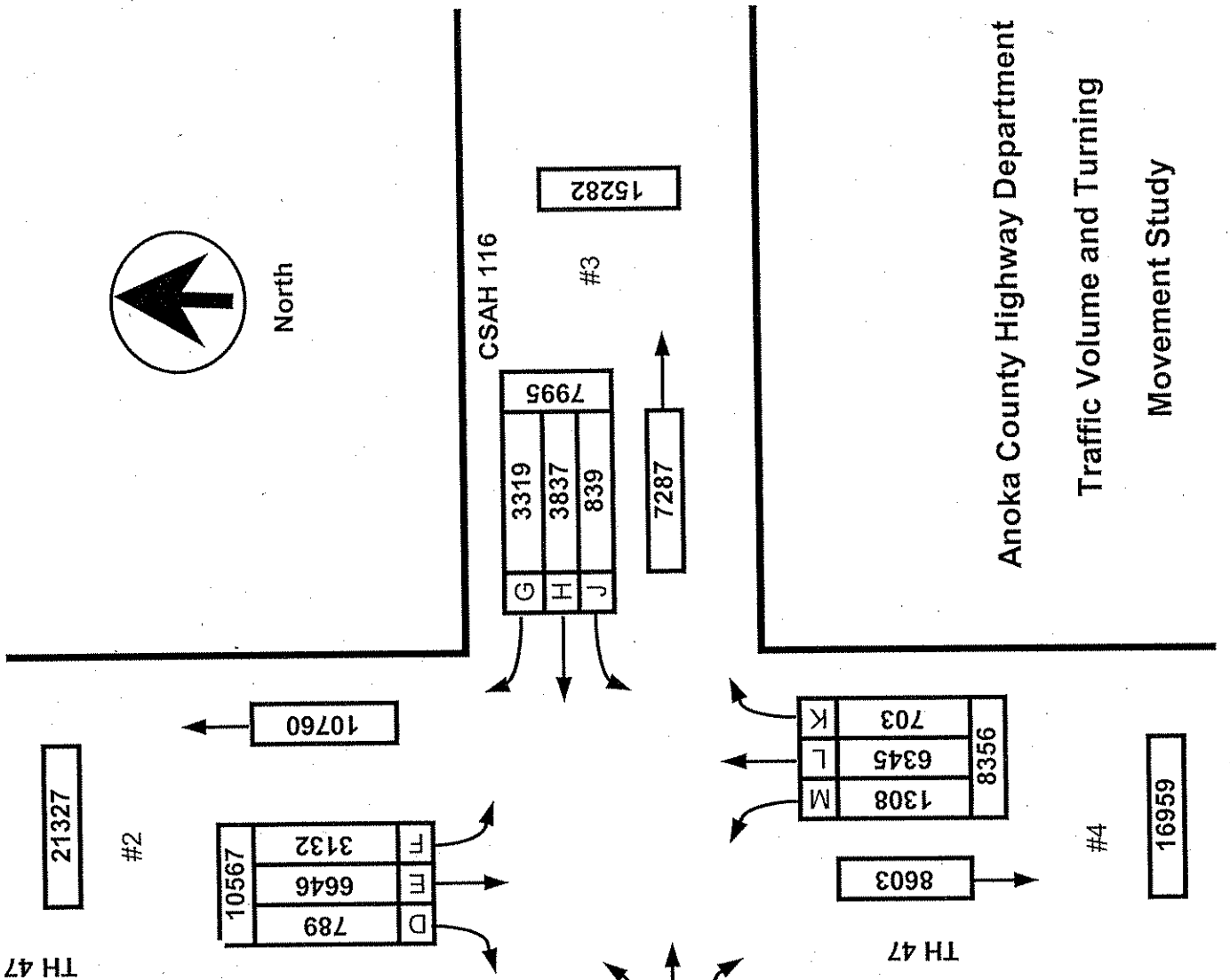
Count Number : TMC0417

Location : CSAH 116 (Industry Ave.)

@ TH 47 (St. Francis Blvd.)



North



Anoka County Highway Department
Traffic Volume and Turning
Movement Study

	LANES OF APPROACH			TOTAL
	RIGHT TURN LANE	LEFT TURN LANE	THRU LANES	
#1	1	1	2	4
#2	1	1	1	3
#3	1	1	2	4
#4	1	1	1	3

Anoka County Highway Department
Traffic Engineering
Traffic Volume and Turning Movement Study

File Name : TMC0417
Site Code : 04170101
Start Date : 07/19/2004
Page No : 1

Weather: Sunny & Hot
Counter: TDC-8
Counted by: Katelyn/Kyle

Groups Printed- Unshifted

Start Time	TH 47 Southbound					CSAH 116 Westbound					TH 47 Northbound					CSAH 116 Eastbound					Exclu. Total	Inclu. Total	Int. Total				
	Factor	Left	Thru	Right	Heavy	App. Total	Left	Thru	Right	Heavy	App. Total	Left	Thru	Right	Heavy	App. Total	Left	Thru	Right	Heavy				App. Total			
06:00	1.0	33	205	6	7	244	1.0	8	30	9	0	47	1.0	6	16	4	3	26	1.0	4	36	17	2	57	12	374	386
06:15		60	193	8	9	261		8	37	16	1	61		11	18	5	1	34		3	30	32	4	65	15	421	436
06:30		76	207	4	4	287		3	67	17	7	87		7	29	9	5	45		5	60	17	4	82	20	501	521
06:45		89	186	4	2	279		13	111	19	3	143		16	55	10	3	81		7	66	36	2	109	10	612	622
Total		258	791	22	22	1071		32	245	61	11	338		40	118	28	12	186		19	192	102	12	313	57	1908	1956
07:00		66	200	3	9	269		6	54	25	8	85		17	47	7	5	71		6	41	15	7	62	29	487	516
07:15		49	206	14	9	269		22	86	33	8	141		15	26	10	2	51		7	57	36	7	100	26	561	587
07:30		73	157	13	13	243		24	73	13	4	110		12	46	6	3	64		4	49	30	9	83	29	500	529
07:45		59	187	7	6	253		18	78	35	5	131		20	57	7	6	84		6	63	35	14	104	31	572	603
Total		247	750	37	37	1034		70	291	106	25	467		64	176	30	16	270		23	210	116	37	349	115	2120	2235
08:00		44	151	8	5	203		20	67	32	11	119		13	51	11	4	75		9	43	29	17	81	37	478	515
08:15		34	149	11	11	194		18	44	34	4	96		20	61	9	4	90		5	54	33	6	92	25	472	497
08:30		41	141	9	10	191		13	64	41	8	118		19	58	12	13	89		10	41	17	6	68	37	466	503
08:45		56	130	10	19	196		24	41	46	11	111		11	81	4	6	96		18	41	21	6	80	42	483	525
Total		175	571	38	45	784		75	216	153	34	444		63	251	36	27	350		42	179	100	35	321	141	1899	2040
09:00		59	120	13	14	192		6	52	24	7	82		12	44	8	3	64		9	38	19	2	66	26	404	430
09:15		41	105	12	8	158		10	39	26	6	75		15	76	6	12	97		6	39	13	4	58	30	388	418
09:30		28	101	13	8	142		10	28	22	4	60		9	49	8	13	66		13	36	13	6	62	31	330	361
09:45		28	110	14	10	152		14	40	32	9	86		21	55	9	11	85		18	34	19	13	71	43	394	437
Total		156	436	52	40	644		40	159	104	26	303		57	224	31	39	312		46	147	64	25	257	130	1516	1646
10:00		46	108	9	8	163		7	36	37	8	80		26	67	13	10	106		18	33	10	9	61	35	410	445
10:15		43	93	9	7	145		15	49	27	7	91		39	83	10	15	132		7	37	20	9	64	38	432	470
10:30		46	76	11	7	133		9	54	38	9	101		34	59	11	8	104		13	41	15	5	69	29	407	436
10:45		46	102	17	4	165		14	44	39	8	97		46	83	5	11	134		13	47	22	6	82	29	478	507
Total		181	379	46	26	606		45	183	141	32	369		145	292	39	44	476		51	158	67	29	276	131	1727	1858
11:00		58	102	15	3	175		12	63	33	10	108		62	110	13	22	185		20	37	12	9	69	44	537	581
11:15		47	90	19	10	156		15	62	46	23	123		36	83	14	15	133		18	45	13	8	76	56	488	544
11:30		36	90	16	5	142		15	66	38	11	119		16	79	11	10	106		17	38	7	5	62	31	429	460
11:45		45	91	21	11	157		10	65	54	12	129		22	73	9	5	104		20	66	30	9	116	37	506	543
Total		186	373	71	29	630		52	256	171	56	479		136	345	47	52	528		75	186	62	31	323	168	1960	2128
12:00		62	102	21	15	185		19	59	49	8	127		26	72	16	10	114		23	93	34	11	150	44	576	620
12:15		58	119	18	14	195		11	58	59	3	128		23	87	13	9	123		30	103	41	10	174	36	620	656
12:30		42	98	19	13	159		20	72	48	9	140		13	68	11	7	92		20	107	30	20	157	49	548	597
12:45		45	95	13	6	153		8	63	47	4	118		17	78	16	9	111		35	62	23	13	120	32	502	534
Total		207	414	71	48	692		58	252	203	24	513		79	305	56	35	440		108	365	128	54	601	161	2246	2407
13:00		47	62	14	7	123		10	48	37	3	95		26	63	12	15	101		16	39	11	9	66	34	385	419
13:15		40	105	21	17	166		13	43	59	3	115		27	93	16	12	136		23	52	17	7	92	39	509	548
13:30		45	79	13	5	137		10	54	47	8	111		27	84	7	10	118		18	57	14	4	89	27	455	482
13:45		46	73	15	7	134		7	59	45	4	111		23	90	14	4	127		19	58	11	6	88	21	460	481
Total		178	319	63	36	560		40	204	188	18	432		103	330	49	41	482		76	206	53	26	335	121	1809	1930
14:00		46	103	9	6	158		10	60	50	4	120		28	101	10	12	139		18	51	21	6	90	28	507	535
14:15		44	80	10	7	134		10	46	34	6	90		19	95	15	7	129		16	47	12	3	75	23	428	451
14:30		70	121	8	11	199		18	56	43	6	117		18	101	13	8	132		15	54	9	6	78	31	526	557
14:45		37	63	11	5	111		13	52	74	8	139		24	151	16	12	191		20	55	10	5	85	30	526	556
Total		197	367	38	29	602		51	214	201	24	466		89	448	54	39	591		69	207	52	20	328	112	1987	2099
15:00		69	84	14	9	167		9	54	61	7	124		21	118	13	4	152		24	80	20	6	124	26	567	593
15:15		35	66	20	6	121		14	84	63	6	161		26	157	14	13	197		26	54	14	4	94	29	573	602
15:30		53	91	12	7	156		18	75	81	5	174		16	193	11	3	220		28	92	26	4	146	19	696	715
15:45		50	98	11	5	159		18	101	96	7	215		37	177	9	12	223		25	70	10	3	105	27	702	729
Total		207	339	57	27	603		59	314	301	25	674		100	645	47	32	792		103	296	70	17	469	101	2538	2639
16:00		55	89	8	7	152		15	59	91	9	165		23	200	25	6	248		25	83	13	2	121	24	686	710
16:15		52	83	7	3	142		15	119	129	12	263		26	171	17	8	214		14	69	13	2	96	25	715	740
16:30		68	115	14	3	197		16	87	96	6</																

Anoka County Highway Department
 Traffic Engineering
 Traffic Volume and Turning Movement Stud

File Name : TMC0417
 Site Code : 04170101
 Start Date : 07/19/2004
 Page No : 2

Weather: Sunny & Hot
 nter: TDC-8
 Counted by: Katelyn/Kyle

Groups Printed- Unshifted

Start Time	TH 47 Southbound					CSAH 116 Westbound					TH 47 Northbound					CSAH 116 Eastbound					Exclu. Total	Inclu. Total	Int. Total
	Left	Thru	Right	Heavy	App. Total	Left	Thru	Right	Heavy	App. Total	Left	Thru	Right	Heavy	App. Total	Left	Thru	Right	Heavy	App. Total			
Factor	1.0	1.0	1.0	1.0		1.0	1.0	1.0	1.0		1.0	1.0	1.0	1.0		1.0	1.0	1.0	1.0				
18:00	65	92	12	1	169	11	81	79	2	171	28	141	25	6	194	20	66	17	1	103	10	637	647
18:15	65	91	10	2	166	16	64	58	0	138	23	160	19	1	202	17	54	11	1	82	4	588	592
18:30	38	105	16	4	159	17	73	68	6	158	18	114	8	1	140	14	64	9	0	87	11	544	555
18:45	61	69	16	1	146	13	58	53	0	124	20	126	11	1	157	19	47	11	3	77	5	504	509
Total	229	357	54	8	640	57	276	258	8	591	89	541	63	9	693	70	231	48	5	349	30	2273	2303
19:00	45	79	15	3	139	20	47	55	0	122	12	134	10	3	156	22	54	9	2	85	8	502	510
19:15	54	76	24	2	154	17	63	54	0	134	13	109	11	1	133	23	45	10	1	78	4	499	503
19:30	50	74	14	0	138	19	46	67	1	132	11	102	10	5	123	24	29	12	0	65	6	458	464
19:45	51	71	11	2	133	14	52	69	0	135	20	116	16	3	152	21	42	18	0	81	5	501	506
Total	200	300	64	7	564	70	208	245	1	523	56	461	47	12	564	90	170	49	3	309	23	1960	1983
20:00	47	70	16	1	133	18	57	68	1	143	15	87	10	0	112	13	43	2	0	58	2	446	448
20:15	24	57	6	1	87	13	50	50	0	113	19	95	12	0	126	18	41	9	0	68	1	394	395
20:30	45	65	6	1	116	7	37	42	2	86	19	107	6	3	132	5	36	12	2	53	8	387	395
20:45	41	48	11	0	100	14	34	57	2	105	10	103	8	0	121	6	26	17	0	49	2	375	377
Total	157	240	39	3	436	52	178	217	5	447	63	392	36	3	491	42	146	40	2	228	13	1602	1615
21:00	41	48	4	3	93	17	51	47	0	115	15	84	8	0	107	17	35	13	1	65	4	380	384
21:15	38	58	7	1	103	3	45	41	0	89	5	82	4	1	91	4	25	8	0	37	2	320	322
21:30	24	53	4	0	81	9	26	39	1	74	9	81	5	0	95	13	24	12	1	49	2	299	301
21:45	21	29	5	1	55	6	26	28	0	60	12	83	6	1	101	9	38	5	1	52	3	268	271
Total	124	188	20	5	332	35	148	155	1	338	41	330	23	2	394	43	122	38	3	203	11	1267	1278
Grand Total	313	664	789	394	10567	839	383	331	336	7995	130	634	703	405	8356	109	345	111	310	5666	1445	32584	34029
Approch %	29.6	62.9	7.5			10.5	48.0	41.5			15.7	75.9	8.4			19.3	60.9	19.7			4.2	95.8	
Total %	9.6	20.4	2.4		32.4	2.6	11.8	10.2		24.5	4.0	19.5	2.2		25.6	3.4	10.6	3.4		17.4			

**ANOKA COUNTY HIGHWAY
PC-WARRANTS
TRAFFIC SIGNAL WARRANT ANALYSIS**

Study Name : TMC0417
Study Date : 07/23/04
Page No. : 1

Signal Warrants - Summary

Major Street Approaches

Northbound: TH 47
Number of Lanes: 2
Approach Speed: 55
Total Approach Volume: 8,356

Southbound: TH 47
Number of Lanes: 2
Approach Speed: 55
Total Approach Volume: 10,567

Minor Street Approaches

Eastbound: CSAH 116
Number of Lanes: 2

Total Approach Volume: 5,666

Westbound: CSAH 116
Number of Lanes: 2

Total Approach Volume: 7,995

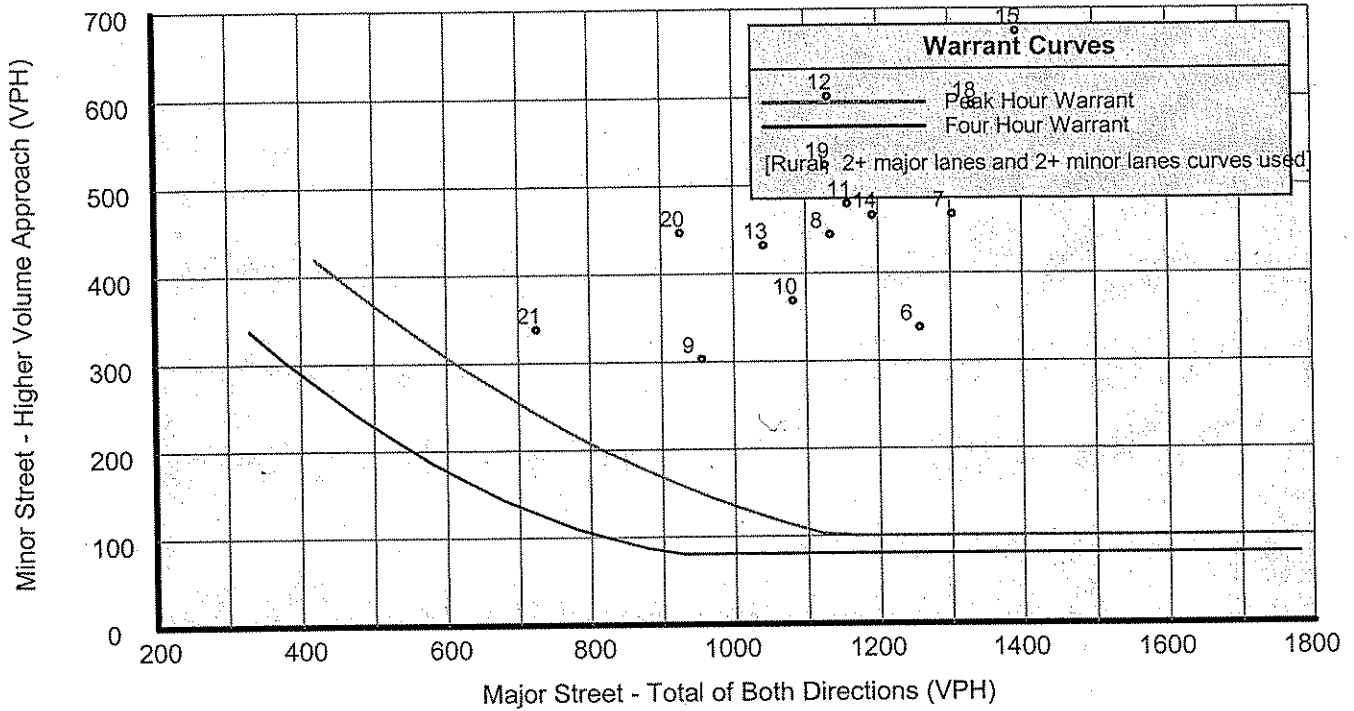
Warrant Summary (Rural values apply.)

Warrant 1 - Eight Hour Vehicular Volumes	Satisfied
Warrant 1A - Minimum Vehicular Volume	Satisfied
Required volumes reached for 16 hours, 8 are needed	
Warrant 1B - Interruption of Continuous Traffic	Satisfied
Required volumes reached for 16 hours, 8 are needed	
Warrant 1 A&B - Combination of Warrants	Satisfied
Required volumes reached for 16 hours, 8 are needed	
Warrant 2 - Four Hour Volumes	Satisfied
Number of hours (16) volumes exceed minimum >= minimum required (4).	
Warrant 3 - Peak Hour	Satisfied
Warrant 3A - Peak Hour Volumes	Satisfied
Volumes exceed minimums for at least one hour.	
Warrant 3B - Peak Hour Delay	Satisfied
Number of hours (63) volumes exceed minimum >= required (1). Delay data not evaluated.	
Warrant 4 - Pedestrian Volumes	Not Evaluated
Warrant 5 - School Crossing	Not Evaluated
Warrant 6 - Coordinated Signal System	Not Evaluated
Warrant 7 - Crash Experience	Not Evaluated
Warrant 8 - Roadway Network	Not Evaluated

ANOKA COUNTY HIGHWAY PC-WARRANTS TRAFFIC SIGNAL WARRANT ANALYSIS

Study Name : TMC0417
Study Date : 07/23/04
Page No. : 2

Signal Warrants - Summary



Analysis of 8-Hour Volume Warrants:

Hour Begin	Major Total	Higher Minor Vol	Dir	War-1A			War-1B			War-1A&B		
				Major Crit	Minor Crit	Meets?	Major Crit	Minor Crit	Meets?	Major Crit	Minor Crit	Meets?
00:00	0	0	EB	420-No	140-No	---	630-No	70-No	---	504-No	112-No	---
01:00	0	0	EB	420-No	140-No	---	630-No	70-No	---	504-No	112-No	---
02:00	0	0	EB	420-No	140-No	---	630-No	70-No	---	504-No	112-No	---
03:00	0	0	EB	420-No	140-No	---	630-No	70-No	---	504-No	112-No	---
04:00	0	0	EB	420-No	140-No	---	630-No	70-No	---	504-No	112-No	---
05:00	0	0	EB	420-No	140-No	---	630-No	70-No	---	504-No	112-No	---
06:00	1,257	338	WB	420-Yes	140-Yes	Both	630-Yes	70-Yes	Both	504-Yes	112-Yes	Both
07:00	1,304	467	WB	420-Yes	140-Yes	Both	630-Yes	70-Yes	Both	504-Yes	112-Yes	Both
08:00	1,134	444	WB	420-Yes	140-Yes	Both	630-Yes	70-Yes	Both	504-Yes	112-Yes	Both
09:00	956	303	WB	420-Yes	140-Yes	Both	630-Yes	70-Yes	Both	504-Yes	112-Yes	Both
10:00	1,082	369	WB	420-Yes	140-Yes	Both	630-Yes	70-Yes	Both	504-Yes	112-Yes	Both
11:00	1,158	479	WB	420-Yes	140-Yes	Both	630-Yes	70-Yes	Both	504-Yes	112-Yes	Both
12:00	1,132	601	EB	420-Yes	140-Yes	Both	630-Yes	70-Yes	Both	504-Yes	112-Yes	Both
13:00	1,042	432	WB	420-Yes	140-Yes	Both	630-Yes	70-Yes	Both	504-Yes	112-Yes	Both
14:00	1,193	466	WB	420-Yes	140-Yes	Both	630-Yes	70-Yes	Both	504-Yes	112-Yes	Both
15:00	1,395	674	WB	420-Yes	140-Yes	Both	630-Yes	70-Yes	Both	504-Yes	112-Yes	Both
16:00	1,592	822	WB	420-Yes	140-Yes	Both	630-Yes	70-Yes	Both	504-Yes	112-Yes	Both
17:00	1,564	789	WB	420-Yes	140-Yes	Both	630-Yes	70-Yes	Both	504-Yes	112-Yes	Both
18:00	1,333	591	WB	420-Yes	140-Yes	Both	630-Yes	70-Yes	Both	504-Yes	112-Yes	Both
19:00	1,128	523	WB	420-Yes	140-Yes	Both	630-Yes	70-Yes	Both	504-Yes	112-Yes	Both
20:00	927	447	WB	420-Yes	140-Yes	Both	630-Yes	70-Yes	Both	504-Yes	112-Yes	Both
21:00	726	338	WB	420-Yes	140-Yes	Both	630-Yes	70-Yes	Both	504-Yes	112-Yes	Both
22:00	0	0	EB	420-No	140-No	---	630-No	70-No	---	504-No	112-No	---
23:00	0	0	EB	420-No	140-No	---	630-No	70-No	---	504-No	112-No	---

**ANOKA COUNTY HIGHWAY
PC-WARRANTS
TRAFFIC SIGNAL WARRANT ANALYSIS**

Study Name : TMC0417
Study Date : 07/23/04

Multi-Way Stop Warrant Report

Major Street Approaches

Northbound: TH 47
Total Approach Volume: 8,356
Approach Speed: 55

Southbound: TH 47
Total Approach Volume: 10,567
Approach Speed: 55

Minor Street Approaches

Eastbound: CSAH 116
Total Approach Volume: 5,666

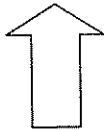
Westbound: CSAH 116
Total Approach Volume: 7,995

Warrant Summary

- Criteria A - Interim Measure** Not Evaluated
If traffic signals are justified, stop signs can be installed as an interim measure.
- Criteria B - Crash Experience** Not Evaluated
Number of crashes (0) is less than the minimum required (5).
- Criteria C - Minimum Volumes and Delays** Satisfied
Delay data not evaluated
Required volumes reached for 16 hours, 8 are needed
- Criteria D - 80% of Volumes, Delays, and Crashes** Not Evaluated
Delay data not evaluated
Required volumes reached for 0 hours, 8 are needed

Analysis of 8-Hour Volume Warrants:

Time	Major Crit Total	Minor Total	Crit C			Crit D		
			Major Crit	Minor Crit	Meets?	Major Crit	Minor Crit	Meets?
00:00 - 01:00	0	0	210-No	140-No	No	240-No	160-No	No
01:00 - 02:00	0	0	210-No	140-No	No	240-No	160-No	No
02:00 - 03:00	0	0	210-No	140-No	No	240-No	160-No	No
03:00 - 04:00	0	0	210-No	140-No	No	240-No	160-No	No
04:00 - 05:00	0	0	210-No	140-No	No	240-No	160-No	No
05:00 - 06:00	0	0	210-No	140-No	No	240-No	160-No	No
06:00 - 07:00	1,257	651	210-Yes	140-Yes	Both	240-Yes	160-Yes	Both
07:00 - 08:00	1,304	816	210-Yes	140-Yes	Both	240-Yes	160-Yes	Both
08:00 - 09:00	1,134	765	210-Yes	140-Yes	Both	240-Yes	160-Yes	Both
09:00 - 10:00	956	560	210-Yes	140-Yes	Both	240-Yes	160-Yes	Both
10:00 - 11:00	1,082	645	210-Yes	140-Yes	Both	240-Yes	160-Yes	Both
11:00 - 12:00	1,158	802	210-Yes	140-Yes	Both	240-Yes	160-Yes	Both
12:00 - 13:00	1,132	1,114	210-Yes	140-Yes	Both	240-Yes	160-Yes	Both
13:00 - 14:00	1,042	767	210-Yes	140-Yes	Both	240-Yes	160-Yes	Both
14:00 - 15:00	1,193	794	210-Yes	140-Yes	Both	240-Yes	160-Yes	Both
15:00 - 16:00	1,395	1,143	210-Yes	140-Yes	Both	240-Yes	160-Yes	Both
16:00 - 17:00	1,592	1,339	210-Yes	140-Yes	Both	240-Yes	160-Yes	Both
17:00 - 18:00	1,564	1,277	210-Yes	140-Yes	Both	240-Yes	160-Yes	Both
18:00 - 19:00	1,333	940	210-Yes	140-Yes	Both	240-Yes	160-Yes	Both
19:00 - 20:00	1,128	832	210-Yes	140-Yes	Both	240-Yes	160-Yes	Both
20:00 - 21:00	927	675	210-Yes	140-Yes	Both	240-Yes	160-Yes	Both
21:00 - 22:00	726	541	210-Yes	140-Yes	Both	240-Yes	160-Yes	Both
22:00 - 23:00	0	0	210-No	140-No	No	240-No	160-No	No
23:00 - 00:00	0	0	210-No	140-No	No	240-No	160-No	No



NORTH

APP. #1 = CSAH 116
APP. #2 = TH 47
APP. #3 = CSAH 116
APP. #4 = TH 47

COUNT LOCATION:

CSAH 116 (Industry Ave.) @

DATE:

07/19/2004

TH 47 (St. Francis Blvd.)

APP. #2	APP. #3
APP. #1	APP. #4

- HEAVY VEHICLE- ANY VEHICLE HAVING MORE THAN FOUR TIRES TOUCHING THE PAVEMENT
- A. TRUCKS- A HEAVY VEHICLE INVOLVED PRIMARILY IN THE TRANSPORT OF GOODS OR IN THE DELIVERY OF A SERVICE.
 - B. RV- A HEAVY VEHICLE OPERATED BY A PRIVATE MOTORIST AND INVOLVED IN THE TRANSPORT OF RECREATIONAL EQUIPMENT OR FACILITIES.
 - C. BUSES- A HEAVY VEHICLE INVOLVED IN THE TRANSPORTATION OF GROUPS OF PEOPLE.

TIME	PEDESTRIANS					HEAVY VEHICLES		
	APP. #1	APP. #2	APP. #3	APP. #4	15 MIN TOT	TRUCKS	RV	BUS
6:00-6:15AM						12		
6:15-6:30						15		
6:30-6:45	1				1	16		4
6:45-7:00				2	2	8		2
HOURLY TOTAL					3	HOURLY TOTAL		57
7:00-7:15						27		2
7:15-7:30				1		19		7
7:30-7:45						19		10
7:45-8:00						28	1	3
HOURLY TOTAL					3	HOURLY TOTAL		116
8:00-8:15					1	31		6
8:15-8:30						18	1	5
8:30-8:45		1	1		2	31	1	5
8:45-9:00		1	1	3	5	27		15
HOURLY TOTAL					1	HOURLY TOTAL		140
9:00-9:15						22	1	3
9:15-9:30						29		1
9:30-9:45	1	1	1	2	5	31		1
9:45-10:00				1	1	44		
HOURLY TOTAL					6	HOURLY TOTAL		132
10:00-10:15		1		2	3	33	2	
10:15-10:30						38		
10:30-10:45				1	1	29	1	
10:45-11:00			3		3	27	1	1
HOURLY TOTAL					7	HOURLY TOTAL		132
11:00-11:15				1	1	39		5
11:15-11:30				1	1	45		11
11:30-11:45				2	2	26		5
11:45-12:00		2			2	27		10
HOURLY TOTAL					6	HOURLY TOTAL		168
12:00-12:15						33		10
12:15-12:30			3	3	6	29		7
12:30-12:45	2		3	2	7	44		6
12:45-1:00		3	2		5	26	2	4
HOURLY TOTAL					18	HOURLY TOTAL		161
1:00-1:15		1	2		3	30	3	
1:15-1:30		1			1	37		3
1:30-1:45		2			2	27		
1:45-2:00	7	2		1	10	19	1	
HOURLY TOTAL					16	HOURLY TOTAL		120
TOTAL					28	TOTAL		969

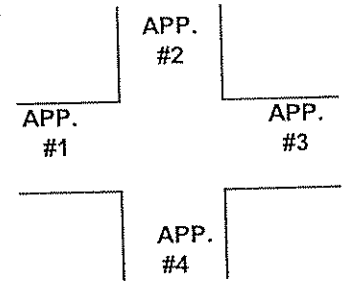
1
2
3
4
5
6
7
8
9
10
11
12
13
14
15
16
17
18
19
20
21
22
23
24
25
26
27
28
29
30
31
32



COUNT LOCATION: CSAH 116 (Industry Ave.) @ TH 47 (St. Francis Blvd.)

DATE: 07/21/2004

APP. #1 = CSAH 116
APP. #2 = TH 47
APP. #3 = CSAH 116
APP. #4 = TH 47



HEAVY VEHICLE- ANY VEHICLE HAVING MORE THAN FOUR TIRES TOUCHING THE PAVEMENT
 A. TRUCKS- A HEAVY VEHICLE INVOLVED PRIMARILY IN THE TRANSPORT OF GOODS OR IN THE DELIVERY OF A SERVICE.
 B. RV- A HEAVY VEHICLE OPERATED BY A PRIVATE MOTORIST AND INVOLVED IN THE TRANSPORT OF RECREATIONAL EQUIPMENT OR FACILITIES.
 C. BUSES- A HEAVY VEHICLE INVOLVED IN THE TRANSPORTATION OF GROUPS OF PEOPLE.

TIME	PEDESTRIANS					HEAVY VEHICLES		
	APP. #1	APP. #2	APP. #3	APP. #4	15 MIN TOT	TRUCKS	RV	BUS
2:00-2:15PM			1		1	28	1	1
2:15-2:30						24	1	
2:30-2:45						27		1
2:45-3:00				3	3	30		
HOURLY TOTAL					4	HOURLY TOTAL		113
3:00-3:15						23		2
3:15-3:30	1				1	31		
3:30-3:45						19		1
3:45-4:00						23		3
HOURLY TOTAL					1	HOURLY TOTAL		102
4:00-4:15		1	2		3	19	1	4
4:15-4:30			2	1	3	25		1
4:30-4:45			1		1	18		1
4:45-5:00		1			1	11		
HOURLY TOTAL					8	HOURLY TOTAL		80
5:00-5:15	3	2			5	12		1
5:15-5:30	3				3	18		
5:30-5:45					1	10		
5:45-6:00	1			2	3	12		
HOURLY TOTAL					12	HOURLY TOTAL		53
6:00-6:15		1	1		2	10		
6:15-6:30			1		1	3		
6:30-6:45			1	3	4	11		
6:45-7:00						5		
HOURLY TOTAL					12	HOURLY TOTAL		29
7:00-7:15		1		2	2	7	1	
7:15-7:30						4		
7:30-7:45		1	1	3	6	6		
7:45-8:00						5		
HOURLY TOTAL					8	HOURLY TOTAL		19
8:00-8:15				1	1	2		
8:15-8:30			2		1	1		
8:30-8:45			2		2	8		
8:45-9:00			3	2	5	2		
HOURLY TOTAL					9	HOURLY TOTAL		13
9:00-9:15			3		3	4		
9:15-9:30						1		
9:30-9:45						1		
9:45-10:00						2		
HOURLY TOTAL					3	HOURLY TOTAL		8
TOTAL					72	TOTAL		1012

1
2
3
4
5
6
7
8
9
10
11
12
13
14
15
16
17
18
19
20
21
22
23
24
25
26
27
28
29
30
31
32