


Date : 7/26/04

Count Number : TMC0420

Location : CSAH 78 (Hanson Blvd.)

@ Station Pkwy.



North

CSAH 78

18024

#2

9073	0	F
8854		F
219		D

8951

999

#1

1639

640	C	45
	B	0
	A	595

Station Pkwy.

CSAH 78

780	M
8906	L
0	K
9686	

9449

#4

19135

	LANES OF APPROACH			TOTAL
	RIGHT TURN LANE	LEFT TURN LANE	THRU LANES	
#1	1	1	0	2
#2	1	0	1	2
#3	0	0	0	0
#4	0	1	1	2

Anoka County Highway Department

Traffic Volume and Turning

Movement Study

Anoka County Highway Department  
 Traffic Engineering  
 Traffic Volume and Turning Movement Stud

File Name : TMC0420  
 Site Code : 04200101  
 Start Date : 07/26/2004  
 Page No : 1

Weather: Warm and Sunny  
 Counter: TDC-8  
 Counted by: Katelyn/Kyle

Groups Printed- 1 - Unshifted

Start Time	CSAH 78 Southbound					Westbound					CSAH 78 Northbound					Station Pkwy. Eastbound					Exclu. Total	Inclu. Total	Int. Total
	Left	Thru	Right	Heavy	App. Total	Left	Thru	Right	Heavy	App. Total	Left	Thru	Right	Heavy	App. Total	Left	Thru	Right	Heavy	App. Total			
Factor	1.0	1.0	1.0	1.0		1.0	1.0	1.0	1.0		1.0	1.0	1.0	1.0		1.0	1.0	1.0	1.0				
06:00	0	141	2	1	143	0	0	0	0	0	7	25	0	2	32	0	0	4	0	4	3	179	182
06:15	0	250	2	6	252	0	0	0	0	0	14	58	0	2	72	0	0	1	1	1	9	325	334
06:30	0	297	4	6	301	0	0	0	0	0	22	69	0	2	91	1	0	5	4	6	12	398	410
06:45	0	230	6	12	236	0	0	0	0	0	16	82	0	7	98	0	0	14	8	14	27	348	375
Total	0	918	14	25	932	0	0	0	0	0	59	234	0	13	293	1	0	24	13	25	51	1250	1301
07:00	0	274	8	12	282	0	0	0	0	0	7	76	0	9	83	1	0	6	4	7	25	372	397
07:15	0	224	2	7	226	0	0	0	0	0	16	103	0	3	119	1	0	3	1	4	11	349	360
07:30	0	214	2	9	216	0	0	0	0	0	6	87	0	12	93	0	0	4	1	4	22	313	335
07:45	0	230	8	13	238	0	0	0	0	0	8	106	0	7	114	0	0	5	0	5	20	357	377
Total	0	942	20	41	962	0	0	0	0	0	37	372	0	31	409	2	0	18	6	20	78	1391	1469
08:00	0	141	6	5	147	0	0	0	0	0	16	41	0	5	57	0	0	18	5	18	15	222	237
08:15	0	179	3	15	182	0	0	0	0	0	9	77	0	9	86	1	0	10	1	11	25	279	304
08:30	0	189	2	12	191	0	0	0	0	0	11	77	0	9	88	2	0	4	2	6	23	285	308
08:45	0	153	13	19	166	0	0	0	0	0	26	86	0	21	112	0	0	7	2	7	42	285	327
Total	0	662	24	51	686	0	0	0	0	0	62	281	0	44	343	3	0	39	10	42	105	1071	1176
09:00	0	123	8	13	131	0	0	0	0	0	17	69	0	18	86	0	0	6	0	6	31	223	254
09:15	0	117	1	9	118	0	0	0	0	0	12	77	0	6	89	0	0	6	1	6	16	213	229
09:30	0	118	4	7	122	0	0	0	0	0	8	81	0	9	89	2	0	9	3	11	19	222	241
09:45	0	162	4	9	166	0	0	0	0	0	16	70	0	4	86	0	0	5	0	5	13	257	270
Total	0	520	17	38	537	0	0	0	0	0	53	297	0	37	350	2	0	26	4	28	79	915	994
10:00	0	113	5	6	118	0	0	0	0	0	4	80	0	7	84	1	0	7	1	8	14	210	224
10:15	0	115	3	4	118	0	0	0	0	0	10	97	0	9	107	1	0	8	3	9	16	234	250
10:30	0	129	1	10	130	0	0	0	0	0	17	96	0	10	113	3	0	11	5	14	25	257	282
10:45	0	122	1	18	123	0	0	0	0	0	12	89	0	9	101	2	0	12	8	14	35	238	273
Total	0	479	10	38	489	0	0	0	0	0	43	362	0	35	405	7	0	38	17	45	90	939	1029
11:00	0	142	4	15	146	0	0	0	0	0	10	115	0	8	125	1	0	9	0	10	23	281	304
11:15	0	117	1	9	118	0	0	0	0	0	8	110	0	10	118	2	0	18	0	20	19	256	275
11:30	0	86	5	5	91	0	0	0	0	0	20	85	0	9	105	0	0	27	8	27	22	223	245
11:45	0	113	3	7	116	0	0	0	0	0	17	99	0	12	116	4	0	17	6	21	25	253	278
Total	0	458	13	36	471	0	0	0	0	0	55	409	0	39	464	7	0	71	14	78	89	1013	1102
12:00	0	154	3	14	157	0	0	0	0	0	18	118	0	15	136	0	0	9	0	9	29	302	331
12:15	0	128	7	10	135	0	0	0	0	0	11	114	0	7	125	0	0	6	1	6	18	266	284
12:30	0	120	11	13	131	0	0	0	0	0	22	110	0	19	132	3	0	17	2	20	34	283	317
12:45	0	119	6	13	125	0	0	0	0	0	11	119	0	12	130	1	0	12	0	13	25	268	293
Total	0	521	27	50	548	0	0	0	0	0	62	461	0	53	523	4	0	44	3	48	106	1119	1225
13:00	0	143	3	10	146	0	0	0	0	0	13	119	0	10	132	0	0	11	0	11	20	289	309
13:15	0	136	4	5	140	0	0	0	0	0	14	132	0	9	146	1	0	10	1	11	15	297	312
13:30	0	131	3	7	134	0	0	0	0	0	11	118	0	3	129	0	0	4	0	4	10	267	277
13:45	0	121	2	9	123	0	0	0	0	0	9	143	0	12	152	3	0	10	1	13	22	288	310
Total	0	531	12	31	543	0	0	0	0	0	47	512	0	34	559	4	0	35	2	39	67	1141	1208
14:00	0	106	3	4	109	0	0	0	0	0	9	120	0	4	129	2	0	10	3	12	11	250	261
14:15	0	138	2	5	140	0	0	0	0	0	10	124	0	9	134	1	0	9	0	10	14	284	298
14:30	0	119	2	8	121	0	0	0	0	0	16	157	0	9	173	1	0	17	3	18	20	312	332
14:45	0	113	4	9	117	0	0	0	0	0	8	191	0	6	199	0	0	11	0	11	15	327	342
Total	0	476	11	26	487	0	0	0	0	0	43	592	0	28	635	4	0	47	6	51	60	1173	1233
15:00	0	139	1	8	140	0	0	0	0	0	6	180	0	7	186	0	0	13	1	13	16	339	355
15:15	0	131	3	4	134	0	0	0	0	0	10	199	0	8	209	0	0	9	0	9	12	352	364
15:30	0	132	2	6	134	0	0	0	0	0	17	268	0	9	285	0	0	9	0	9	15	428	443
15:45	0	121	3	3	124	0	0	0	0	0	17	217	0	10	234	0	0	14	0	14	13	372	385
Total	0	523	9	21	532	0	0	0	0	0	50	864	0	34	914	0	0	45	1	45	56	1491	1547
16:00	0	139	4	3	143	0	0	0	0	0	21	271	0	4	292	0	0	9	0	9	7	444	451
16:15	0	153	0	3	153	0	0	0	0	0	11	244	0	9	255	0	0	18	0	18	12	426	438
16:30	0	148	11	1	159	0	0	0	0	0	28	285	0	9	313	0	0	18	0	18	10	490	500
16:45	0	153	5	6	158	0	0	0	0	0	24	254	0	4	278	0	0	12	1	12	11	448	459
Total	0	593	20	13	613	0	0	0	0	0	84	1054	0	26	1138	0	0	57	1	57	40	1808	1848
17:00	0	159	2	2	161	0	0	0	0	0	12	240	0	5	252	1	0	12	0	13	7	426	433
17:15	0	128	8	3	136	0	0	0	0	0	24	273	0	5	297	0	0	11	1	11	9	444	453
17:30	0	162	3	0	165	0	0	0	0	0	17	279	0	2	296	0	0	12	2	12	4	473	477
17:45	0	141	0	2	141	0	0	0	0	0	21	268	0	2	289	1	0	12	0	13	4	443	447
Total	0	590	13	7	603	0	0	0	0	0	74	1060	0	14	1134	2	0	47	3	49	24	1786	1810

Anoka County Highway Department  
 Traffic Engineering  
 Traffic Volume and Turning Movement Stud

File Name : TMC0420  
 Site Code : 04200101  
 Start Date : 07/26/2004  
 Page No : 2

Weather: Warm and Sunny  
 Inter: TDC-8  
 Counted by: Katelyn/Kyle

Groups Printed- 1 - Unshifted

Start Time	CSAH 78 Southbound					Westbound					CSAH 78 Northbound					Station Pkwy. Eastbound					Exclu. Total	Inclu. Total	Int. Total
	Left	Thru	Right	Heavy	App. Total	Left	Thru	Right	Heavy	App. Total	Left	Thru	Right	Heavy	App. Total	Left	Thru	Right	Heavy	App. Total			
Factor	1.0	1.0	1.0	1.0		1.0	1.0	1.0	1.0		1.0	1.0	1.0	1.0		1.0	1.0	1.0	1.0				
18:00	0	93	1	1	94	0	0	0	0	0	20	257	0	3	277	0	0	10	0	10	4	381	385
18:15	0	125	5	2	130	0	0	0	0	0	10	189	0	4	199	0	0	18	0	18	6	347	353
18:30	0	129	3	1	132	0	0	0	0	0	9	199	0	3	208	0	0	14	0	14	4	354	358
18:45	0	149	3	1	152	0	0	0	0	0	10	190	0	0	200	1	0	6	0	7	1	359	360
Total	0	496	12	5	508	0	0	0	0	0	49	835	0	10	884	1	0	48	0	49	15	1441	1456
19:00	0	136	1	1	137	0	0	0	0	0	5	162	0	1	167	1	0	8	0	9	2	313	315
19:15	0	105	1	1	106	0	0	0	0	0	9	193	0	0	202	1	0	6	0	7	1	315	316
19:30	0	118	1	3	119	0	0	0	0	0	3	135	0	4	138	3	0	4	0	7	7	264	271
19:45	0	91	2	1	93	0	0	0	0	0	6	113	0	0	119	0	0	5	0	5	1	217	218
Total	0	450	5	6	455	0	0	0	0	0	23	603	0	5	626	5	0	23	0	28	11	1109	1120
20:00	0	96	1	1	97	0	0	0	0	0	6	137	0	0	143	1	0	6	0	7	1	247	248
20:15	0	100	2	2	102	0	0	0	0	0	7	142	0	1	149	0	0	5	1	5	4	256	260
20:30	0	99	2	0	101	0	0	0	0	0	4	134	0	1	138	1	0	4	0	5	1	244	245
20:45	0	66	2	0	68	0	0	0	0	0	8	73	0	0	81	0	0	1	0	1	0	150	150
Total	0	361	7	3	368	0	0	0	0	0	25	486	0	2	511	2	0	16	1	18	6	897	903
21:00	0	96	0	0	96	0	0	0	0	0	5	123	0	2	128	1	0	8	0	9	2	233	235
21:15	0	81	1	1	82	0	0	0	0	0	0	142	0	1	142	0	0	2	0	2	2	226	228
21:30	0	97	3	1	100	0	0	0	0	0	4	130	0	1	134	0	0	5	0	5	2	239	241
21:45	0	60	1	0	61	0	0	0	0	0	5	89	0	0	94	0	0	2	0	2	0	157	157
Total	0	334	5	2	339	0	0	0	0	0	14	484	0	4	498	1	0	17	0	18	6	855	861
Grand Total	0	885	219	393	9073	0	0	0	0	0	780	890	0	409	9686	45	0	595	81	640	883	19399	20282
Apprch %	0.0	97.6	2.4			0.0	0.0	0.0			8.1	91.9	0.0			7.0	0.0	93.0			4.4	95.6	
Total %	0.0	45.6	1.1		46.8	0.0	0.0	0.0		0.0	4.0	45.9	0.0		48.9	0.2	0.0	3.1		3.3			

**ANOKA COUNTY HIGHWAY  
PC-WARRANTS  
TRAFFIC SIGNAL WARRANT ANALYSIS**

Study Name : TMC0420  
Study Date : 07/30/04  
Page No. : 1

**Signal Warrants - Summary**

**Major Street Approaches**

**Northbound: CSAH 78**  
Number of Lanes: 2  
Approach Speed: 55  
Total Approach Volume: 9,716

**Southbound: CSAH 78**  
Number of Lanes: 2  
Approach Speed: 55  
Total Approach Volume: 9,075

**Minor Street Approaches**

**Eastbound: Station Pkwy.**  
Number of Lanes: 2  
  
Total Approach Volume: 641

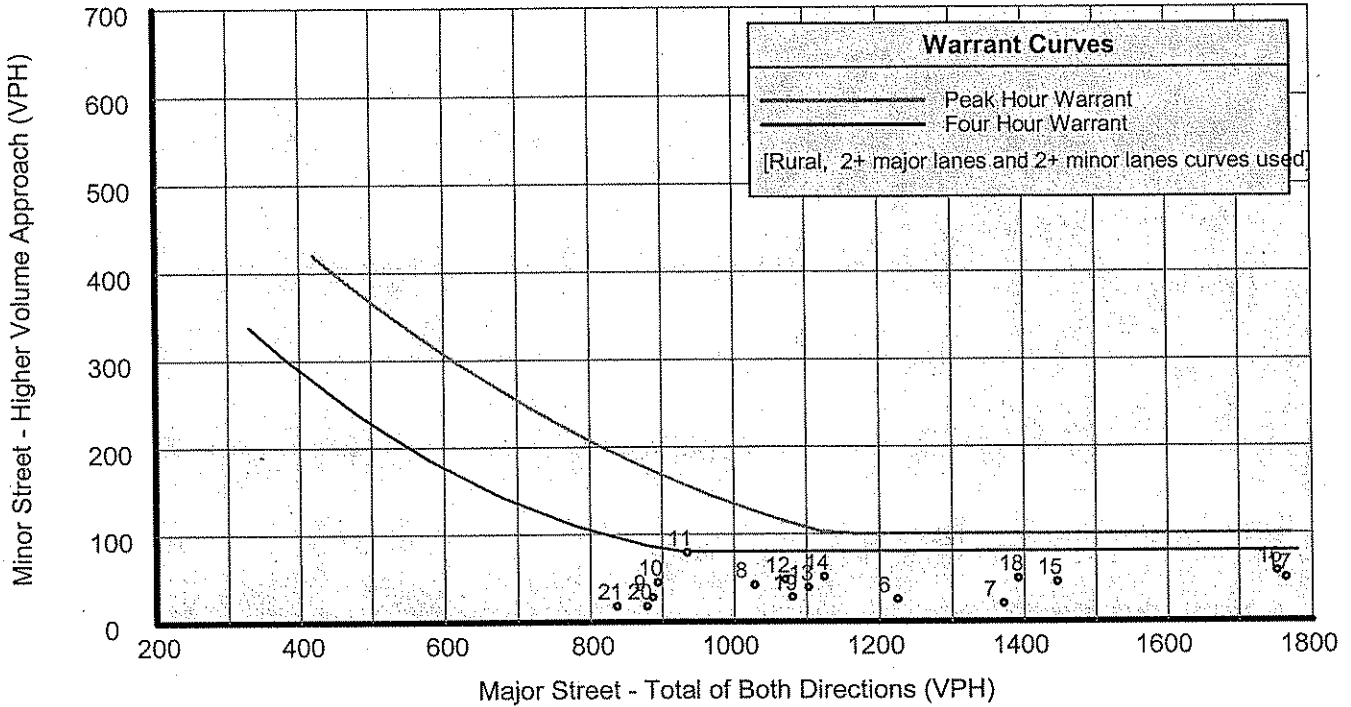
**Warrant Summary (Rural values apply.)**

- Warrant 1 - Eight Hour Vehicular Volumes ..... Not Satisfied
  - Warrant 1A - Minimum Vehicular Volume ..... Not Satisfied  
Required volumes reached for 0 hours, 8 are needed
  - Warrant 1B - Interruption of Continuous Traffic ..... Not Satisfied  
Required volumes reached for 1 hours, 8 are needed
  - Warrant 1 A&B - Combination of Warrants ..... Not Satisfied  
Required volumes reached for 0 hours, 8 are needed
  
- Warrant 2 - Four Hour Volumes ..... Not Satisfied  
Number of hours (0) volumes exceed minimum < minimum required (4).
  
- Warrant 3 - Peak Hour ..... Not Satisfied
  - Warrant 3A - Peak Hour Volumes ..... Not Satisfied  
Volumes do not exceed minimums for any hour.
  - Warrant 3B - Peak Hour Delay ..... Not Satisfied  
Approach volumes on minor street don't exceed minimums for any hour. Delay data not evaluated.
  
- Warrant 4 - Pedestrian Volumes ..... Not Evaluated
  
- Warrant 5 - School Crossing ..... Not Evaluated
  
- Warrant 6 - Coordinated Signal System ..... Not Evaluated
  
- Warrant 7 - Crash Experience ..... Not Evaluated
  
- Warrant 8 - Roadway Network ..... Not Evaluated

# ANOKA COUNTY HIGHWAY PC-WARRANTS TRAFFIC SIGNAL WARRANT ANALYSIS

Study Name : TMC0420  
Study Date : 07/30/04  
Page No. : 2

## Signal Warrants - Summary



### Analysis of 8-Hour Volume Warrants:

Hour Begin	Major Total	Higher Minor		War-1A			War-1B			War-1A&B		
		Vol	Dir	Major Crit	Minor Crit	Meets?	Major Crit	Minor Crit	Meets?	Major Crit	Minor Crit	Meets?
00:00	0	0	EB	420-No	140-No	---	630-No	70-No	---	504-No	112-No	---
01:00	0	0	EB	420-No	140-No	---	630-No	70-No	---	504-No	112-No	---
02:00	0	0	EB	420-No	140-No	---	630-No	70-No	---	504-No	112-No	---
03:00	0	0	EB	420-No	140-No	---	630-No	70-No	---	504-No	112-No	---
04:00	0	0	EB	420-No	140-No	---	630-No	70-No	---	504-No	112-No	---
05:00	0	0	EB	420-No	140-No	---	630-No	70-No	---	504-No	112-No	---
06:00	1,225	25	EB	420-Yes	140-No	Major	630-Yes	70-No	Major	504-Yes	112-No	Major
07:00	1,371	20	EB	420-Yes	140-No	Major	630-Yes	70-No	Major	504-Yes	112-No	Major
08:00	1,029	42	EB	420-Yes	140-No	Major	630-Yes	70-No	Major	504-Yes	112-No	Major
09:00	887	28	EB	420-Yes	140-No	Major	630-Yes	70-No	Major	504-Yes	112-No	Major
10:00	894	45	EB	420-Yes	140-No	Major	630-Yes	70-No	Major	504-Yes	112-No	Major
11:00	935	79	EB	420-Yes	140-No	Major	630-Yes	70-Yes	Both	504-Yes	112-No	Major
12:00	1,071	48	EB	420-Yes	140-No	Major	630-Yes	70-No	Major	504-Yes	112-No	Major
13:00	1,103	39	EB	420-Yes	140-No	Major	630-Yes	70-No	Major	504-Yes	112-No	Major
14:00	1,125	51	EB	420-Yes	140-No	Major	630-Yes	70-No	Major	504-Yes	112-No	Major
15:00	1,446	45	EB	420-Yes	140-No	Major	630-Yes	70-No	Major	504-Yes	112-No	Major
16:00	1,752	57	EB	420-Yes	140-No	Major	630-Yes	70-No	Major	504-Yes	112-No	Major
17:00	1,764	49	EB	420-Yes	140-No	Major	630-Yes	70-No	Major	504-Yes	112-No	Major
18:00	1,392	49	EB	420-Yes	140-No	Major	630-Yes	70-No	Major	504-Yes	112-No	Major
19:00	1,081	28	EB	420-Yes	140-No	Major	630-Yes	70-No	Major	504-Yes	112-No	Major
20:00	879	18	EB	420-Yes	140-No	Major	630-Yes	70-No	Major	504-Yes	112-No	Major
21:00	837	18	EB	420-Yes	140-No	Major	630-Yes	70-No	Major	504-Yes	112-No	Major
22:00	0	0	EB	420-No	140-No	---	630-No	70-No	---	504-No	112-No	---
23:00	0	0	EB	420-No	140-No	---	630-No	70-No	---	504-No	112-No	---

**ANOKA COUNTY HIGHWAY  
PC-WARRANTS  
TRAFFIC SIGNAL WARRANT ANALYSIS**

Study Name : TMC0420  
Study Date : 07/30/04

**Multi-Way Stop Warrant Report**

**Major Street Approaches**

**Northbound: CSAH 78**  
Total Approach Volume: 9,716  
Approach Speed: 55

**Southbound: CSAH 78**  
Total Approach Volume: 9,075  
Approach Speed: 55

**Minor Street Approaches**

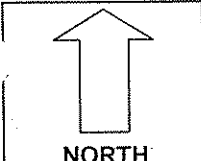
**Eastbound: Station Pkwy.**  
Total Approach Volume: 641

**Warrant Summary**

- Criteria A - Interim Measure** ..... Not Evaluated  
If traffic signals are justified, stop signs can be installed as an interim measure.
- Criteria B - Crash Experience** ..... Not Evaluated  
Number of crashes (0) is less than the minimum required (5).
- Criteria C - Minimum Volumes and Delays** ..... Not Satisfied  
Delay data not evaluated  
Required volumes reached for 0 hours, 8 are needed
- Criteria D - 80% of Volumes, Delays, and Crashes** ..... Not Evaluated  
Delay data not evaluated  
Required volumes reached for 0 hours, 8 are needed

**Analysis of 8-Hour Volume Warrants:**

Time	Major Crit		Crit C			Crit D		
	Total	Minor Total	Major Crit	Minor Crit	Meets?	Major Crit	Minor Crit	Meets?
00:00 - 01:00	0	0	210-No	140-No	No	240-No	160-No	No
01:00 - 02:00	0	0	210-No	140-No	No	240-No	160-No	No
02:00 - 03:00	0	0	210-No	140-No	No	240-No	160-No	No
03:00 - 04:00	0	0	210-No	140-No	No	240-No	160-No	No
04:00 - 05:00	0	0	210-No	140-No	No	240-No	160-No	No
05:00 - 06:00	0	0	210-No	140-No	No	240-No	160-No	No
06:00 - 07:00	1,225	25	210-Yes	140-No	Major	240-Yes	160-No	Major
07:00 - 08:00	1,371	20	210-Yes	140-No	Major	240-Yes	160-No	Major
08:00 - 09:00	1,029	42	210-Yes	140-No	Major	240-Yes	160-No	Major
09:00 - 10:00	887	28	210-Yes	140-No	Major	240-Yes	160-No	Major
10:00 - 11:00	894	45	210-Yes	140-No	Major	240-Yes	160-No	Major
11:00 - 12:00	935	79	210-Yes	140-No	Major	240-Yes	160-No	Major
12:00 - 13:00	1,071	48	210-Yes	140-No	Major	240-Yes	160-No	Major
13:00 - 14:00	1,103	40	210-Yes	140-No	Major	240-Yes	160-No	Major
14:00 - 15:00	1,125	51	210-Yes	140-No	Major	240-Yes	160-No	Major
15:00 - 16:00	1,446	45	210-Yes	140-No	Major	240-Yes	160-No	Major
16:00 - 17:00	1,752	57	210-Yes	140-No	Major	240-Yes	160-No	Major
17:00 - 18:00	1,764	49	210-Yes	140-No	Major	240-Yes	160-No	Major
18:00 - 19:00	1,392	49	210-Yes	140-No	Major	240-Yes	160-No	Major
19:00 - 20:00	1,081	28	210-Yes	140-No	Major	240-Yes	160-No	Major
20:00 - 21:00	879	18	210-Yes	140-No	Major	240-Yes	160-No	Major
21:00 - 22:00	837	18	210-Yes	140-No	Major	240-Yes	160-No	Major
22:00 - 23:00	0	0	210-No	140-No	No	240-No	160-No	No
23:00 - 00:00	0	0	210-No	140-No	No	240-No	160-No	No



COUNT LOCATION:

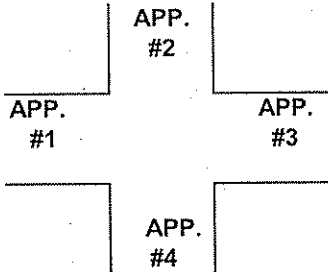
CSAH 78 (Hanson Blvd.) @

DATE:

07/26/2004

Station Pkwy.

APP. #1 = Station Pkwy.
APP. #2 = CSAH 78
APP. #3 = N/A
APP. #4 = CSAH 78



HEAVY VEHICLE- ANY VEHICLE HAVING MORE THAN FOUR TIRES TOUCHING THE PAVEMENT  
 A. TRUCKS- A HEAVY VEHICLE INVOLVED PRIMARILY IN THE TRANSPORT OF GOODS OR IN THE DELIVERY OF A SERVICE.  
 B. RV- A HEAVY VEHICLE OPERATED BY A PRIVATE MOTORIST AND INVOLVED IN THE TRANSPORT OF RECREATIONAL EQUIPMENT OR FACILITIES.  
 C. BUSES- A HEAVY VEHICLE INVOLVED IN THE TRANSPORTATION OF GROUPS OF PEOPLE.

TIME	PEDESTRIANS					HEAVY VEHICLES		
	APP. #1	APP. #2	APP. #3	APP. #4	15 MIN TOT	TRUCKS	RV	BUS
6:00-6:15AM						3		
6:15-6:30				1		8		1
6:30-6:45						7		5
6:45-7:00						12		15
<b>HOURLY TOTAL</b>					<b>1</b>	<b>HOURLY TOTAL</b>		<b>51</b>
7:00-7:15			1		1	14		11
7:15-7:30						7		3
7:30-7:45						11		11
7:45-8:00			1		1	10		9
<b>HOURLY TOTAL</b>					<b>2</b>	<b>HOURLY TOTAL</b>		<b>76</b>
8:00-8:15						11		4
8:15-8:30						19		6
8:30-8:45						17		7
8:45-9:00						26		16
<b>HOURLY TOTAL</b>						<b>HOURLY TOTAL</b>		<b>106</b>
9:00-9:15						9		22
9:15-9:30						14		2
9:30-9:45						18		1
9:45-10:00						13		
<b>HOURLY TOTAL</b>						<b>HOURLY TOTAL</b>		<b>79</b>
10:00-10:15						13		1
10:15-10:30						14		2
10:30-10:45						12	2	11
10:45-11:00						15		20
<b>HOURLY TOTAL</b>						<b>HOURLY TOTAL</b>		<b>90</b>
11:00-11:15						9		14
11:15-11:30			1		1	16		4
11:30-11:45						12		10
11:45-12:00						20		5
<b>HOURLY TOTAL</b>					<b>1</b>	<b>HOURLY TOTAL</b>		<b>90</b>
12:00-12:15						20		9
12:15-12:30						10	1	6
12:30-12:45						14	1	19
12:45-1:00						16		9
<b>HOURLY TOTAL</b>						<b>HOURLY TOTAL</b>		<b>105</b>
1:00-1:15	2				2	13		7
1:15-1:30						13		2
1:30-1:45						9		2
1:45-2:00						22		
<b>HOURLY TOTAL</b>					<b>2</b>	<b>HOURLY TOTAL</b>		<b>68</b>
<b>TOTAL</b>					<b>6</b>	<b>TOTAL</b>		<b>665</b>

1  
2  
3  
4  
5  
6  
7  
8  
9  
10  
11  
12  
13  
14  
15  
16  
17  
18  
19  
20  
21  
22  
23  
24  
25  
26  
27  
28  
29  
30  
31  
32



NORTH

APP. #1 = Station Pkwy.

APP. #2 = CSAH 78

APP. #3 = N/A

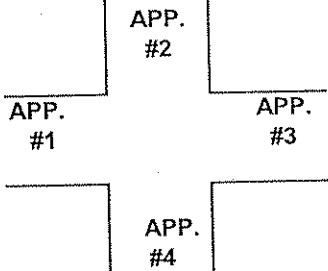
APP. #4 = CSAH 78

COUNT LOCATION:

CSAH 78 (Hanson Blvd.) @  
Station Pkwy.

DATE:

07/29/2004



HEAVY VEHICLE- ANY VEHICLE HAVING MORE THAN FOUR TIRES TOUCHING THE PAVEMENT  
 A. TRUCKS- A HEAVY VEHICLE INVOLVED PRIMARILY IN THE TRANSPORT OF GOODS OR IN THE DELIVERY OF A SERVICE.  
 B. RV- A HEAVY VEHICLE OPERATED BY A PRIVATE MOTORIST AND INVOLVED IN THE TRANSPORT OF RECREATIONAL EQUIPMENT OR FACILITIES.  
 C. BUSES- A HEAVY VEHICLE INVOLVED IN THE TRANSPORTATION OF GROUPS OF PEOPLE.

TIME	PEDESTRIANS					HEAVY VEHICLES		
	APP. #1	APP. #2	APP. #3	APP. #4	15 MIN TOT	TRUCKS	RV	BUS
2:00-2:15PM						11		
2:15-2:30						13		1
2:30-2:45						17		3
2:45-3:00						14		1
<b>HOURLY TOTAL</b>						<b>HOURLY TOTAL</b>		<b>60</b>
3:00-3:15						15		2
3:15-3:30						10		3
3:30-3:45						11	1	4
3:45-4:00	1				1	10		
<b>HOURLY TOTAL</b>					<b>1</b>	<b>HOURLY TOTAL</b>		<b>56</b>
4:00-4:15						6		1
4:15-4:30						9		3
4:30-4:45						7		3
4:45-5:00						11		
<b>HOURLY TOTAL</b>						<b>HOURLY TOTAL</b>		<b>40</b>
5:00-5:15			1		1	7		
5:15-5:30			1		1	8		
5:30-5:45						2		
5:45-6:00						4		
<b>HOURLY TOTAL</b>					<b>2</b>	<b>HOURLY TOTAL</b>		<b>21</b>
6:00-6:15						4		
6:15-6:30				1	1	6		
6:30-6:45						4		
6:45-7:00						1		
<b>HOURLY TOTAL</b>					<b>1</b>	<b>HOURLY TOTAL</b>		<b>15</b>
7:00-7:15						2		
7:15-7:30			1		1	1		
7:30-7:45						7		
7:45-8:00				1	1	1		
<b>HOURLY TOTAL</b>					<b>2</b>	<b>HOURLY TOTAL</b>		<b>11</b>
8:00-8:15						1		
8:15-8:30				2	2	3		
8:30-8:45				1	1	1		
8:45-9:00								
<b>HOURLY TOTAL</b>					<b>3</b>	<b>HOURLY TOTAL</b>		<b>5</b>
9:00-9:15						2		
9:15-9:30						2		
9:30-9:45						1	1	
9:45-10:00								
<b>HOURLY TOTAL</b>						<b>HOURLY TOTAL</b>		<b>6</b>
<b>TOTAL</b>					<b>9</b>	<b>TOTAL</b>		<b>214</b>

1  
2  
3  
4  
5  
6  
7  
8  
9  
10  
11  
12  
13  
14  
15  
16  
17  
18  
19  
20  
21  
22  
23  
24  
25  
26  
27  
28  
29  
30  
31  
32