


Date: 8/3/04

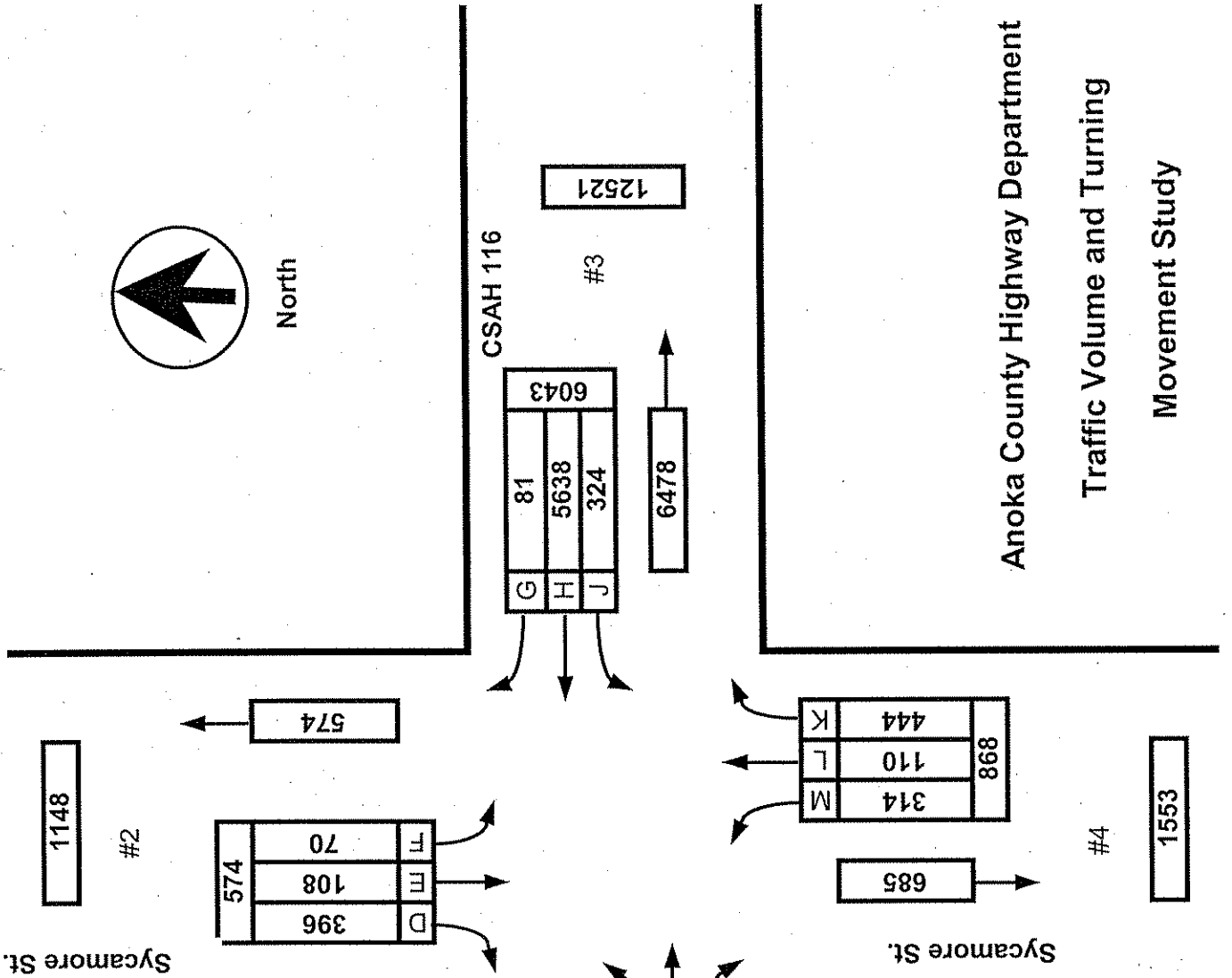
Count Number: TMC0422

Location: CSAH 116 (Bunker Lk. Blvd.)

@ Sycamore St.



North



Anoka County Highway Department
Traffic Volume and Turning
Movement Study

	LANES OF APPROACH			TOTAL
	RIGHT TURN LANE	LEFT TURN LANE	THRU LANES	
#1	1	0	1	2
#2	0	0	1	1
#3	1	0	1	2
#4	0	0	1	1

Anoka County Highway Department
 Traffic Engineering
 Traffic Volume and Turning Movement Stud

File Name : TMC0422
 Site Code : 04220101
 Start Date : 08/03/2004
 Page No : 1

Weather: Sunny & Warm
 Counter: TDC-8
 Counted by: Katelyn/Kyle

Groups Printed- Unshifted

Start Time	Sycamore St. Southbound					CSAH 116 Westbound					Sycamore St. Northbound					CSAH 116 Eastbound					Exclu. Total	Inclu. Total	Int. Total
	Left	Thru	Right	Heavy	App. Total	Left	Thru	Right	Heavy	App. Total	Left	Thru	Right	Heavy	App. Total	Left	Thru	Right	Heavy	App. Total			
	1.0	1.0	1.0	1.0		1.0	1.0	1.0	1.0		1.0	1.0	1.0	1.0		1.0	1.0	1.0	1.0				
06:00	2	1	3	0	6	15	49	0	1	64	2	0	0	0	2	0	33	3	3	36	4	108	112
06:15	0	4	8	0	12	22	94	2	3	118	4	0	0	0	4	1	65	7	6	73	9	207	216
06:30	0	7	15	0	22	23	88	1	0	112	0	0	3	1	3	1	66	8	5	75	6	212	218
06:45	1	6	5	0	12	18	81	0	1	99	2	0	4	1	6	3	85	2	8	90	10	207	217
Total	3	18	31	0	52	78	312	3	5	393	8	0	7	2	15	5	249	20	22	274	29	734	763
07:00	1	8	5	0	14	17	89	0	2	106	1	1	3	1	5	3	62	7	2	72	5	197	202
07:15	2	5	8	0	15	22	99	1	3	122	1	6	3	0	10	3	77	7	5	87	8	234	242
07:30	2	13	5	0	20	12	116	0	6	128	0	0	2	0	2	2	105	4	5	111	11	261	272
07:45	3	4	5	1	12	13	101	1	6	115	1	0	4	0	5	1	120	4	16	125	23	257	280
Total	8	30	23	1	61	64	405	2	17	471	3	7	12	1	22	9	364	22	28	395	47	949	996
08:00	0	2	3	0	5	9	75	1	5	85	1	0	3	1	4	3	68	5	11	76	17	170	187
08:15	0	2	8	0	10	1	70	0	3	71	1	1	0	1	2	1	90	3	10	94	14	177	191
08:30	1	6	10	0	17	4	76	1	4	81	4	7	2	1	13	3	68	1	7	72	12	183	195
08:45	1	1	8	0	10	4	98	0	7	102	2	0	4	0	6	5	56	2	6	63	13	181	194
Total	2	11	29	0	42	18	319	2	19	339	8	8	9	3	25	12	282	11	34	305	56	711	767
09:00	3	2	3	1	8	2	77	0	3	79	1	1	1	0	3	2	66	1	6	69	10	159	169
09:15	0	1	3	0	4	10	83	0	7	93	1	0	1	0	2	5	60	4	11	69	18	168	186
09:30	1	3	6	0	10	2	66	0	6	68	3	0	1	0	4	1	62	1	5	64	11	146	157
09:45	1	1	4	0	6	3	68	0	4	71	2	0	1	0	3	5	80	1	8	86	12	166	178
Total	5	7	16	1	28	17	294	0	20	311	7	1	4	0	12	13	268	7	30	288	51	639	690
10:00	1	1	5	0	7	3	54	1	3	58	3	1	3	1	7	1	36	2	2	39	6	111	117
10:15	1	2	5	2	8	6	92	2	8	100	2	0	0	1	2	8	131	6	14	145	25	255	280
10:30	2	1	10	0	13	6	83	1	12	90	2	0	7	0	9	1	88	2	7	91	19	203	222
10:45	1	3	6	0	10	4	83	1	4	88	2	0	4	0	6	5	84	6	6	95	10	199	209
Total	5	7	26	2	38	19	312	5	27	336	9	1	14	2	24	15	339	16	29	370	60	768	828
11:00	0	0	1	0	1	2	59	0	4	61	11	4	1	0	16	3	53	10	9	66	13	144	157
11:15	1	2	11	0	14	3	79	0	3	82	11	3	4	0	18	1	86	2	7	89	10	203	213
11:30	3	2	3	1	8	7	82	0	8	89	6	0	6	1	12	7	72	4	3	83	13	192	205
11:45	1	3	7	0	11	2	89	1	13	92	3	2	6	0	11	3	94	4	9	101	22	215	237
Total	5	7	22	1	34	14	309	1	28	324	31	9	17	1	57	14	305	20	28	339	58	754	812
12:00	0	1	3	1	4	5	104	0	3	109	3	0	3	0	6	7	82	5	8	94	12	213	225
12:15	0	1	7	0	8	9	90	0	4	99	2	2	3	0	7	1	86	7	8	94	12	208	220
12:30	1	0	5	1	6	2	84	2	6	88	4	1	4	0	9	6	83	1	10	90	17	193	210
12:45	0	3	2	0	5	1	65	2	4	68	6	2	5	2	13	5	90	4	6	99	12	185	197
Total	1	5	17	2	23	17	343	4	17	364	15	5	15	2	35	19	341	17	32	377	53	799	852
13:00	1	1	8	0	10	0	96	0	7	96	9	0	5	1	14	2	80	6	4	88	12	208	220
13:15	2	0	2	0	4	3	77	1	5	81	2	1	3	0	6	4	85	4	6	93	11	184	195
13:30	3	0	13	2	16	1	94	6	8	101	3	0	5	0	8	6	85	0	3	91	13	216	229
13:45	0	2	4	0	6	2	88	1	6	91	2	0	5	1	7	11	72	5	8	88	15	192	207
Total	6	3	27	2	36	6	355	8	26	369	16	1	18	2	35	23	322	15	21	360	51	800	851
14:00	2	0	5	0	7	6	64	0	4	70	6	1	6	1	13	7	87	3	3	97	8	187	195
14:15	0	1	3	0	4	3	70	2	9	75	7	2	6	2	15	3	70	3	3	76	14	170	184
14:30	1	1	3	0	5	3	92	1	12	96	6	1	3	0	10	8	126	11	7	145	19	256	275
14:45	2	3	6	0	11	2	102	2	4	106	4	1	6	0	11	8	98	18	9	124	13	252	265
Total	5	5	17	0	27	14	328	5	29	347	23	5	21	3	49	26	381	35	22	442	54	865	919
15:00	1	1	6	0	8	7	83	1	9	91	16	1	8	4	25	9	116	9	8	134	21	258	279
15:15	1	0	4	1	5	2	104	0	13	106	5	3	12	0	20	5	117	9	0	131	14	262	276
15:30	1	0	8	0	9	1	115	2	3	118	13	2	13	0	28	9	126	4	3	139	6	294	300
15:45	2	1	3	0	6	3	125	2	4	130	4	0	8	0	12	11	148	2	3	161	7	309	316
Total	5	2	21	1	28	13	427	5	29	445	38	6	41	4	85	34	507	24	14	565	48	1123	1171
16:00	1	1	14	0	16	4	105	2	3	111	11	4	25	0	40	7	139	3	2	149	5	316	321
16:15	0	1	5	0	6	1	131	0	8	132	6	1	19	0	26	10	123	4	2	137	10	301	311
16:30	0	0	11	0	11	6	142	2	4	150	13	2	16	0	31	6	160	4	3	170	7	362	369
16:45	1	1	9	1	11	3	125	2	8	130	8	4	33	0	45	9	152	2	5	163	14	349	363
Total	2	3	39	1	44	14	503	6	23	523	38	11	93	0	142	32	574	13	12	619	36	1328	1364
17:00	1	0	11	1	12	8	141	1	6	150	9	3	26	1	38	7	166	2	5	175	13	375	388
17:15	1	1	7	0	9	5	133	3	2	141	8	4	17	0	29	16	142	2	2	160	4	339	343
17:30	0	0	2	0	2	2	56	3	1	61	17	7	11	0	35	7	95	3	4	105	5	203	208
17:45	2	1	14	0	17	4	140	2	2	146	6	3	21	0	30	12	163	7	2	182	4	375	379
Total	4	2	34	1	40	19	470	9	11	498	40	17	75	1	132	42	566	14	13	622	26	1292	1318

Anoka County Highway Department
 Traffic Engineering
 Traffic Volume and Turning Movement Stud

File Name : TMC0422
 Site Code : 04220101
 Start Date : 08/03/2004
 Page No : 2

Weather: Sunny & Warm
 Inter: TDC-8
 Counted by: Katelyn/Kyle

Groups Printed- Unshifted

Start Time	Sycamore St. Southbound					CSAH 116 Westbound					Sycamore St. Northbound					CSAH 116 Eastbound					Exclu. Total	Inclu. Total	Int. Total
	Left	Thru	Right	Heavy	App. Total	Left	Thru	Right	Heavy	App. Total	Left	Thru	Right	Heavy	App. Total	Left	Thru	Right	Heavy	App. Total			
Factor	1.0	1.0	1.0	1.0		1.0	1.0	1.0	1.0		1.0	1.0	1.0	1.0		1.0	1.0	1.0	1.0				
18:00	2	0	6	0	8	2	98	2	2	102	10	2	16	1	28	15	147	4	0	166	3	304	307
18:15	1	0	4	0	5	5	112	1	3	118	8	1	15	0	24	12	142	2	1	156	4	303	307
18:30	3	1	9	0	13	3	109	1	2	113	3	1	15	0	19	5	114	2	1	121	3	266	269
18:45	0	1	11	0	12	1	112	1	1	114	3	3	8	0	14	10	124	6	2	140	3	280	283
Total	6	2	30	0	38	11	431	5	8	447	24	7	54	1	85	42	527	14	4	583	13	1153	1166
19:00	1	0	12	0	13	2	79	3	1	84	7	3	7	0	17	13	102	2	1	117	2	231	233
19:15	3	0	10	0	13	3	78	0	1	81	4	0	2	0	6	8	98	0	0	106	1	206	207
19:30	1	1	6	0	8	0	45	2	0	47	18	11	5	0	34	4	72	3	2	79	2	168	170
19:45	1	0	6	0	7	1	75	3	1	79	4	0	3	0	7	4	97	1	2	102	3	195	198
Total	6	1	34	0	41	6	277	8	3	291	33	14	17	0	64	29	369	6	5	404	8	800	808
20:00	2	2	5	0	9	2	64	1	1	67	1	2	6	0	9	9	85	2	3	96	4	181	185
20:15	0	0	2	0	2	3	71	4	1	78	6	7	13	0	26	12	103	8	0	123	1	229	230
20:30	1	0	2	0	3	2	63	2	1	67	5	2	5	0	12	6	82	1	0	89	1	171	172
20:45	1	0	7	0	8	0	76	2	1	78	3	1	5	0	9	6	77	2	2	85	3	180	183
Total	4	2	16	0	22	7	274	9	4	290	15	12	29	0	56	33	347	13	5	393	9	761	770
21:00	1	1	3	1	5	3	99	4	0	106	1	0	6	0	7	9	87	1	2	97	3	215	218
21:15	1	1	3	0	5	1	61	1	1	63	2	5	2	0	9	8	51	2	1	61	2	138	140
21:30	1	0	5	0	6	1	60	1	0	62	2	1	6	0	9	11	46	2	0	59	0	136	136
21:45	0	1	3	0	4	2	59	3	1	64	1	0	4	1	5	7	39	1	0	47	2	120	122
Total	3	3	14	1	20	7	279	9	2	295	6	6	18	1	30	35	223	6	3	264	7	609	616
Grand Total	70	108	396	13	574	324	563	81	268	6043	314	110	444	23	868	383	596	253	302	6600	606	14085	14691
Apprch %	12.2	18.8	69.0			5.4	93.3	1.3			36.2	12.7	51.2			5.8	90.4	3.8					
Total %	0.5	0.8	2.8		4.1	2.3	40.0	0.6		42.9	2.2	0.8	3.2		6.2	2.7	42.3	1.8		46.9	4.1	95.9	

**ANOKA COUNTY HIGHWAY
PC-WARRANTS
TRAFFIC SIGNAL WARRANT ANALYSIS**

Study Name : TMC0422
Study Date : 08/06/04
Page No. : 1

Signal Warrants - Summary

Major Street Approaches

Eastbound: CSAH 116
Number of Lanes: 2
Approach Speed: 55
Total Approach Volume: 6,600

Westbound: CSAH 116
Number of Lanes: 2
Approach Speed: 55
Total Approach Volume: 6,043

Minor Street Approaches

Northbound: Sycamore St.
Number of Lanes: 1

Total Approach Volume: 868

Southbound: Sycamore St.
Number of Lanes: 1

Total Approach Volume: 574

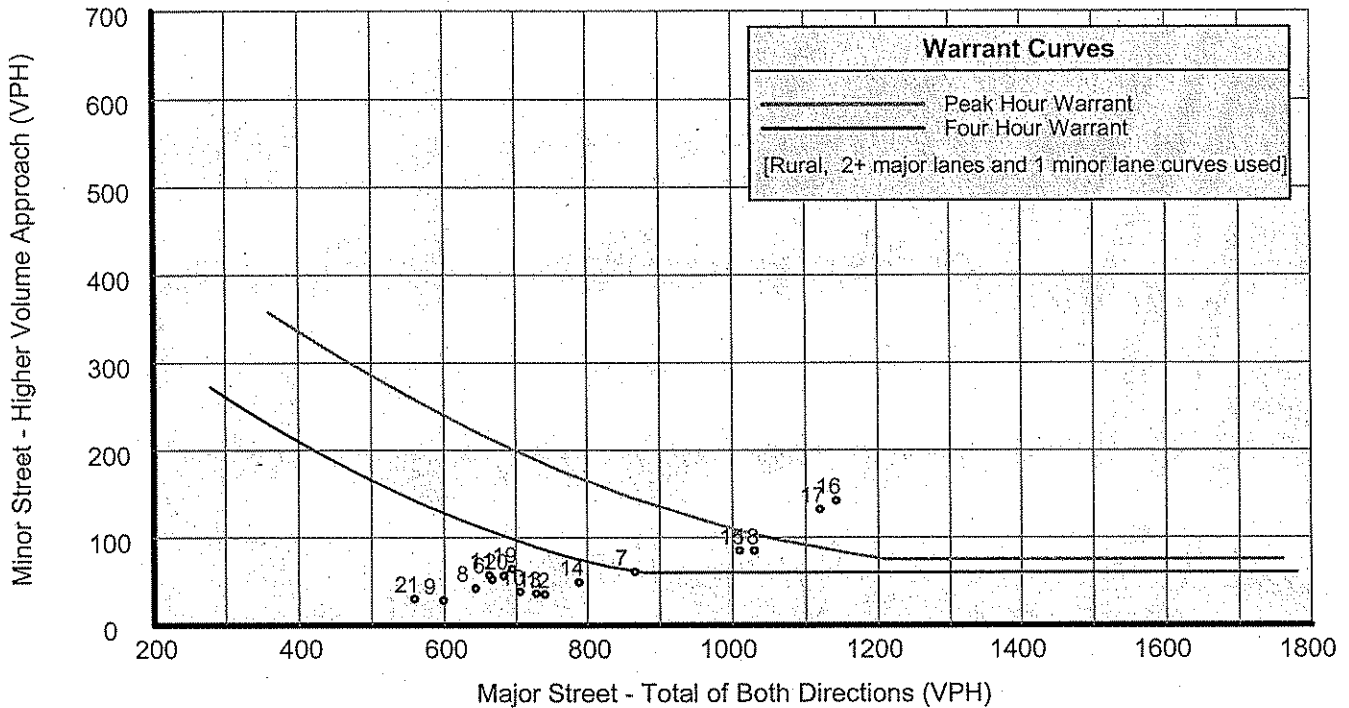
Warrant Summary (Rural values apply.)

Warrant 1 - Eight Hour Vehicular Volumes	Satisfied
Warrant 1A - Minimum Vehicular Volume Not Satisfied	
Required volumes reached for 2 hours, 8 are needed	
Warrant 1B - Interruption of Continuous Traffic Satisfied	
Required volumes reached for 9 hours, 8 are needed	
Warrant 1 A&B - Combination of Warrants Not Satisfied	
Required volumes reached for 4 hours, 8 are needed	
 Warrant 2 - Four Hour Volumes	 Satisfied
Number of hours (5) volumes exceed minimum >= minimum required (4).	
 Warrant 3 - Peak Hour	 Satisfied
Warrant 3A - Peak Hour Volumes Satisfied	
Volumes exceed minimums for at least one hour.	
Warrant 3B - Peak Hour Delay Satisfied	
Number of hours (11) volumes exceed minimum >= required (1). Delay data not evaluated.	
 Warrant 4 - Pedestrian Volumes	 Not Evaluated
 Warrant 5 - School Crossing	 Not Evaluated
 Warrant 6 - Coordinated Signal System	 Not Evaluated
 Warrant 7 - Crash Experience	 Not Evaluated
 Warrant 8 - Roadway Network	 Not Evaluated

ANOKA COUNTY HIGHWAY PC-WARRANTS TRAFFIC SIGNAL WARRANT ANALYSIS

Study Name : TMC0422
Study Date : 08/06/04
Page No. : 2

Signal Warrants - Summary



Analysis of 8-Hour Volume Warrants:

Hour Begin	Major Total	Higher Minor		War-1A			War-1B			War-1A&B		
		Vol	Dir	Major Crit	Minor Crit	Meets?	Major Crit	Minor Crit	Meets?	Major Crit	Minor Crit	Meets?
00:00	0	0	NB	420-No	105-No	---	630-No	52-No	---	504-No	84-No	---
01:00	0	0	NB	420-No	105-No	---	630-No	52-No	---	504-No	84-No	---
02:00	0	0	NB	420-No	105-No	---	630-No	52-No	---	504-No	84-No	---
03:00	0	0	NB	420-No	105-No	---	630-No	52-No	---	504-No	84-No	---
04:00	0	0	NB	420-No	105-No	---	630-No	52-No	---	504-No	84-No	---
05:00	0	0	NB	420-No	105-No	---	630-No	52-No	---	504-No	84-No	---
06:00	667	52	SB	420-Yes	105-No	Major	630-Yes	52-Yes	Both	504-Yes	84-No	Major
07:00	866	61	SB	420-Yes	105-No	Major	630-Yes	52-Yes	Both	504-Yes	84-No	Major
08:00	644	42	SB	420-Yes	105-No	Major	630-Yes	52-No	Major	504-Yes	84-No	Major
09:00	599	28	SB	420-Yes	105-No	Major	630-No	52-No	---	504-Yes	84-No	Major
10:00	706	38	SB	420-Yes	105-No	Major	630-Yes	52-No	Major	504-Yes	84-No	Major
11:00	663	57	NB	420-Yes	105-No	Major	630-Yes	52-Yes	Both	504-Yes	84-No	Major
12:00	741	35	NB	420-Yes	105-No	Major	630-Yes	52-No	Major	504-Yes	84-No	Major
13:00	729	36	SB	420-Yes	105-No	Major	630-Yes	52-No	Major	504-Yes	84-No	Major
14:00	789	49	NB	420-Yes	105-No	Major	630-Yes	52-No	Major	504-Yes	84-No	Major
15:00	1,010	85	NB	420-Yes	105-No	Major	630-Yes	52-Yes	Both	504-Yes	84-Yes	Both
16:00	1,142	142	NB	420-Yes	105-Yes	Both	630-Yes	52-Yes	Both	504-Yes	84-Yes	Both
17:00	1,120	132	NB	420-Yes	105-Yes	Both	630-Yes	52-Yes	Both	504-Yes	84-Yes	Both
18:00	1,030	85	NB	420-Yes	105-No	Major	630-Yes	52-Yes	Both	504-Yes	84-Yes	Both
19:00	695	64	NB	420-Yes	105-No	Major	630-Yes	52-Yes	Both	504-Yes	84-No	Major
20:00	683	56	NB	420-Yes	105-No	Major	630-Yes	52-Yes	Both	504-Yes	84-No	Major
21:00	559	30	NB	420-Yes	105-No	Major	630-No	52-No	---	504-Yes	84-No	Major
22:00	0	0	NB	420-No	105-No	---	630-No	52-No	---	504-No	84-No	---
23:00	0	0	NB	420-No	105-No	---	630-No	52-No	---	504-No	84-No	---

**ANOKA COUNTY HIGHWAY
PC-WARRANTS
TRAFFIC SIGNAL WARRANT ANALYSIS**

Study Name : TMC0422
Study Date : 08/06/04

Multi-Way Stop Warrant Report

Major Street Approaches

Eastbound: CSAH 116
Total Approach Volume: 6,600
Approach Speed: 55

Westbound: CSAH 116
Total Approach Volume: 6,043
Approach Speed: 55

Minor Street Approaches

Northbound: Sycamore St.
Total Approach Volume: 868

Southbound: Sycamore St.
Total Approach Volume: 574

Warrant Summary

Criteria A - Interim Measure Not Evaluated
If traffic signals are justified, stop signs can be installed as an interim measure.

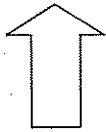
Criteria B - Crash Experience Not Evaluated
Number of crashes (0) is less than the minimum required (5).

Criteria C - Minimum Volumes and Delays Not Satisfied
Delay data not evaluated
Required volumes reached for 2 hours, 8 are needed

Criteria D - 80% of Volumes, Delays, and Crashes Not Evaluated
Delay data not evaluated
Required volumes reached for 0 hours, 8 are needed

Analysis of 8-Hour Volume Warrants:

Time	Major Crit Total	Minor Total	Crit C			Crit D		
			Major Crit	Minor Crit	Meets?	Major Crit	Minor Crit	Meets?
00:00 - 01:00	0	0	210-No	140-No	No	240-No	160-No	No
01:00 - 02:00	0	0	210-No	140-No	No	240-No	160-No	No
02:00 - 03:00	0	0	210-No	140-No	No	240-No	160-No	No
03:00 - 04:00	0	0	210-No	140-No	No	240-No	160-No	No
04:00 - 05:00	0	0	210-No	140-No	No	240-No	160-No	No
05:00 - 06:00	0	0	210-No	140-No	No	240-No	160-No	No
06:00 - 07:00	667	67	210-Yes	140-No	Major	240-Yes	160-No	Major
07:00 - 08:00	866	83	210-Yes	140-No	Major	240-Yes	160-No	Major
08:00 - 09:00	644	67	210-Yes	140-No	Major	240-Yes	160-No	Major
09:00 - 10:00	599	40	210-Yes	140-No	Major	240-Yes	160-No	Major
10:00 - 11:00	706	62	210-Yes	140-No	Major	240-Yes	160-No	Major
11:00 - 12:00	663	91	210-Yes	140-No	Major	240-Yes	160-No	Major
12:00 - 13:00	741	58	210-Yes	140-No	Major	240-Yes	160-No	Major
13:00 - 14:00	729	71	210-Yes	140-No	Major	240-Yes	160-No	Major
14:00 - 15:00	789	76	210-Yes	140-No	Major	240-Yes	160-No	Major
15:00 - 16:00	1,010	113	210-Yes	140-No	Major	240-Yes	160-No	Major
16:00 - 17:00	1,142	186	210-Yes	140-Yes	Both	240-Yes	160-Yes	Both
17:00 - 18:00	1,120	172	210-Yes	140-Yes	Both	240-Yes	160-Yes	Both
18:00 - 19:00	1,030	123	210-Yes	140-No	Major	240-Yes	160-No	Major
19:00 - 20:00	695	105	210-Yes	140-No	Major	240-Yes	160-No	Major
20:00 - 21:00	683	78	210-Yes	140-No	Major	240-Yes	160-No	Major
21:00 - 22:00	559	50	210-Yes	140-No	Major	240-Yes	160-No	Major
22:00 - 23:00	0	0	210-No	140-No	No	240-No	160-No	No
23:00 - 00:00	0	0	210-No	140-No	No	240-No	160-No	No



NORTH

COUNT LOCATION:

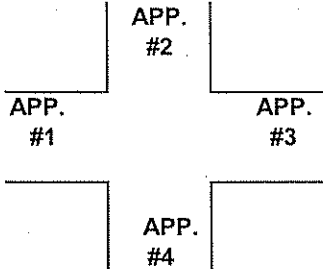
CSAH 116 (Bunker Lk. Blvd.) @

DATE:

08/03/2004

Sycamore St.

APP. #1 = CSAH 116
APP. #2 = Sycamore St.
APP. #3 = CSAH 116
APP. #4 = Sycamore St.



- HEAVY VEHICLE- ANY VEHICLE HAVING MORE THAN FOUR TIRES TOUCHING THE PAVEMENT**
- A. TRUCKS- A HEAVY VEHICLE INVOLVED PRIMARILY IN THE TRANSPORT OF GOODS OR IN THE DELIVERY OF A SERVICE.
 - B. RV- A HEAVY VEHICLE OPERATED BY A PRIVATE MOTORIST AND INVOLVED IN THE TRANSPORT OF RECREATIONAL EQUIPMENT OR FACILITIES.
 - C. BUSES- A HEAVY VEHICLE INVOLVED IN THE TRANSPORTATION OF GROUPS OF PEOPLE.

TIME	PEDESTRIANS					HEAVY VEHICLES		
	APP. #1	APP. #2	APP. #3	APP. #4	15 MIN TOT	TRUCKS	RV	BUS
6:00-6:15AM	3				3	4		
6:15-6:30						7		2
6:30-6:45	1				1	5		1
6:45-7:00						9		1
HOURLY TOTAL					4	HOURLY TOTAL		29
7:00-7:15			1		1	5		
7:15-7:30	1				1	8		
7:30-7:45	1				1	10		1
7:45-8:00						23		
HOURLY TOTAL					3	HOURLY TOTAL		47
8:00-8:15	1				1	17		
8:15-8:30						13		1
8:30-8:45						12		
8:45-9:00	2				2	13		
HOURLY TOTAL					3	HOURLY TOTAL		56
9:00-9:15	4				4	10		
9:15-9:30	1				1	17		1
9:30-9:45	2				2	8	1	2
9:45-10:00						11		1
HOURLY TOTAL					7	HOURLY TOTAL		51
10:00-10:15						6		
10:15-10:30	1				1	29		
10:30-10:45						17	1	3
10:45-11:00	1				1	8		
HOURLY TOTAL					2	HOURLY TOTAL		64
11:00-11:15			1		1	10		
11:15-11:30						12		
11:30-11:45				1	1	11		
11:45-12:00	1			3	4	22		
HOURLY TOTAL					6	HOURLY TOTAL		55
12:00-12:15		1			1	12		
12:15-12:30						12		
12:30-12:45						17		
12:45-1:00						12		
HOURLY TOTAL					1	HOURLY TOTAL		53
1:00-1:15				1	1	10	2	
1:15-1:30	1				1	10		1
1:30-1:45						13		
1:45-2:00	1			2	3	15		
HOURLY TOTAL					5	HOURLY TOTAL		51
					TOTAL		TOTAL	
					31		377	

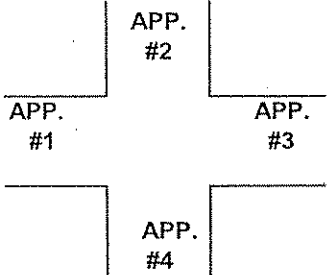
1
2
3
4
5
6
7
8
9
10
11
12
13
14
15
16
17
18
19
20
21
22
23
24
25
26
27
28
29
30
31
32



COUNT LOCATION: CSAH 116 (Bunker Lk. Blvd.) @ Sycamore St.

DATE: 08/05/2004

APP. #1 = CSAH 116
 APP. #2 = Sycamore St.
 APP. #3 = CSAH 116
 APP. #4 = Sycamore St.



HEAVY VEHICLE- ANY VEHICLE HAVING MORE THAN FOUR TIRES TOUCHING THE PAVEMENT
 A. TRUCKS- A HEAVY VEHICLE INVOLVED PRIMARILY IN THE TRANSPORT OF GOODS OR IN THE DELIVERY OF A SERVICE.
 B. RV- A HEAVY VEHICLE OPERATED BY A PRIVATE MOTORIST AND INVOLVED IN THE TRANSPORT OF RECREATIONAL EQUIPMENT OR FACILITIES.
 C. BUSES- A HEAVY VEHICLE INVOLVED IN THE TRANSPORTATION OF GROUPS OF PEOPLE.

TIME	PEDESTRIANS					HEAVY VEHICLES		
	APP. #1	APP. #2	APP. #3	APP. #4	15 MIN TOT	TRUCKS	RV	BUS
2:00-2:15PM	5				5	8		
2:15-2:30	4				4	12		2
2:30-2:45	2				2	18	1	
2:45-3:00						11		2
HOURLY TOTAL					11	HOURLY TOTAL		54
3:00-3:15	4				4	20		1
3:15-3:30	2				2	14		
3:30-3:45	4				4	6		
3:45-4:00	3				3	7		
HOURLY TOTAL					13	HOURLY TOTAL		48
4:00-4:15	1				1	5		
4:15-4:30	3	1			4	9	1	
4:30-4:45						7		
4:45-5:00	1		2	1	4	11		3
HOURLY TOTAL					9	HOURLY TOTAL		36
5:00-5:15						12		1
5:15-5:30	2				2	4		
5:30-5:45	1	1				5		
5:45-6:00	1		1	4	6	4		
HOURLY TOTAL					8	HOURLY TOTAL		26
6:00-6:15	1		2		3	3		
6:15-6:30	1				1	3	1	1
6:30-6:45				3	3	2	1	
6:45-7:00	1	1			2	2	1	
HOURLY TOTAL					9	HOURLY TOTAL		14
7:00-7:15	2			1	3	2		
7:15-7:30	9				9			1
7:30-7:45	2				2	2		
7:45-8:00	21				21	3		
HOURLY TOTAL					35	HOURLY TOTAL		8
8:00-8:15	6		1	1	8	3		2
8:15-8:30	3	1						
8:30-8:45	6	4	2		12	1		
8:45-9:00	2		1		3	3		
HOURLY TOTAL					23	HOURLY TOTAL		9
9:00-9:15	1	1			2	1	1	
9:15-9:30						1	1	
9:30-9:45								
9:45-10:00						2		
HOURLY TOTAL					2	HOURLY TOTAL		6
TOTAL					110	TOTAL		400

1
2
3
4
5
6
7
8
9
10
11
12
13
14
15
16
17
18
19
20
21
22
23
24
25
26
27
28
29
30
31
32