


Date : 8/16/04

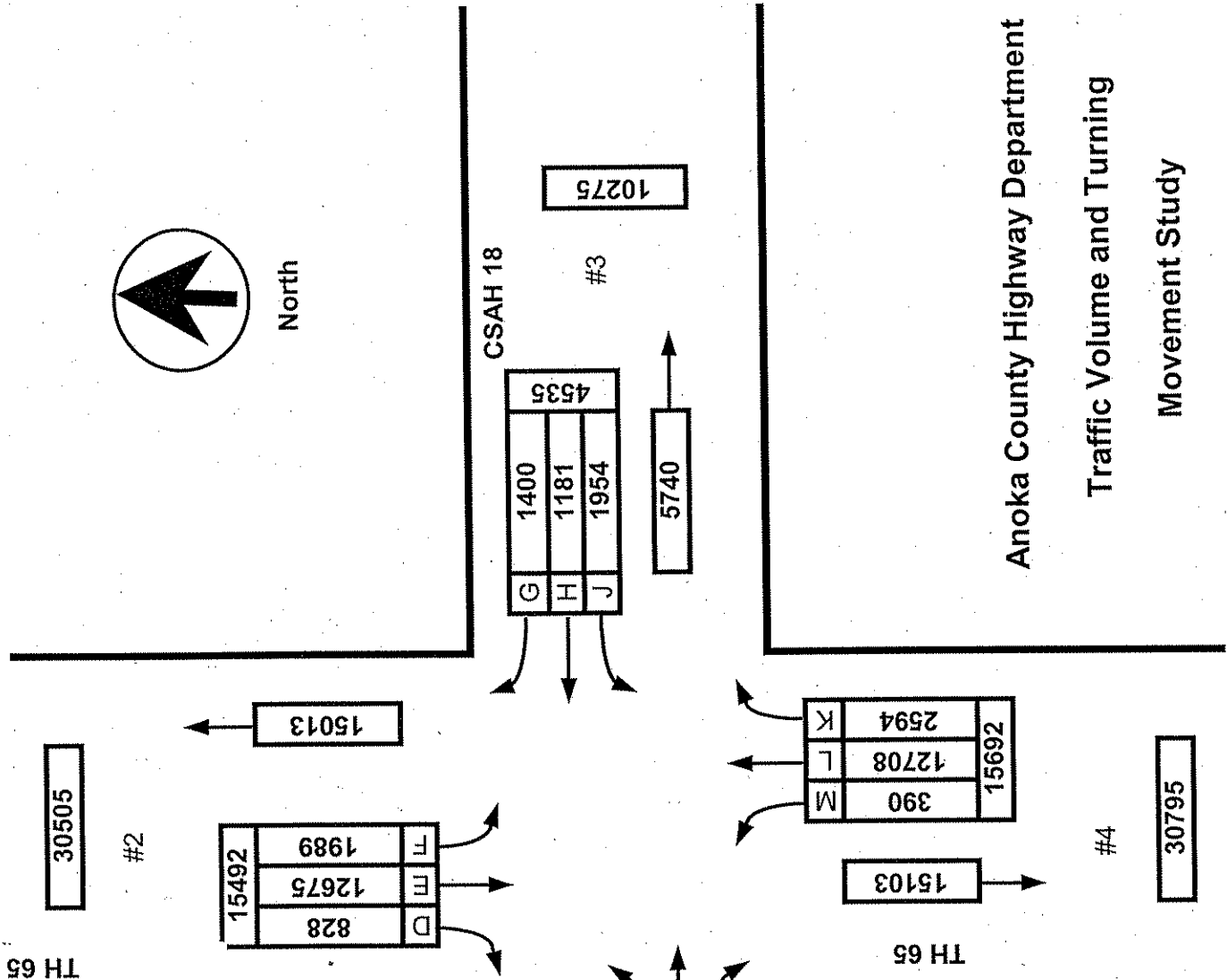
Count Number : TMC0425

Location : CSAH 18 (Crosstown Blvd.)

@ TH 65 (Central Ave.)



North



	LANES OF APPROACH			TOTAL
	RIGHT TURN LANE	LEFT TURN LANE	THRU LANES	
#1	1	1	1	3
#2	1	1	2	4
#3	1	0	1	2
#4	1	1	2	4

Anoka County Highway Department
Traffic Volume and Turning
Movement Study

Anoka County Highway Department
 Traffic Engineering
 Traffic Volume and Turning Movement Study

File Name : TMC0425
 Site Code : 04250101
 Start Date : 08/16/2004
 Page No : 1

Weather: Cool, Rainy
 Counter: TDC-8
 Counted by: Katelyn/Kyle

Groups Printed- Unshifted

Start Time	TH 65 Southbound					CSAH 18 Westbound					TH 65 Northbound					CSAH 18 Eastbound					Exclu. Total	Inclu. Total	Int. Total
	Left	Thru	Right	Heavy	App. Total	Left	Thru	Right	Heavy	App. Total	Left	Thru	Right	Heavy	App. Total	Left	Thru	Right	Heavy	App. Total			
	1.0	1.0	1.0	1.0		1.0	1.0	1.0	1.0		1.0	1.0	1.0	1.0		1.0	1.0	1.0	1.0				
06:00	37	477	22	11	536	35	13	5	2	53	1	46	5	5	52	5	16	5	1	26	19	667	686
06:15	47	494	34	10	575	46	20	9	1	75	0	70	14	3	84	3	16	12	1	31	15	765	780
06:30	39	409	16	10	464	37	16	17	3	70	2	94	15	12	111	15	20	18	1	53	26	698	724
06:45	31	398	32	13	461	43	18	10	1	71	2	80	21	11	103	7	14	11	0	32	25	667	692
Total	154	1778	104	44	2036	161	67	41	7	269	5	290	55	31	350	30	66	46	3	142	85	2797	2882
07:00	42	380	14	17	436	53	21	11	3	85	1	84	20	7	105	13	18	12	3	43	30	669	699
07:15	53	436	17	12	506	50	26	18	6	94	1	123	16	11	140	6	9	20	0	35	29	775	804
07:30	53	418	21	11	492	24	24	19	8	67	1	84	22	12	107	11	21	10	2	42	33	708	741
07:45	36	301	14	20	351	41	19	9	6	69	4	115	16	17	135	15	14	10	4	39	47	594	641
Total	184	1535	66	60	1785	168	90	57	23	315	7	406	74	47	487	45	62	52	9	159	139	2746	2885
08:00	38	260	15	15	313	34	21	14	5	69	2	90	19	15	111	6	12	11	2	29	37	522	559
08:15	32	227	10	8	269	29	17	9	6	55	7	110	15	13	132	6	11	10	2	27	29	483	512
08:30	28	224	12	18	264	33	14	14	6	61	5	92	12	11	109	16	17	7	3	40	38	474	512
08:45	28	217	14	26	269	33	12	16	7	61	3	97	22	15	122	9	15	4	2	28	52	470	522
Total	126	928	51	69	1105	129	64	53	24	246	17	389	68	54	474	37	55	32	9	124	156	1949	2105
09:00	22	172	11	13	205	40	11	16	6	67	3	90	24	14	117	9	13	4	0	26	33	415	448
09:15	38	190	11	18	239	29	14	16	3	59	3	119	21	18	143	9	18	9	6	36	45	477	522
09:30	26	168	15	15	209	27	18	17	3	62	6	102	21	18	129	5	13	9	2	27	38	427	465
09:45	21	166	9	23	196	34	21	17	2	72	4	103	25	12	132	9	16	9	1	34	38	434	472
Total	107	696	46	69	849	130	64	66	14	260	16	414	91	62	521	32	60	31	9	123	154	1753	1907
10:00	29	248	25	15	302	12	27	11	7	50	7	106	23	12	136	9	9	3	0	21	34	509	543
10:15	25	193	12	17	230	17	18	19	6	54	4	131	20	22	155	9	10	10	3	29	48	468	516
10:30	35	174	13	22	222	34	15	17	6	66	4	123	30	12	157	13	12	5	3	30	43	475	518
10:45	38	170	16	15	224	36	11	17	4	64	3	114	31	21	148	9	8	3	1	20	41	456	497
Total	127	785	66	69	978	99	71	64	23	234	18	474	104	67	596	40	39	21	7	100	166	1908	2074
11:00	28	170	12	18	210	37	19	11	3	67	5	107	38	15	150	9	12	4	2	25	38	452	490
11:15	20	209	10	21	239	27	20	18	8	65	2	137	28	16	167	10	24	13	2	47	47	518	565
11:30	25	194	6	17	225	38	11	14	4	63	4	145	48	15	197	12	16	5	1	33	37	518	555
11:45	43	169	12	15	224	33	24	20	7	77	5	127	35	19	167	9	20	6	3	35	44	503	547
Total	116	742	40	71	898	135	74	63	22	272	16	516	149	65	681	40	72	28	8	140	166	1991	2157
12:00	42	199	6	19	247	25	22	23	3	70	8	152	46	20	206	4	24	8	2	36	44	559	603
12:15	22	193	8	22	223	42	17	23	5	82	5	129	43	12	177	11	15	7	2	33	41	515	556
12:30	41	174	11	17	226	39	20	16	9	75	5	141	45	22	191	12	27	11	2	50	50	542	592
12:45	36	187	10	21	233	31	13	11	2	55	5	146	60	23	211	9	11	5	1	25	47	524	571
Total	141	753	35	79	929	137	72	73	19	282	23	568	194	77	785	36	77	31	7	144	182	2140	2322
13:00	30	176	12	16	218	29	17	21	3	67	6	193	34	23	233	14	11	6	3	31	45	549	594
13:15	23	183	5	10	211	43	21	17	6	81	7	172	45	18	224	14	17	7	1	38	35	554	589
13:30	22	201	11	23	234	46	22	27	7	95	9	189	51	17	249	18	21	12	4	51	51	629	680
13:45	40	183	14	12	237	38	16	28	2	82	4	162	41	22	207	9	15	5	0	29	36	555	591
Total	115	743	42	61	900	156	76	93	18	325	26	716	171	80	913	55	64	30	8	149	167	2287	2454
14:00	25	185	9	16	219	27	15	17	6	59	3	208	43	15	254	13	17	5	1	35	38	567	605
14:15	22	179	19	18	220	36	18	19	5	73	8	233	61	18	302	15	21	7	2	43	43	638	681
14:30	22	163	19	22	204	32	21	22	3	75	13	262	51	18	326	14	19	12	1	45	44	650	694
14:45	31	180	13	26	224	29	13	29	2	71	11	313	49	22	373	19	20	6	2	45	52	713	765
Total	100	707	60	82	867	124	67	87	16	278	35	1016	204	73	1255	61	77	30	6	168	177	2568	2745
15:00	33	200	11	23	244	23	21	23	1	67	8	310	56	18	374	16	17	2	1	35	43	720	763
15:15	17	172	16	18	205	21	32	24	5	77	10	389	60	23	459	32	24	8	3	64	49	805	854
15:30	36	160	11	11	207	33	20	36	1	89	10	391	79	19	480	21	28	5	0	54	31	830	861
15:45	40	181	14	21	235	23	19	39	6	81	17	440	66	20	523	18	26	8	0	52	47	891	938
Total	126	713	52	73	891	100	92	122	13	314	45	1530	261	80	1836	87	95	23	4	205	170	3246	3416
16:00	35	205	11	15	251	31	24	32	5	87	17	421	59	21	497	25	38	10	1	73	42	908	950
16:15	37	189	17	14	243	35	26	38	7	99	16	428	69	12	513	23	33	5	0	61	33	916	949
16:30	27	149	13	9	189	29	26	40	4	95	12	374	83	14	469	23	19	7	0	49	27	802	829
16:45	41	196	20	13	257	34	28	46	8	108	10	404	77	12	491	23	31	6	0	60	33	916	949
Total	140	739	61	51	940	129	104	156	24	389	55	1627	288	59	1970	94	121	28	1	243	135	3542	3677

Anoka County Highway Department
 Traffic Engineering
 Traffic Volume and Turning Movement Stud

File Name : TMC0425
 Site Code : 04250101
 Start Date : 08/16/2004
 Page No : 2

Weather: Cool, Rainy
 Counter: TDC-8
 Counted by: Katelyn/Kyle

Groups Printed- Unshifted

Start Time	TH 65 Southbound					CSAH 18 Westbound					TH 65 Northbound					CSAH 18 Eastbound					Exclu. Total	Inclu. Total	Int. Total
	Left	Thru	Right	Heavy	App. Total	Left	Thru	Right	Heavy	App. Total	Left	Thru	Right	Heavy	App. Total	Left	Thru	Right	Heavy	App. Total			
Factor	1.0	1.0	1.0	1.0		1.0	1.0	1.0	1.0		1.0	1.0	1.0	1.0		1.0	1.0	1.0	1.0				
17:00	38	155	12	9	205	19	19	25	6	63	14	397	68	20	479	24	34	1	2	59	37	806	843
17:15	28	174	8	12	210	28	24	50	0	102	8	447	77	12	532	24	33	10	1	67	25	911	936
17:30	26	184	12	17	222	35	21	50	4	106	3	451	74	12	528	23	25	7	1	55	34	911	945
17:45	36	156	11	5	203	26	27	51	3	104	9	356	84	12	449	21	20	12	0	53	20	809	829
Total	128	669	43	43	840	108	91	176	13	375	34	1651	303	56	1988	92	112	30	4	234	116	3437	3553
18:00	40	150	11	7	201	38	24	31	3	93	11	318	71	16	400	17	39	3	2	59	28	753	781
18:15	33	155	8	10	196	35	16	23	0	74	6	260	42	13	308	18	16	3	1	37	24	615	639
18:30	42	148	9	6	199	32	20	33	3	85	10	247	61	7	318	25	16	12	2	53	18	655	673
18:45	41	139	9	5	189	33	11	24	1	68	2	240	39	6	281	21	19	4	0	44	12	582	594
Total	156	592	37	28	785	138	71	111	7	320	29	1065	213	42	1307	81	90	22	5	193	82	2605	2687
19:00	31	127	17	2	175	25	18	21	1	64	8	205	45	4	258	14	14	3	1	31	8	528	536
19:15	24	130	12	9	166	21	21	24	1	66	9	163	29	9	201	14	15	14	0	43	19	476	495
19:30	28	104	10	4	142	30	16	22	1	68	6	178	38	8	222	13	14	7	2	34	15	466	481
19:45	32	129	9	3	170	23	23	25	1	71	3	192	42	4	237	19	13	3	0	35	8	513	521
Total	115	490	48	18	653	99	78	92	4	269	26	738	154	25	918	60	56	27	3	143	50	1983	2033
20:00	17	122	10	2	149	10	12	9	2	31	7	204	38	5	249	15	20	13	0	48	9	477	486
20:15	20	107	9	2	136	18	16	21	0	55	5	154	40	4	199	15	18	4	0	37	6	427	433
20:30	31	94	11	2	136	25	12	20	1	57	3	175	33	5	211	18	8	3	0	29	8	433	441
20:45	22	99	5	1	126	20	17	23	4	60	5	159	29	3	193	14	9	7	0	30	8	409	417
Total	90	422	35	7	547	73	57	73	7	203	20	692	140	17	852	62	55	27	0	144	31	1746	1777
21:00	18	106	10	9	134	16	12	21	0	49	8	189	39	3	236	10	12	3	1	25	13	444	457
21:15	10	115	15	2	140	18	11	21	0	50	3	173	35	1	211	16	17	6	0	39	3	440	443
21:30	17	86	7	5	110	16	13	18	0	47	4	131	20	1	155	17	14	5	0	36	6	348	354
21:45	19	76	10	2	105	18	7	13	0	38	3	123	31	4	157	10	13	2	1	25	7	325	332
Total	64	383	42	18	489	68	43	73	0	184	18	616	125	9	759	53	56	16	2	125	29	1557	1586
Grand Total	198	126	828	842	15492	195	118	140	234	4535	390	127	259	844	15692	905	115	474	85	2536	2005	38255	40260
Approch %	12.8	81.8	5.3			43.1	26.0	30.9			2.5	81.0	16.5			35.7	45.6	18.7			5.0	95.0	
Total %	5.2	33.1	2.2		40.5	5.1	3.1	3.7		11.9	1.0	33.2	6.8		41.0	2.4	3.0	1.2		6.6			

**ANOKA COUNTY HIGHWAY
PC-WARRANTS
TRAFFIC SIGNAL WARRANT ANALYSIS**

Study Name : TMC0425
Study Date : 08/20/04
Page No. : 1

Signal Warrants - Summary

Major Street Approaches

Northbound: TH 65
Number of Lanes: 2
Approach Speed: 65
Total Approach Volume: 15,692

Southbound: TH 65
Number of Lanes: 2
Approach Speed: 65
Total Approach Volume: 15,492

Minor Street Approaches

Eastbound: CSAH 18
Number of Lanes: 2

Total Approach Volume: 2,536

Westbound: CSAH 18
Number of Lanes: 2

Total Approach Volume: 4,535

Warrant Summary (Rural values apply.)

Warrant 1 - Eight Hour Vehicular Volumes	Satisfied
Warrant 1A - Minimum Vehicular Volume	Satisfied
Required volumes reached for 16 hours, 8 are needed	
Warrant 1B - Interruption of Continuous Traffic	Satisfied
Required volumes reached for 16 hours, 8 are needed	
Warrant 1 A&B - Combination of Warrants	Satisfied
Required volumes reached for 16 hours, 8 are needed	
Warrant 2 - Four Hour Volumes	Satisfied
Number of hours (16) volumes exceed minimum >= minimum required (4).	
Warrant 3 - Peak Hour	Satisfied
Warrant 3A - Peak Hour Volumes	Satisfied
Volumes exceed minimums for at least one hour.	
Warrant 3B - Peak Hour Delay	Satisfied
Number of hours (62) volumes exceed minimum >= required (1). Delay data not evaluated.	
Warrant 4 - Pedestrian Volumes	Not Evaluated
Warrant 5 - School Crossing	Not Evaluated
Warrant 6 - Coordinated Signal System	Not Evaluated
Warrant 7 - Crash Experience	Not Evaluated
Warrant 8 - Roadway Network	Not Evaluated

**ANOKA COUNTY HIGHWAY
PC-WARRANTS
TRAFFIC SIGNAL WARRANT ANALYSIS**

Study Name : TMC0425
Study Date : 08/20/04

Multi-Way Stop Warrant Report

Major Street Approaches

Northbound: TH 65
Total Approach Volume: 15,692
Approach Speed: 65

Southbound: TH 65
Total Approach Volume: 15,492
Approach Speed: 65

Minor Street Approaches

Eastbound: CSAH 18
Total Approach Volume: 2,536

Westbound: CSAH 18
Total Approach Volume: 4,535

Warrant Summary

- Criteria A - Interim Measure** Not Evaluated
If traffic signals are justified, stop signs can be installed as an interim measure.
- Criteria B - Crash Experience** Not Evaluated
Number of crashes (0) is less than the minimum required (5).
- Criteria C - Minimum Volumes and Delays** Satisfied
Delay data not evaluated
Required volumes reached for 16 hours, 8 are needed
- Criteria D - 80% of Volumes, Delays, and Crashes** Not Evaluated
Delay data not evaluated
Required volumes reached for 0 hours, 8 are needed

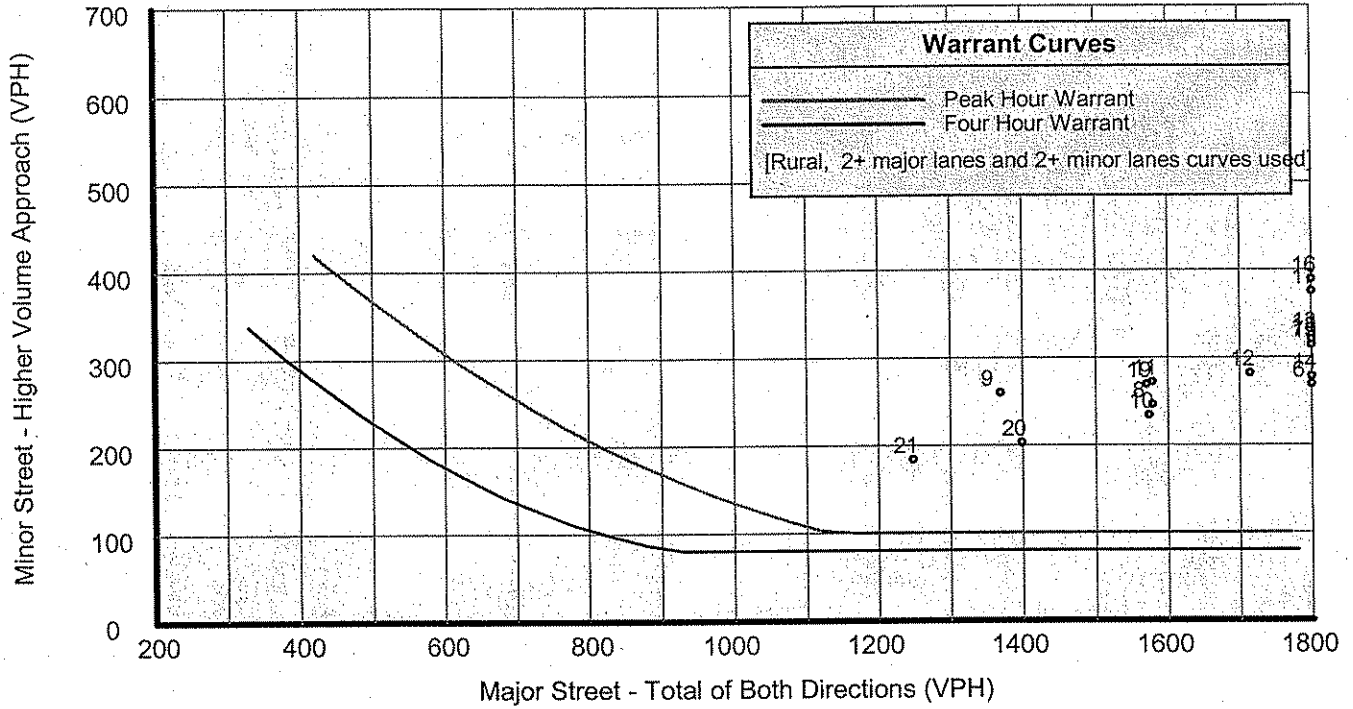
Analysis of 8-Hour Volume Warrants:

Time	Major Crit Total	Minor Total	Crit C			Crit D		
			Major Crit	Minor Crit	Meets?	Major Crit	Minor Crit	Meets?
00:00 - 01:00	0	0	210-No	140-No	No	240-No	160-No	No
01:00 - 02:00	0	0	210-No	140-No	No	240-No	160-No	No
02:00 - 03:00	0	0	210-No	140-No	No	240-No	160-No	No
03:00 - 04:00	0	0	210-No	140-No	No	240-No	160-No	No
04:00 - 05:00	0	0	210-No	140-No	No	240-No	160-No	No
05:00 - 06:00	0	0	210-No	140-No	No	240-No	160-No	No
06:00 - 07:00	2,386	411	210-Yes	140-Yes	Both	240-Yes	160-Yes	Both
07:00 - 08:00	2,272	474	210-Yes	140-Yes	Both	240-Yes	160-Yes	Both
08:00 - 09:00	1,579	370	210-Yes	140-Yes	Both	240-Yes	160-Yes	Both
09:00 - 10:00	1,370	383	210-Yes	140-Yes	Both	240-Yes	160-Yes	Both
10:00 - 11:00	1,574	334	210-Yes	140-Yes	Both	240-Yes	160-Yes	Both
11:00 - 12:00	1,579	412	210-Yes	140-Yes	Both	240-Yes	160-Yes	Both
12:00 - 13:00	1,714	426	210-Yes	140-Yes	Both	240-Yes	160-Yes	Both
13:00 - 14:00	1,813	474	210-Yes	140-Yes	Both	240-Yes	160-Yes	Both
14:00 - 15:00	2,122	446	210-Yes	140-Yes	Both	240-Yes	160-Yes	Both
15:00 - 16:00	2,727	519	210-Yes	140-Yes	Both	240-Yes	160-Yes	Both
16:00 - 17:00	2,910	632	210-Yes	140-Yes	Both	240-Yes	160-Yes	Both
17:00 - 18:00	2,828	609	210-Yes	140-Yes	Both	240-Yes	160-Yes	Both
18:00 - 19:00	2,092	513	210-Yes	140-Yes	Both	240-Yes	160-Yes	Both
19:00 - 20:00	1,571	412	210-Yes	140-Yes	Both	240-Yes	160-Yes	Both
20:00 - 21:00	1,399	347	210-Yes	140-Yes	Both	240-Yes	160-Yes	Both
21:00 - 22:00	1,248	309	210-Yes	140-Yes	Both	240-Yes	160-Yes	Both
22:00 - 23:00	0	0	210-No	140-No	No	240-No	160-No	No
23:00 - 00:00	0	0	210-No	140-No	No	240-No	160-No	No

**ANOKA COUNTY HIGHWAY
PC-WARRANTS
TRAFFIC SIGNAL WARRANT ANALYSIS**

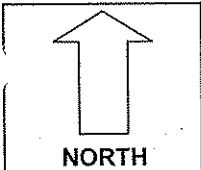
Study Name : TMC0425
Study Date : 08/20/04
Page No. : 2

Signal Warrants - Summary



Analysis of 8-Hour Volume Warrants:

Hour Begin	Major Total	Higher Minor Vol	Dir	War-1A			War-1B			War-1A&B		
				Major Crit	Minor Crit	Meets?	Major Crit	Minor Crit	Meets?	Major Crit	Minor Crit	Meets?
00:00	0	0	EB	420-No	140-No	---	630-No	70-No	---	504-No	112-No	---
01:00	0	0	EB	420-No	140-No	---	630-No	70-No	---	504-No	112-No	---
02:00	0	0	EB	420-No	140-No	---	630-No	70-No	---	504-No	112-No	---
03:00	0	0	EB	420-No	140-No	---	630-No	70-No	---	504-No	112-No	---
04:00	0	0	EB	420-No	140-No	---	630-No	70-No	---	504-No	112-No	---
05:00	0	0	EB	420-No	140-No	---	630-No	70-No	---	504-No	112-No	---
06:00	2,386	269	WB	420-Yes	140-Yes	Both	630-Yes	70-Yes	Both	504-Yes	112-Yes	Both
07:00	2,272	315	WB	420-Yes	140-Yes	Both	630-Yes	70-Yes	Both	504-Yes	112-Yes	Both
08:00	1,579	246	WB	420-Yes	140-Yes	Both	630-Yes	70-Yes	Both	504-Yes	112-Yes	Both
09:00	1,370	260	WB	420-Yes	140-Yes	Both	630-Yes	70-Yes	Both	504-Yes	112-Yes	Both
10:00	1,574	234	WB	420-Yes	140-Yes	Both	630-Yes	70-Yes	Both	504-Yes	112-Yes	Both
11:00	1,579	272	WB	420-Yes	140-Yes	Both	630-Yes	70-Yes	Both	504-Yes	112-Yes	Both
12:00	1,714	282	WB	420-Yes	140-Yes	Both	630-Yes	70-Yes	Both	504-Yes	112-Yes	Both
13:00	1,813	325	WB	420-Yes	140-Yes	Both	630-Yes	70-Yes	Both	504-Yes	112-Yes	Both
14:00	2,122	278	WB	420-Yes	140-Yes	Both	630-Yes	70-Yes	Both	504-Yes	112-Yes	Both
15:00	2,727	314	WB	420-Yes	140-Yes	Both	630-Yes	70-Yes	Both	504-Yes	112-Yes	Both
16:00	2,910	389	WB	420-Yes	140-Yes	Both	630-Yes	70-Yes	Both	504-Yes	112-Yes	Both
17:00	2,828	375	WB	420-Yes	140-Yes	Both	630-Yes	70-Yes	Both	504-Yes	112-Yes	Both
18:00	2,092	320	WB	420-Yes	140-Yes	Both	630-Yes	70-Yes	Both	504-Yes	112-Yes	Both
19:00	1,571	269	WB	420-Yes	140-Yes	Both	630-Yes	70-Yes	Both	504-Yes	112-Yes	Both
20:00	1,399	203	WB	420-Yes	140-Yes	Both	630-Yes	70-Yes	Both	504-Yes	112-Yes	Both
21:00	1,248	184	WB	420-Yes	140-Yes	Both	630-Yes	70-Yes	Both	504-Yes	112-Yes	Both
22:00	0	0	EB	420-No	140-No	---	630-No	70-No	---	504-No	112-No	---
23:00	0	0	EB	420-No	140-No	---	630-No	70-No	---	504-No	112-No	---



COUNT LOCATION:

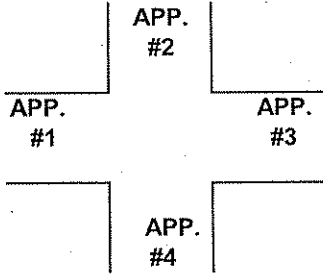
CSAH 18 (Crosstown Blvd.) @

DATE:

08/16/2004

TH 65 (Central Ave.)

APP. #1 = CSAH 18
APP. #2 = TH 65
APP. #3 = CSAH 18
APP. #4 = TH 65



HEAVY VEHICLE- ANY VEHICLE HAVING MORE THAN FOUR TIRES TOUCHING THE PAVEMENT

A. TRUCKS- A HEAVY VEHICLE INVOLVED PRIMARILY IN THE TRANSPORT OF GOODS OR IN THE DELIVERY OF A SERVICE.

B. RV- A HEAVY VEHICLE OPERATED BY A PRIVATE MOTORIST AND INVOLVED IN THE TRANSPORT OF RECREATIONAL EQUIPMENT OR FACILITIES.

C. BUSES- A HEAVY VEHICLE INVOLVED IN THE TRANSPORTATION OF GROUPS OF PEOPLE.

TIME	PEDESTRIANS					HEAVY VEHICLES		
	APP. #1	APP. #2	APP. #3	APP. #4	15 MIN TOT	TRUCKS	RV	BUS
6:00-6:15AM						18		
6:15-6:30						12		1
6:30-6:45						26		
6:45-7:00						25		1
HOURLY TOTAL						HOURLY TOTAL	83	
7:00-7:15						29		
7:15-7:30						28	1	1
7:30-7:45						34		
7:45-8:00						46	1	
HOURLY TOTAL						HOURLY TOTAL	140	
8:00-8:15						38		
8:15-8:30						29		
8:30-8:45						29		
8:45-9:00						51		
HOURLY TOTAL						HOURLY TOTAL	147	
9:00-9:15						34		
9:15-9:30						43		
9:30-9:45			1			36		1
9:45-10:00						37		
HOURLY TOTAL						HOURLY TOTAL	151	
10:00-10:15					1	35		
10:15-10:30						44	4	
10:30-10:45						39	2	
10:45-11:00						45	2	
HOURLY TOTAL						HOURLY TOTAL	171	
11:00-11:15						37	1	
11:15-11:30						46		1
11:30-11:45	2				2	36	1	
11:45-12:00	2				2	44	1	
HOURLY TOTAL						HOURLY TOTAL	167	
12:00-12:15						42	2	
12:15-12:30						38	3	
12:30-12:45						46	4	1
12:45-1:00						42	4	1
HOURLY TOTAL						HOURLY TOTAL	183	
1:00-1:15						45		
1:15-1:30						34	1	
1:30-1:45		2			2	47	2	1
1:45-2:00						34	1	
HOURLY TOTAL						HOURLY TOTAL	165	
					TOTAL	7	TOTAL	
							1124	

1
2
3
4
5
6
7
8
9
10
11
12
13
14
15
16
17
18
19
20
21
22
23
24
25
26
27
28
29
30
31
32



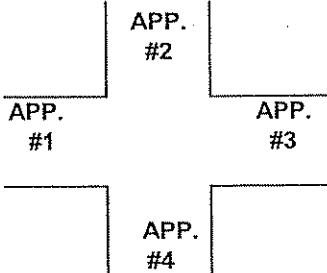
COUNT LOCATION:

CSAH 18 (Crosstown Blvd.) @
TH 65 (Central Ave.)

DATE:

08/18/2004

APP. #1 = CSAH 18
APP. #2 = TH 65
APP. #3 = CSAH 18
APP. #4 = TH 65



HEAVY VEHICLE- ANY VEHICLE HAVING MORE THAN FOUR TIRES TOUCHING THE PAVEMENT
 A. TRUCKS- A HEAVY VEHICLE INVOLVED PRIMARILY IN THE TRANSPORT OF GOODS OR IN THE DELIVERY OF A SERVICE.
 B. RV- A HEAVY VEHICLE OPERATED BY A PRIVATE MOTORIST AND INVOLVED IN THE TRANSPORT OF RECREATIONAL EQUIPMENT OR FACILITIES.
 C. BUSES- A HEAVY VEHICLE INVOLVED IN THE TRANSPORTATION OF GROUPS OF PEOPLE.

TIME	PEDESTRIANS					HEAVY VEHICLES		
	APP. #1	APP. #2	APP. #3	APP. #4	15 MIN TOT	TRUCKS	RV	BUS
2:00-2:15PM						36	2	
2:15-2:30						43		
2:30-2:45						42	1	1
2:45-3:00						45	1	1
HOURLY TOTAL						HOURLY TOTAL		172
3:00-3:15						42		1
3:15-3:30						47	1	
3:30-3:45			1		1	30		
3:45-4:00						46	1	
HOURLY TOTAL					1	HOURLY TOTAL		168
4:00-4:15						39	2	
4:15-4:30						35	1	
4:30-4:45						24		
4:45-5:00						32	1	
HOURLY TOTAL						HOURLY TOTAL		134
5:00-5:15	1				1	29	2	1
5:15-5:30						21	2	
5:30-5:45						33	1	
5:45-6:00						20		
HOURLY TOTAL					1	HOURLY TOTAL		109
6:00-6:15						26	1	
6:15-6:30		1			1	25		
6:30-6:45						17	1	
6:45-7:00						11	1	
HOURLY TOTAL					1	HOURLY TOTAL		82
7:00-7:15						7		
7:15-7:30						18		
7:30-7:45						15		
7:45-8:00						7		
HOURLY TOTAL						HOURLY TOTAL		47
8:00-8:15						8		
8:15-8:30						6		
8:30-8:45						8		
8:45-9:00						7	1	
HOURLY TOTAL						HOURLY TOTAL		30
9:00-9:15						12		
9:15-9:30						2		
9:30-9:45						6		
9:45-10:00						7		
HOURLY TOTAL						HOURLY TOTAL		27
					TOTAL	3		
							TOTAL	1229

1
2
3
4
5
6
7
8
9
10
11
12
13
14
15
16
17
18
19
20
21
22
23
24
25
26
27
28
29
30
31
32