


Date : 8/17/04

Count Number : TMC0427

Location : CSAH 78 (Hanson Blvd.)

@ CR 16 (Andover Blvd.)



North

11926

#2

5994	D	363
	E	5317
	F	314

5932

CR 16

394	G
1002	H
1529	J

5795

#3

2870

3754	#1
1826	
1928	A
994	B
413	C

CR 16

461	M
5125	L
1562	K
7148	

7367

#4

14515

CSAH 78

	LANES OF APPROACH			TOTAL
	RIGHT TURN LANE	LEFT TURN LANE	THRU LANES	
#1	1	0	1	2
#2	1	0	1	2
#3	1	0	1	2
#4	1	0	1	2

Anoka County Highway Department

Traffic Volume and Turning

Movement Study

Anoka County Highway Department
 Traffic Engineering
 Traffic Volume and Turning Movement Study

File Name : TMC0427
 Site Code : 04270101
 Start Date : 08/17/2004
 Page No : 1

Weather: Sunny & Mild
 Counter: TDC-8
 Counted by: Katelyn/Kyle

Groups Printed- Unshifted

Start Time	CSAH 78 Southbound					CR 16 Westbound					CSAH 78 Northbound					CR 16 Eastbound					Exclu. Total	Inclu. Total	Int. Total
	Left	Thru	Right	Heavy	App. Total	Left	Thru	Right	Heavy	App. Total	Left	Thru	Right	Heavy	App. Total	Left	Thru	Right	Heavy	App. Total			
06:00	0	140	8	3	148	56	7	2	0	65	4	15	2	2	21	1	2	13	0	16	5	250	255
06:15	3	131	0	4	134	47	16	4	0	67	1	22	3	3	26	4	2	15	0	21	7	248	255
06:30	0	144	6	4	150	73	29	5	0	107	7	42	7	2	56	3	10	13	0	26	6	339	345
06:45	4	149	15	4	168	47	25	5	1	77	6	50	12	11	68	4	15	19	0	38	16	351	367
Total	7	564	29	15	600	223	77	16	1	316	18	129	24	18	171	12	29	60	0	101	34	1188	1222
07:00	4	127	7	5	138	45	11	3	0	59	2	38	7	1	47	1	9	15	0	25	6	269	275
07:15	3	136	7	3	146	53	23	4	2	80	4	48	5	2	57	1	8	9	0	18	7	301	308
07:30	6	135	7	5	148	34	30	9	0	73	10	53	8	4	71	1	4	14	2	19	11	311	322
07:45	5	114	8	6	127	36	28	7	3	71	17	53	11	2	81	9	8	9	0	26	11	305	316
Total	18	512	29	19	559	168	92	23	5	283	33	192	31	9	256	12	29	47	2	88	35	1186	1221
08:00	7	112	7	10	126	26	18	1	0	45	37	61	5	12	103	1	10	10	4	21	26	295	321
08:15	2	83	4	1	89	30	20	2	1	52	19	43	7	6	69	0	5	4	0	9	8	219	227
08:30	3	80	1	5	84	23	8	4	0	35	4	37	7	2	48	3	4	6	0	13	7	180	187
08:45	8	58	4	6	70	27	16	4	2	47	5	37	6	4	48	6	7	10	0	23	12	188	200
Total	20	333	16	22	369	106	62	11	3	179	65	178	25	24	268	10	26	30	4	66	53	882	935
09:00	2	85	5	6	92	30	12	0	1	42	8	46	7	10	61	4	7	6	0	17	17	212	229
09:15	2	94	4	4	100	20	10	3	4	33	6	47	14	4	67	0	8	12	0	20	12	220	232
09:30	2	79	2	7	83	29	13	2	1	44	3	59	13	5	75	1	5	5	1	11	14	213	227
09:45	1	77	1	11	79	13	14	2	4	29	2	67	9	10	78	3	13	7	0	23	25	209	234
Total	7	335	12	28	354	92	49	7	10	148	19	219	43	29	281	8	33	30	1	71	68	854	922
10:00	8	88	2	2	98	25	13	3	3	41	7	70	11	10	88	5	13	5	0	23	15	250	265
10:15	5	82	7	5	94	22	11	3	1	36	5	54	14	7	73	2	16	9	0	27	13	230	243
10:30	3	100	4	7	107	24	14	4	4	42	7	57	10	5	74	5	9	5	0	19	16	242	258
10:45	2	79	5	7	86	12	13	6	4	31	7	55	10	5	72	5	9	6	2	20	18	209	227
Total	18	349	18	21	385	83	51	16	12	150	26	236	45	27	307	17	47	25	2	89	62	931	993
11:00	3	65	3	4	71	17	12	2	1	31	5	84	16	8	105	5	7	7	1	19	14	226	240
11:15	14	86	6	7	106	24	11	10	1	45	5	63	15	4	83	4	18	12	1	34	13	268	281
11:30	2	79	7	3	88	25	12	2	1	39	8	73	14	5	95	9	14	7	1	30	10	252	262
11:45	3	83	0	3	86	7	14	5	1	26	3	65	16	4	84	3	11	6	0	20	8	216	224
Total	22	313	16	17	351	73	49	19	4	141	21	285	61	21	367	21	50	32	3	103	45	962	1007
12:00	4	90	7	8	101	22	16	4	0	42	6	62	19	8	87	6	16	5	1	27	17	257	274
12:15	3	79	3	6	85	22	12	4	2	38	5	79	25	6	109	6	13	7	1	26	15	258	273
12:30	6	92	1	5	99	22	11	2	1	35	11	78	15	4	104	7	23	15	0	45	10	283	293
12:45	2	78	5	4	85	16	16	7	1	39	5	80	20	10	105	10	16	7	1	33	16	262	278
Total	15	339	16	23	370	82	55	17	4	154	27	299	79	28	405	29	68	34	3	131	58	1060	1118
13:00	4	62	4	2	70	18	5	3	2	26	10	69	17	7	96	7	1	3	1	11	12	203	215
13:15	14	54	19	6	87	14	16	13	0	43	8	53	16	3	77	9	14	7	2	30	11	237	248
13:30	4	57	3	3	64	15	12	3	0	30	4	66	18	6	88	3	10	3	1	16	10	198	208
13:45	2	64	2	8	68	15	13	0	1	28	4	91	20	4	115	4	9	2	2	15	15	226	241
Total	24	237	28	19	289	62	46	19	3	127	26	279	71	20	376	23	34	15	6	72	48	864	912
14:00	5	68	1	5	74	15	14	6	1	35	8	89	30	8	127	7	8	5	1	20	15	256	271
14:15	3	88	2	0	93	21	13	3	2	37	9	98	18	9	125	8	17	3	0	28	11	283	294
14:30	6	87	4	0	97	21	15	6	4	42	6	99	24	4	129	4	16	9	1	29	9	297	306
14:45	4	87	9	5	100	20	16	6	2	42	11	108	43	8	162	5	13	4	0	22	15	326	341
Total	18	330	16	10	364	77	58	21	9	156	34	394	115	29	543	24	54	21	2	99	50	1162	1212
15:00	5	69	8	7	82	9	17	8	0	34	3	115	35	7	153	5	18	6	1	29	15	298	313
15:15	5	76	3	11	84	22	13	6	3	41	8	123	30	8	161	9	24	14	0	47	22	333	355
15:30	4	77	9	2	90	21	20	12	1	53	7	106	42	3	155	9	41	54	0	104	6	402	408
15:45	8	88	2	6	98	14	13	6	0	33	10	133	42	7	185	10	23	13	0	46	13	362	375
Total	22	310	22	26	354	66	63	32	4	161	28	477	149	25	654	33	106	87	1	226	56	1395	1451
16:00	5	81	10	2	96	14	11	10	0	35	6	134	74	8	214	14	23	9	1	46	11	391	402
16:15	4	35	10	2	49	11	13	4	0	28	3	51	13	3	67	1	8	2	0	11	5	155	160
16:30	10	80	5	4	95	29	17	7	0	53	10	122	44	1	176	12	22	8	0	42	5	366	371
16:45	13	76	4	5	93	30	30	20	0	80	5	124	56	1	185	16	35	2	0	53	6	411	417
Total	32	272	29	13	333	84	71	41	0	196	24	431	187	13	642	43	88	21	1	152	27	1323	1350
17:00	12	66	6	1	84	20	27	9	0	56	4	120	59	8	183	21	26	6	0	53	9	376	385
17:15	5	100	6	8	111	35	20	17	1	72	7	121	61	2	189	12	24	8	0	44	11	416	427
17:30	10	87	3	0	100	19	22	11	0	52	11	132	49	4	192	12	19	5	0	36	4	380	384
17:45	5	84	7	2	96	27	24	20	1	71	13	130	68	3	211	11	23	7	0	41	6	419	425
Total	32	337	22	11	391	101	93	57	2	251	35	503	237	17	775	56	92	26	0	174	30	1591	1621

Anoka County Highway Department
 Traffic Engineering
 Traffic Volume and Turning Movement Stud

File Name : TMC0427
 Site Code : 04270101
 Start Date : 08/17/2004
 Page No : 2

Weather: Sunny & Mild
 Counter: TDC-8
 Counted by: Katelyn/Kyle

Groups Printed- Unshifted

Start Time	CSAH 78 Southbound					CR 16 Westbound					CSAH 78 Northbound					CR 16 Eastbound					Exclu. Total	Inclu. Total	Int. Total
	Left	Thru	Right	Heavy	App. Total	Left	Thru	Right	Heavy	App. Total	Left	Thru	Right	Heavy	App. Total	Left	Thru	Right	Heavy	App. Total			
Factor	1.0	1.0	1.0	1.0		1.0	1.0	1.0	1.0		1.0	1.0	1.0	1.0		1.0	1.0	1.0	1.0				
18:00	14	85	3	2	102	23	20	11	0	54	10	116	48	5	174	11	39	6	0	56	7	386	393
18:15	7	100	2	1	109	36	29	15	2	80	7	117	35	3	159	7	21	6	1	34	7	382	389
18:30	8	76	5	4	89	20	19	9	0	48	11	119	48	5	178	12	29	8	0	49	9	364	373
18:45	0	104	12	0	116	26	27	9	0	62	14	111	34	2	159	9	29	10	1	48	3	385	388
Total	29	365	22	7	416	105	95	44	2	244	42	463	165	15	670	39	118	30	2	187	26	1517	1543
19:00	8	77	4	1	89	22	17	5	0	44	4	103	40	0	147	13	17	7	0	37	1	317	318
19:15	8	70	3	1	81	34	17	6	2	57	10	103	31	2	144	10	19	4	0	33	5	315	320
19:30	9	59	2	2	70	17	10	10	1	37	7	84	28	1	119	8	21	4	0	33	4	259	263
19:45	6	78	4	0	88	14	14	10	0	38	4	100	29	2	133	11	23	6	1	40	3	299	302
Total	31	284	13	4	328	87	58	31	3	176	25	390	128	5	543	42	80	21	1	143	13	1190	1203
20:00	22	60	1	0	83	19	8	5	0	32	9	106	23	1	138	3	27	12	1	42	2	295	297
20:15	15	71	2	0	88	17	15	3	1	35	9	109	34	2	152	8	24	7	0	39	3	314	317
20:30	6	72	0	1	78	11	12	9	0	32	4	82	30	1	116	6	18	5	0	29	2	255	257
20:45	5	51	3	0	59	16	9	2	0	27	5	87	24	1	116	5	20	4	0	29	1	231	232
Total	48	254	6	1	308	63	44	19	1	126	27	384	111	5	522	22	89	28	1	139	8	1095	1103
21:00	7	48	8	0	63	19	16	4	0	39	5	69	24	1	98	6	20	6	0	32	1	232	233
21:15	7	34	8	1	49	9	16	7	1	32	3	43	18	0	64	6	11	3	0	20	2	165	167
21:30	3	61	0	2	64	18	5	4	0	27	3	84	25	1	112	7	14	5	0	26	3	229	232
21:45	3	40	4	1	47	11	2	6	0	19	0	70	24	0	94	3	6	0	0	9	1	169	170
Total	20	183	20	4	223	57	39	21	1	117	11	266	91	2	368	22	51	14	0	87	7	795	802
Grand Total	363	531	314	240	5994	152	100	394	64	2925	461	512	156	287	7148	413	994	521	29	1928	620	17995	18615
Apprch %	6.1	88.7	5.2			52.3	34.3	13.5			6.4	71.7	21.9			21.4	51.6	27.0					
Total %	2.0	29.5	1.7		33.3	8.5	5.6	2.2		16.3	2.6	28.5	8.7		39.7	2.3	5.5	2.9		10.7	3.3	96.7	

**ANOKA COUNTY HIGHWAY
PC-WARRANTS
TRAFFIC SIGNAL WARRANT ANALYSIS**

Study Name : TMC0427
Study Date : 08/20/04
Page No. : 1

Signal Warrants - Summary

Major Street Approaches

Northbound: CSAH 78
Number of Lanes: 2
Approach Speed: 55
Total Approach Volume: 7,148

Southbound: CSAH 78
Number of Lanes: 2
Approach Speed: 55
Total Approach Volume: 5,994

Minor Street Approaches

Eastbound: CR 16
Number of Lanes: 2

Total Approach Volume: 1,928

Westbound: CR 16
Number of Lanes: 2

Total Approach Volume: 2,925

Warrant Summary (Rural values apply.)

Warrant 1 - Eight Hour Vehicular Volumes	Satisfied
Warrant 1A - Minimum Vehicular Volume Satisfied	
Required volumes reached for 13 hours, 8 are needed	
Warrant 1B - Interruption of Continuous Traffic Satisfied	
Required volumes reached for 15 hours, 8 are needed	
Warrant 1 A&B - Combination of Warrants Satisfied	
Required volumes reached for 16 hours, 8 are needed	
 Warrant 2 - Four Hour Volumes	 Satisfied
Number of hours (13) volumes exceed minimum >= minimum required (4).	
 Warrant 3 - Peak Hour	 Satisfied
Warrant 3A - Peak Hour Volumes Satisfied	
Volumes exceed minimums for at least one hour.	
Warrant 3B - Peak Hour Delay Satisfied	
Number of hours (36) volumes exceed minimum >= required (1). Delay data not evaluated.	
 Warrant 4 - Pedestrian Volumes	 Not Evaluated
 Warrant 5 - School Crossing	 Not Evaluated
 Warrant 6 - Coordinated Signal System	 Not Evaluated
 Warrant 7 - Crash Experience	 Not Evaluated
 Warrant 8 - Roadway Network	 Not Evaluated

**ANOKA COUNTY HIGHWAY
PC-WARRANTS
TRAFFIC SIGNAL WARRANT ANALYSIS**

Study Name : TMC0427
Study Date : 08/20/04

Multi-Way Stop Warrant Report

Major Street Approaches

Northbound: CSAH 78
Total Approach Volume: 7,148
Approach Speed: 55

Southbound: CSAH 78
Total Approach Volume: 5,994
Approach Speed: 55

Minor Street Approaches

Eastbound: CR 16
Total Approach Volume: 1,928

Westbound: CR 16
Total Approach Volume: 2,925

Warrant Summary

- Criteria A - Interim Measure** Not Evaluated
If traffic signals are justified, stop signs can be installed as an interim measure.
- Criteria B - Crash Experience** Not Evaluated
Number of crashes (0) is less than the minimum required (5).
- Criteria C - Minimum Volumes and Delays** Satisfied
Delay data not evaluated
Required volumes reached for 16 hours, 8 are needed
- Criteria D - 80% of Volumes, Delays, and Crashes** Not Evaluated
Delay data not evaluated
Required volumes reached for 16 hours, 8 are needed

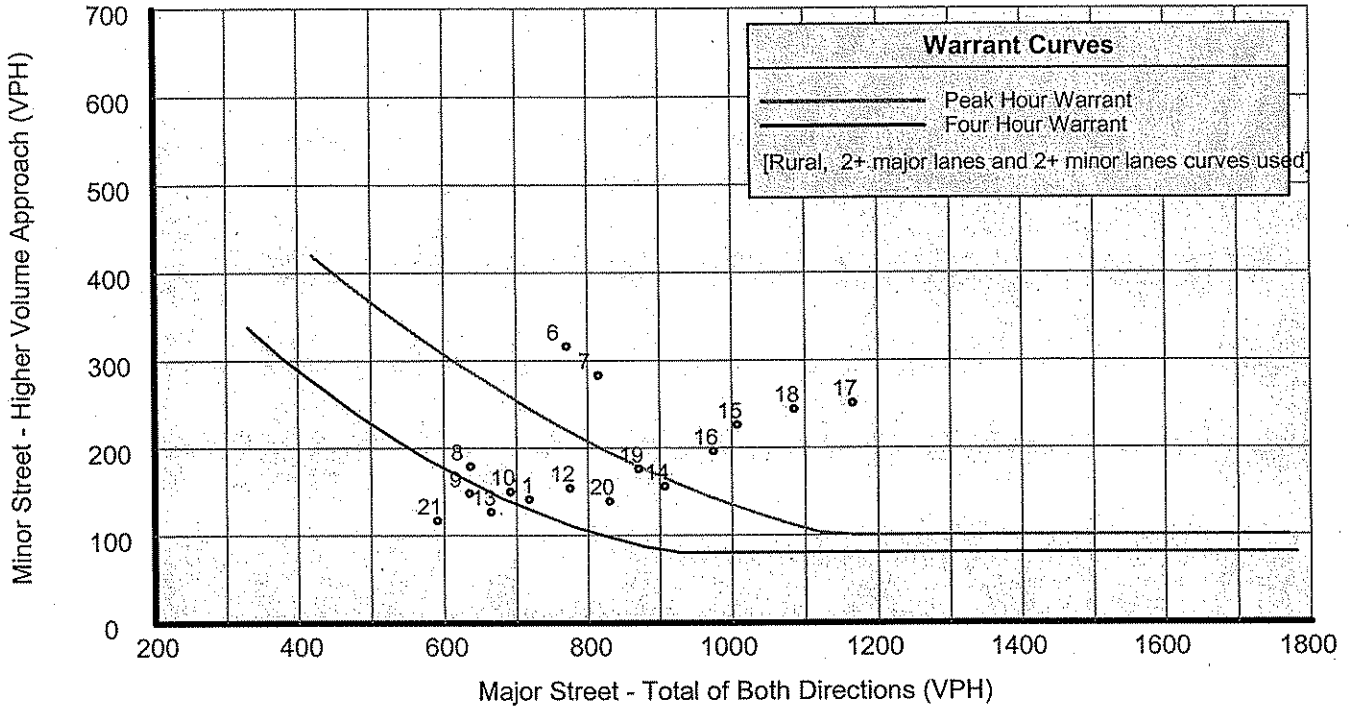
Analysis of 8-Hour Volume Warrants:

Time	Major Crit	Minor	Crit C			Crit D		
	Total	Total	Major Crit	Minor Crit	Meets?	Major Crit	Minor Crit	Meets?
00:00 - 01:00	0	0	210-No	140-No	No	240-No	160-No	No
01:00 - 02:00	0	0	210-No	140-No	No	240-No	160-No	No
02:00 - 03:00	0	0	210-No	140-No	No	240-No	160-No	No
03:00 - 04:00	0	0	210-No	140-No	No	240-No	160-No	No
04:00 - 05:00	0	0	210-No	140-No	No	240-No	160-No	No
05:00 - 06:00	0	0	210-No	140-No	No	240-No	160-No	No
06:00 - 07:00	771	417	210-Yes	140-Yes	Both	240-Yes	160-Yes	Both
07:00 - 08:00	815	371	210-Yes	140-Yes	Both	240-Yes	160-Yes	Both
08:00 - 09:00	637	245	210-Yes	140-Yes	Both	240-Yes	160-Yes	Both
09:00 - 10:00	635	219	210-Yes	140-Yes	Both	240-Yes	160-Yes	Both
10:00 - 11:00	692	239	210-Yes	140-Yes	Both	240-Yes	160-Yes	Both
11:00 - 12:00	718	244	210-Yes	140-Yes	Both	240-Yes	160-Yes	Both
12:00 - 13:00	775	285	210-Yes	140-Yes	Both	240-Yes	160-Yes	Both
13:00 - 14:00	665	199	210-Yes	140-Yes	Both	240-Yes	160-Yes	Both
14:00 - 15:00	907	255	210-Yes	140-Yes	Both	240-Yes	160-Yes	Both
15:00 - 16:00	1,008	387	210-Yes	140-Yes	Both	240-Yes	160-Yes	Both
16:00 - 17:00	975	348	210-Yes	140-Yes	Both	240-Yes	160-Yes	Both
17:00 - 18:00	1,166	425	210-Yes	140-Yes	Both	240-Yes	160-Yes	Both
18:00 - 19:00	1,086	431	210-Yes	140-Yes	Both	240-Yes	160-Yes	Both
19:00 - 20:00	871	319	210-Yes	140-Yes	Both	240-Yes	160-Yes	Both
20:00 - 21:00	830	265	210-Yes	140-Yes	Both	240-Yes	160-Yes	Both
21:00 - 22:00	591	204	210-Yes	140-Yes	Both	240-Yes	160-Yes	Both
22:00 - 23:00	0	0	210-No	140-No	No	240-No	160-No	No
23:00 - 00:00	0	0	210-No	140-No	No	240-No	160-No	No

ANOKA COUNTY HIGHWAY PC-WARRANTS TRAFFIC SIGNAL WARRANT ANALYSIS

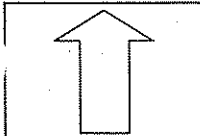
Study Name : TMC0427
Study Date : 08/20/04
Page No. : 2

Signal Warrants - Summary



Analysis of 8-Hour Volume Warrants:

Hour Begin	Major Total	Higher Minor Vol	Dir	War-1A			War-1B			War-1A&B		
				Major Crit	Minor Crit	Meets?	Major Crit	Minor Crit	Meets?	Major Crit	Minor Crit	Meets?
00:00	0	0	EB	420-No	140-No	---	630-No	70-No	---	504-No	112-No	---
01:00	0	0	EB	420-No	140-No	---	630-No	70-No	---	504-No	112-No	---
02:00	0	0	EB	420-No	140-No	---	630-No	70-No	---	504-No	112-No	---
03:00	0	0	EB	420-No	140-No	---	630-No	70-No	---	504-No	112-No	---
04:00	0	0	EB	420-No	140-No	---	630-No	70-No	---	504-No	112-No	---
05:00	0	0	EB	420-No	140-No	---	630-No	70-No	---	504-No	112-No	---
06:00	771	316	WB	420-Yes	140-Yes	Both	630-Yes	70-Yes	Both	504-Yes	112-Yes	Both
07:00	815	283	WB	420-Yes	140-Yes	Both	630-Yes	70-Yes	Both	504-Yes	112-Yes	Both
08:00	637	179	WB	420-Yes	140-Yes	Both	630-Yes	70-Yes	Both	504-Yes	112-Yes	Both
09:00	635	148	WB	420-Yes	140-Yes	Both	630-Yes	70-Yes	Both	504-Yes	112-Yes	Both
10:00	692	150	WB	420-Yes	140-Yes	Both	630-Yes	70-Yes	Both	504-Yes	112-Yes	Both
11:00	718	141	WB	420-Yes	140-Yes	Both	630-Yes	70-Yes	Both	504-Yes	112-Yes	Both
12:00	775	154	WB	420-Yes	140-Yes	Both	630-Yes	70-Yes	Both	504-Yes	112-Yes	Both
13:00	665	127	WB	420-Yes	140-No	Major	630-Yes	70-Yes	Both	504-Yes	112-Yes	Both
14:00	907	156	WB	420-Yes	140-Yes	Both	630-Yes	70-Yes	Both	504-Yes	112-Yes	Both
15:00	1,008	226	EB	420-Yes	140-Yes	Both	630-Yes	70-Yes	Both	504-Yes	112-Yes	Both
16:00	975	196	WB	420-Yes	140-Yes	Both	630-Yes	70-Yes	Both	504-Yes	112-Yes	Both
17:00	1,166	251	WB	420-Yes	140-Yes	Both	630-Yes	70-Yes	Both	504-Yes	112-Yes	Both
18:00	1,086	244	WB	420-Yes	140-Yes	Both	630-Yes	70-Yes	Both	504-Yes	112-Yes	Both
19:00	871	176	WB	420-Yes	140-Yes	Both	630-Yes	70-Yes	Both	504-Yes	112-Yes	Both
20:00	830	139	EB	420-Yes	140-No	Major	630-Yes	70-Yes	Both	504-Yes	112-Yes	Both
21:00	591	117	WB	420-Yes	140-No	Major	630-No	70-Yes	Minor	504-Yes	112-Yes	Both
22:00	0	0	EB	420-No	140-No	---	630-No	70-No	---	504-No	112-No	---
23:00	0	0	EB	420-No	140-No	---	630-No	70-No	---	504-No	112-No	---



NORTH

APP. #1 = CR 16
APP. #2 = CSAH 78
APP. #3 = CR 16
APP. #4 = CSAH 78

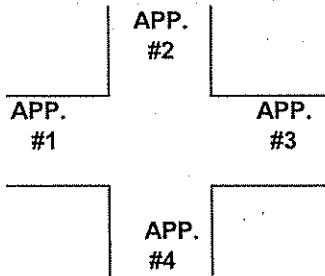
COUNT LOCATION:

CSAH 78 (Hanson Blvd.) @

DATE:

08/17/2004

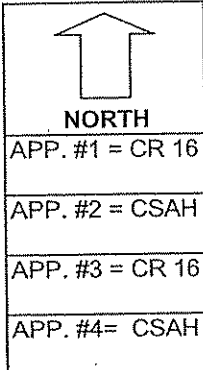
CR 16 (Andover Blvd.)



- HEAVY VEHICLE- ANY VEHICLE HAVING MORE THAN FOUR TIRES TOUCHING THE PAVEMENT
- A. TRUCKS- A HEAVY VEHICLE INVOLVED PRIMARILY IN THE TRANSPORT OF GOODS OR IN THE DELIVERY OF A SERVICE.
 - B. RV- A HEAVY VEHICLE OPERATED BY A PRIVATE MOTORIST AND INVOLVED IN THE TRANSPORT OF RECREATIONAL EQUIPMENT OR FACILITIES.
 - C. BUSES- A HEAVY VEHICLE INVOLVED IN THE TRANSPORTATION OF GROUPS OF PEOPLE.

TIME	PEDESTRIANS					HEAVY VEHICLES		
	APP. #1	APP. #2	APP. #3	APP. #4	15 MIN TOT	TRUCKS	RV	BUS
6:00-6:15AM			1	1	2	5		
6:15-6:30						6		1
6:30-6:45			1	1	2	6		
6:45-7:00						15		1
HOURLY TOTAL					4	HOURLY TOTAL		34
7:00-7:15		1			1	6		
7:15-7:30						7		
7:30-7:45			1	1	2	10		1
7:45-8:00						11		
HOURLY TOTAL					3	HOURLY TOTAL		35
8:00-8:15			1	1	2	24		1
8:15-8:30	34		1	1	36	8		
8:30-8:45	3				3	7		2
8:45-9:00						11		
HOURLY TOTAL					41	HOURLY TOTAL		53
9:00-9:15						14		3
9:15-9:30			1	1	2	12		
9:30-9:45						12		1
9:45-10:00			6	6	12	24		1
HOURLY TOTAL					14	HOURLY TOTAL		67
10:00-10:15				1	1	14		1
10:15-10:30	1		7	7	15	13		
10:30-10:45			2	3	5	15		1
10:45-11:00						18		
HOURLY TOTAL					21	HOURLY TOTAL		62
11:00-11:15			13	13	26	13		1
11:15-11:30			1	1	2	12		1
11:30-11:45			1	1	2	10		
11:45-12:00						8		
HOURLY TOTAL					30	HOURLY TOTAL		45
12:00-12:15			1	1	2	17		
12:15-12:30						15		
12:30-12:45			3	3	6	10		
12:45-1:00			2	2	4	17		
HOURLY TOTAL					12	HOURLY TOTAL		59
1:00-1:15			2	2	4	12		
1:15-1:30			3	3	6	11		
1:30-1:45			4	4	8	11		
1:45-2:00			12	13	25	15		
HOURLY TOTAL					43	HOURLY TOTAL		49
					TOTAL	164		
							TOTAL	404

1
2
3
4
5
6
7
8
9
10
11
12
13
14
15
16
17
18
19
20
21
22
23
24
25
26
27
28
29
30
31
32

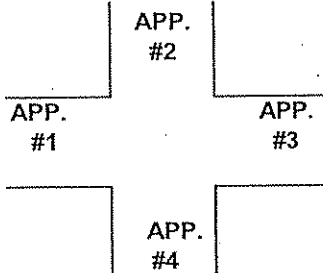


COUNT LOCATION:

CSAH 78 (Hanson Blvd.) @
CR 16 (Andover Blvd.)

DATE:

08/19/2004



- HEAVY VEHICLE- ANY VEHICLE HAVING MORE THAN FOUR TIRES TOUCHING THE PAVEMENT
- A. TRUCKS- A HEAVY VEHICLE INVOLVED PRIMARILY IN THE TRANSPORT OF GOODS OR IN THE DELIVERY OF A SERVICE.
 - B. RV- A HEAVY VEHICLE OPERATED BY A PRIVATE MOTORIST AND INVOLVED IN THE TRANSPORT OF RECREATIONAL EQUIPMENT OR FACILITIES.
 - C. BUSES- A HEAVY VEHICLE INVOLVED IN THE TRANSPORTATION OF GROUPS OF PEOPLE.

TIME	PEDESTRIANS					HEAVY VEHICLES		
	APP. #1	APP. #2	APP. #3	APP. #4	15 MIN TOT	TRUCKS	RV	BUS
2:00-2:15PM			5	5	10	14	2	
2:15-2:30						9	1	
2:30-2:45			2	2	4	7		3
2:45-3:00			6	6	12	15		
HOURLY TOTAL					26	HOURLY TOTAL		51
3:00-3:15			13	13	26	12	2	1
3:15-3:30			2	2	4	21		1
3:30-3:45	1				1	4		2
3:45-4:00			6	6	12	10	2	1
HOURLY TOTAL					43	HOURLY TOTAL		56
4:00-4:15			2	2	4	7		3
4:15-4:30			1	1	2	4		2
4:30-4:45			2	2	4	5		
4:45-5:00						4	1	1
HOURLY TOTAL					10	HOURLY TOTAL		27
5:00-5:15			1	1	2	10		
5:15-5:30			3	3	6	10		
5:30-5:45			2	2	4	4		
5:45-6:00			1	1	2	6		
HOURLY TOTAL					14	HOURLY TOTAL		30
6:00-6:15			1	1	2	7		
6:15-6:30	1		1	1	3	6	1	
6:30-6:45	1	1	8	8	18	9		
6:45-7:00		1			1	3		
HOURLY TOTAL					1	HOURLY TOTAL		26
7:00-7:15			1	1	2	1		
7:15-7:30			1	1	2	4	1	
7:30-7:45			1	1	2	4		
7:45-8:00						3		
HOURLY TOTAL					6	HOURLY TOTAL		13
8:00-8:15	1				1	2		
8:15-8:30						3		
8:30-8:45						2		
8:45-9:00			1	1	2			
HOURLY TOTAL					3	HOURLY TOTAL		7
9:00-9:15			1	1	2	1		
9:15-9:30						2		
9:30-9:45						3		
9:45-10:00	1	1			2	1		
HOURLY TOTAL					4	HOURLY TOTAL		7
TOTAL					107	TOTAL		166

1
2
3
4
5
6
7
8
9
10
11
12
13
14
15
16
17
18
19
20
21
22
23
24
25
26
27
28
29
30
31
32