

Date : 9/21/04

Count Number : TMC0431

Location : CSAH 51 (University Ave.) @

Four Seasons Mobile Home Entrance

CSAH 51

11328

#1

5927	D	0
5670	M	5670
257	T	257

5401



North

Four Seasons Entrance

317	G	1144
0	H	0
827	J	827

#2

2178

1034

CSAH 51

6497

#3

0	M	5861
5084	L	5084
777	K	777

12358

	LANES OF APPROACH			TOTAL
	RIGHT TURN LANE	LEFT TURN LANE	THRU LANES	
#1	0	0	1	1
#2	1	1	0	2
#3	0	0	2	2

Anoka County Highway Department

Traffic Volume and Turning

Movement Study

Anoka County Highway Department  
Traffic Engineering

Traffic Volume and Turning Movement Study

File Name : TMC0431  
Site Code : 04310101  
Start Date : 09/21/2004  
Page No : 1

Weather: 9/21-Rainy, 9/22-Warm  
Counter: TDC-8  
Counted by: Josie/Terri

Groups Printed- Unshifted

Start Time	CSAH 51 Southbound					FOUR SEASONS Westbound					CSAH 51 Northbound					NONE Eastbound					Exclu. Total	Inclu. Total	Int. Total
	Left	Thru	Right	Heavy	App. Total	Left	Thru	Right	Heavy	App. Total	Left	Thru	Right	Heavy	App. Total	Left	Thru	Right	Heavy	App. Total			
Factor	1.0	1.0	1.0	1.0		1.0	1.0	1.0	1.0		1.0	1.0	1.0	1.0		1.0	1.0	1.0	1.0				
06:00	2	163	0	2	165	21	0	8	0	29	0	10	3	0	13	0	0	0	0	0	2	207	209
06:15	3	216	0	1	219	25	0	9	3	34	0	24	5	1	29	0	0	0	0	0	5	282	287
06:30	4	252	0	9	256	26	0	2	3	28	0	45	5	2	50	0	0	0	0	0	14	334	348
06:45	4	280	0	1	284	28	0	10	1	38	0	55	10	2	65	0	0	0	0	0	4	387	391
Total	13	911	0	13	924	100	0	29	7	129	0	134	23	5	157	0	0	0	0	0	25	1210	1235
07:00	2	281	0	5	283	13	0	14	1	27	0	89	6	5	95	0	0	0	0	0	11	405	416
07:15	5	261	0	5	266	25	0	19	3	44	0	80	12	6	92	0	0	0	0	0	14	402	416
07:30	6	319	0	8	325	24	0	7	1	31	0	51	6	1	57	0	0	0	0	0	10	413	423
07:45	5	251	0	6	256	15	0	5	0	20	0	39	14	7	53	0	0	0	0	0	13	329	342
Total	18	1112	0	24	1130	77	0	45	5	122	0	259	38	19	297	0	0	0	0	0	48	1549	1597
08:00	8	195	0	7	203	20	0	10	2	30	0	37	6	2	43	0	0	0	0	0	11	276	287
08:15	6	152	0	5	158	19	0	6	2	25	0	33	7	1	40	0	0	0	0	0	8	223	231
08:30	2	121	0	6	123	42	0	3	3	45	0	44	11	1	55	0	0	0	0	0	10	223	233
08:45	5	95	0	2	100	17	0	4	0	21	0	46	9	4	55	0	0	0	0	0	6	176	182
Total	21	563	0	20	584	98	0	23	7	121	0	160	33	8	193	0	0	0	0	0	35	898	933
09:00	2	66	0	2	68	14	0	2	1	16	0	49	13	8	62	0	0	0	0	0	11	146	157
09:15	4	82	0	2	86	12	0	5	1	17	0	43	7	4	50	0	0	0	0	0	7	153	160
09:30	1	78	0	2	79	12	0	1	1	13	0	35	8	3	43	0	0	0	0	0	6	135	141
09:45	1	76	0	1	77	16	0	1	0	17	0	35	8	2	43	0	0	0	0	0	3	137	140
Total	8	302	0	7	310	54	0	9	3	63	0	162	36	17	198	0	0	0	0	0	27	571	598
10:00	3	69	0	2	72	11	0	2	0	13	0	50	4	0	54	0	0	0	0	0	2	139	141
10:15	2	54	0	0	56	11	0	7	2	18	0	57	9	5	66	0	0	0	0	0	7	140	147
10:30	3	68	0	2	71	10	0	2	1	12	0	48	9	0	57	0	0	0	0	0	3	140	143
10:45	2	64	0	0	66	18	0	3	0	21	0	41	7	2	48	0	0	0	0	0	2	135	137
Total	10	255	0	4	265	50	0	14	3	64	0	196	29	7	225	0	0	0	0	0	14	554	568
11:00	4	72	0	4	76	17	0	2	0	19	0	56	16	1	72	0	0	0	0	0	5	167	172
11:15	2	78	0	2	80	18	0	4	1	22	0	63	8	5	71	0	0	0	0	0	8	173	181
11:30	5	68	0	4	73	12	0	5	2	17	0	62	12	1	74	0	0	0	0	0	7	164	171
11:45	6	80	0	0	86	8	0	2	0	10	0	53	19	2	72	0	0	0	0	0	2	168	170
Total	17	298	0	10	315	55	0	13	3	68	0	234	55	9	289	0	0	0	0	0	22	672	694
12:00	5	77	0	0	82	13	0	2	0	15	0	63	15	1	78	0	0	0	0	0	1	175	176
12:15	3	63	0	1	66	11	0	10	2	21	0	79	13	4	92	0	0	0	0	0	7	179	186
12:30	5	83	0	1	88	16	0	9	1	25	0	69	14	4	83	0	0	0	0	0	6	196	202
12:45	7	74	0	4	81	14	0	6	0	20	0	80	13	3	93	0	0	0	0	0	7	194	201
Total	20	297	0	6	317	54	0	27	3	81	0	291	55	12	346	0	0	0	0	0	21	744	765
13:00	5	50	0	0	55	13	0	3	1	16	0	48	16	0	64	0	0	0	0	0	1	135	136
13:15	3	80	0	2	83	12	0	3	1	15	0	92	10	3	102	0	0	0	0	0	6	200	206
13:30	5	63	0	2	68	20	0	5	2	25	0	64	17	3	81	0	0	0	0	0	7	174	181
13:45	4	59	0	2	63	15	0	7	1	22	0	96	18	2	114	0	0	0	0	0	5	199	204
Total	17	252	0	6	269	60	0	18	5	78	0	300	61	8	361	0	0	0	0	0	19	708	727
14:00	5	81	0	1	86	10	0	10	0	20	0	103	15	4	118	0	0	0	0	0	5	224	229
14:15	8	76	0	4	84	16	0	9	1	25	0	117	19	3	136	0	0	0	0	0	8	245	253
14:30	17	124	0	9	141	21	0	8	1	29	0	153	16	5	169	0	0	0	0	0	15	339	354
14:45	5	82	0	4	87	17	0	5	2	22	0	135	29	4	164	0	0	0	0	0	10	273	283
Total	35	363	0	18	398	64	0	32	4	96	0	508	79	16	587	0	0	0	0	0	38	1081	1119
15:00	5	94	0	5	99	14	0	7	0	21	0	155	17	5	172	0	0	0	0	0	10	292	302
15:15	9	122	0	6	131	18	0	10	2	28	0	184	33	6	217	0	0	0	0	0	14	376	390
15:30	10	111	0	3	121	13	0	10	3	23	0	219	25	2	244	0	0	0	0	0	8	388	396
15:45	10	100	0	3	110	10	0	8	0	18	0	251	18	4	269	0	0	0	0	0	7	397	404
Total	34	427	0	17	461	55	0	35	5	90	0	809	93	17	902	0	0	0	0	0	39	1453	1492
16:00	6	105	0	1	111	25	0	10	1	35	0	249	30	7	279	0	0	0	0	0	9	425	434
16:15	11	92	0	1	103	14	0	10	2	24	0	262	29	3	291	0	0	0	0	0	6	418	424
16:30	13	99	0	2	112	16	0	8	2	24	0	223	26	2	249	0	0	0	0	0	6	385	391
16:45	2	102	0	0	104	17	0	11	0	28	0	284	42	4	326	0	0	0	0	0	4	458	462
Total	32	398	0	4	430	72	0	39	5	111	0	1018	127	16	1145	0	0	0	0	0	25	1686	1711

Anoka County Highway Department  
 Traffic Engineering  
 Traffic Volume and Turning Movement Stud

Weather: 9/21-Rainy, 9/22-Warm  
 Counter: TDC-8  
 Counted by: Josie/Terri

File Name : TMC0431  
 Site Code : 04310101  
 Start Date : 09/21/2004  
 Page No : 2

Groups Printed- Unshifted

Start Time	CSAH 51 Southbound					FOUR SEASONS Westbound					CSAH 51 Northbound					NONE Eastbound					Exclu. Total	Inclu. Total	Int. Total
	Left	Thru	Right	Heavy	App. Total	Left	Thru	Right	Heavy	App. Total	Left	Thru	Right	Heavy	App. Total	Left	Thru	Right	Heavy	App. Total			
Factor	1.0	1.0	1.0	1.0		1.0	1.0	1.0	1.0		1.0	1.0	1.0	1.0		1.0	1.0	1.0	1.0				
17:00	9	111	0	1	120	22	0	7	1	29	0	255	44	5	299	0	0	0	0	0	7	448	455
17:15	7	138	0	1	145	16	0	14	2	30	0	278	34	5	312	0	0	0	0	0	8	487	495
17:30	7	123	0	4	130	19	0	5	1	24	0	243	35	2	278	0	0	0	0	0	7	432	439
17:45	9	120	0	2	129	31	0	7	0	38	0	237	35	3	272	0	0	0	0	0	5	439	444
Total	32	492	0	8	524	88	0	33	4	121	0	1013	148	15	1161	0	0	0	0	0	27	1806	1833
Grand Total	257	5670	0	137	5927	827	0	317	54	1144	0	5084	777	149	5861	0	0	0	0	0	340	12932	13272
Apprch %	4.3	95.7	0.0			72.3	0.0	27.7			0.0	86.7	13.3			0.0	0.0	0.0					
Total %	2.0	43.8	0.0		45.8	6.4	0.0	2.5		8.8	0.0	39.3	6.0		45.3	0.0	0.0	0.0		0.0	2.6	97.4	

**ANOKA COUNTY HIGHWAY  
PC-WARRANTS  
TRAFFIC SIGNAL WARRANT ANALYSIS**

Study Name : TMC0431  
Study Date : 09/23/04  
Page No. : 1

**Signal Warrants - Summary**

**Major Street Approaches**

**Northbound: CSAH 51**  
Number of Lanes: 2  
Approach Speed: 50  
Total Approach Volume: 5,861

**Southbound: CSAH 51**  
Number of Lanes: 1  
Approach Speed: 50  
Total Approach Volume: 5,927

**Minor Street Approaches**

**Eastbound: NONE**  
Number of Lanes: 2  
Total Approach Volume: 0

**Westbound: FOUR SEASONS**  
Number of Lanes: 2  
Total Approach Volume: 1,144

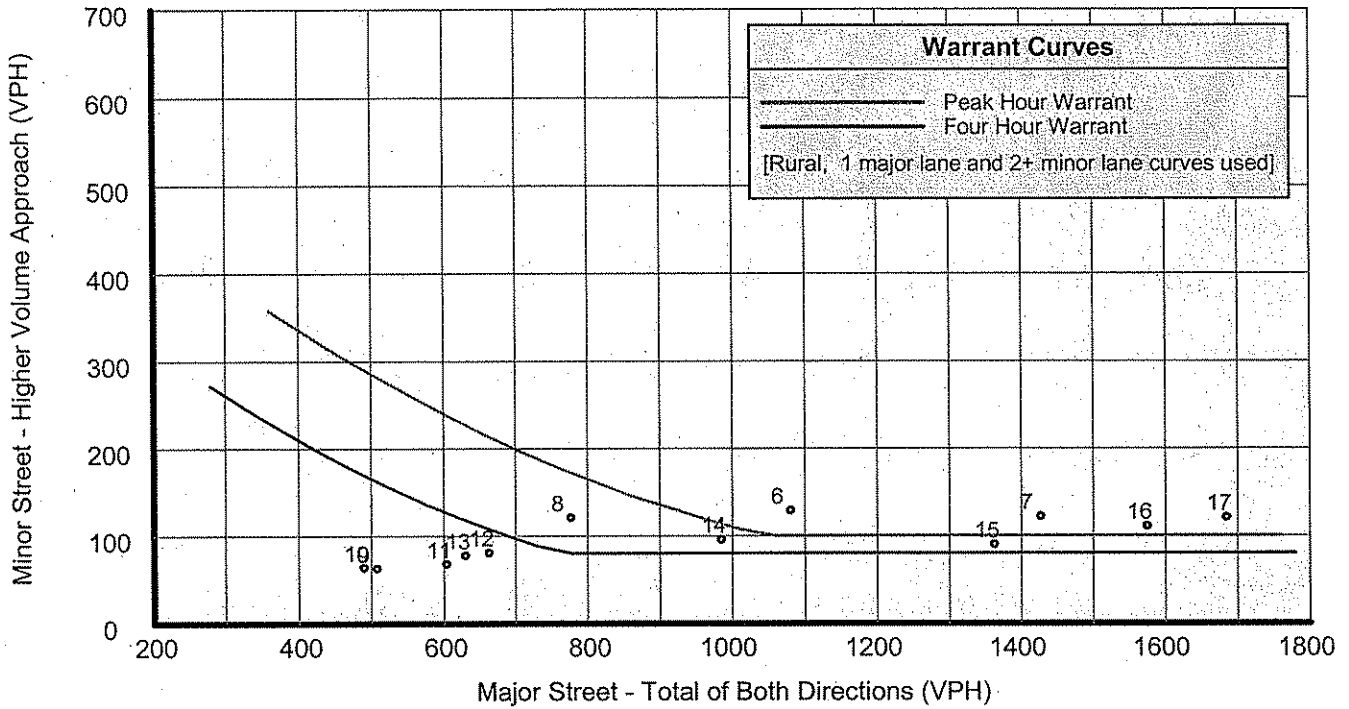
**Warrant Summary (Rural values apply.)**

<b>Warrant 1 - Eight Hour Vehicular Volumes</b> .....	<b>Satisfied</b>
<b>Warrant 1A - Minimum Vehicular Volume</b> .....	<b>Not Satisfied</b>
Required volumes reached for 0 hours, 8 are needed	
<b>Warrant 1B - Interruption of Continuous Traffic</b> .....	<b>Satisfied</b>
Required volumes reached for 9 hours, 8 are needed	
<b>Warrant 1 A&amp;B - Combination of Warrants</b> .....	<b>Not Satisfied</b>
Required volumes reached for 4 hours, 8 are needed	
<b>Warrant 2 - Four Hour Volumes</b> .....	<b>Satisfied</b>
Number of hours (7) volumes exceed minimum >= minimum required (4).	
<b>Warrant 3 - Peak Hour</b> .....	<b>Satisfied</b>
<b>Warrant 3A - Peak Hour Volumes</b> .....	<b>Satisfied</b>
Volumes exceed minimums for at least one hour.	
<b>Warrant 3B - Peak Hour Delay</b> .....	<b>Not Satisfied</b>
Approach volumes on minor street don't exceed minimums for any hour. Delay data not evaluated.	
<b>Warrant 4 - Pedestrian Volumes</b> .....	<b>Not Evaluated</b>
<b>Warrant 5 - School Crossing</b> .....	<b>Not Evaluated</b>
<b>Warrant 6 - Coordinated Signal System</b> .....	<b>Not Evaluated</b>
<b>Warrant 7 - Crash Experience</b> .....	<b>Not Evaluated</b>
<b>Warrant 8 - Roadway Network</b> .....	<b>Not Evaluated</b>

# ANOKA COUNTY HIGHWAY PC-WARRANTS TRAFFIC SIGNAL WARRANT ANALYSIS

Study Name : TMC0431  
Study Date : 09/23/04  
Page No. : 2

## Signal Warrants - Summary



### Analysis of 8-Hour Volume Warrants:

Hour Begin	Major Total	Higher Minor Vol	Dir	War-1A			War-1B			War-1A&B		
				Major Crit	Minor Crit	Meets?	Major Crit	Minor Crit	Meets?	Major Crit	Minor Crit	Meets?
00:00	0	0	EB	350-No	140-No	---	525-No	70-No	---	420-No	112-No	---
01:00	0	0	EB	350-No	140-No	---	525-No	70-No	---	420-No	112-No	---
02:00	0	0	EB	350-No	140-No	---	525-No	70-No	---	420-No	112-No	---
03:00	0	0	EB	350-No	140-No	---	525-No	70-No	---	420-No	112-No	---
04:00	0	0	EB	350-No	140-No	---	525-No	70-No	---	420-No	112-No	---
05:00	0	0	EB	350-No	140-No	---	525-No	70-No	---	420-No	112-No	---
06:00	1,081	129	WB	350-Yes	140-No	Major	525-Yes	70-Yes	Both	420-Yes	112-Yes	Both
07:00	1,427	122	WB	350-Yes	140-No	Major	525-Yes	70-Yes	Both	420-Yes	112-Yes	Both
08:00	777	121	WB	350-Yes	140-No	Major	525-Yes	70-Yes	Both	420-Yes	112-Yes	Both
09:00	508	63	WB	350-Yes	140-No	Major	525-No	70-No	---	420-Yes	112-No	Major
10:00	490	64	WB	350-Yes	140-No	Major	525-No	70-No	---	420-Yes	112-No	Major
11:00	604	68	WB	350-Yes	140-No	Major	525-Yes	70-No	Major	420-Yes	112-No	Major
12:00	663	81	WB	350-Yes	140-No	Major	525-Yes	70-Yes	Both	420-Yes	112-No	Major
13:00	630	78	WB	350-Yes	140-No	Major	525-Yes	70-Yes	Both	420-Yes	112-No	Major
14:00	985	96	WB	350-Yes	140-No	Major	525-Yes	70-Yes	Both	420-Yes	112-No	Major
15:00	1,363	90	WB	350-Yes	140-No	Major	525-Yes	70-Yes	Both	420-Yes	112-No	Major
16:00	1,575	111	WB	350-Yes	140-No	Major	525-Yes	70-Yes	Both	420-Yes	112-No	Major
17:00	1,685	121	WB	350-Yes	140-No	Major	525-Yes	70-Yes	Both	420-Yes	112-Yes	Both
18:00	0	0	EB	350-No	140-No	---	525-No	70-No	---	420-No	112-No	---
19:00	0	0	EB	350-No	140-No	---	525-No	70-No	---	420-No	112-No	---
20:00	0	0	EB	350-No	140-No	---	525-No	70-No	---	420-No	112-No	---
21:00	0	0	EB	350-No	140-No	---	525-No	70-No	---	420-No	112-No	---
22:00	0	0	EB	350-No	140-No	---	525-No	70-No	---	420-No	112-No	---
23:00	0	0	EB	350-No	140-No	---	525-No	70-No	---	420-No	112-No	---

**ANOKA COUNTY HIGHWAY  
PC-WARRANTS  
TRAFFIC SIGNAL WARRANT ANALYSIS**

Study Name : TMC0431  
Study Date : 09/23/04

**Multi-Way Stop Warrant Report**

**Major Street Approaches**

**Northbound: CSAH 51**  
Total Approach Volume: 5,861  
Approach Speed: 50

**Southbound: CSAH 51**  
Total Approach Volume: 5,927  
Approach Speed: 50

**Minor Street Approaches**

**Eastbound: NONE**  
Total Approach Volume: 0

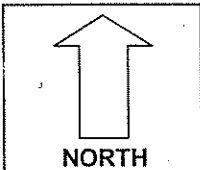
**Westbound: FOUR SEASONS**  
Total Approach Volume: 1,144

**Warrant Summary**

- Criteria A - Interim Measure** ..... Not Evaluated  
If traffic signals are justified, stop signs can be installed as an interim measure.
- Criteria B - Crash Experience** ..... Not Evaluated  
Number of crashes (0) is less than the minimum required (5).
- Criteria C - Minimum Volumes and Delays** ..... Not Satisfied  
Delay data not evaluated  
Required volumes reached for 0 hours, 8 are needed
- Criteria D - 80% of Volumes, Delays, and Crashes** ..... Not Evaluated  
Delay data not evaluated  
Required volumes reached for 0 hours, 8 are needed

**Analysis of 8-Hour Volume Warrants:**

Time	Major Crit	Minor	Crit C			Crit D		
	Total	Total	Major Crit	Minor Crit	Meets?	Major Crit	Minor Crit	Meets?
00:00 - 01:00	0	0	210-No	140-No	No	240-No	160-No	No
01:00 - 02:00	0	0	210-No	140-No	No	240-No	160-No	No
02:00 - 03:00	0	0	210-No	140-No	No	240-No	160-No	No
03:00 - 04:00	0	0	210-No	140-No	No	240-No	160-No	No
04:00 - 05:00	0	0	210-No	140-No	No	240-No	160-No	No
05:00 - 06:00	0	0	210-No	140-No	No	240-No	160-No	No
06:00 - 07:00	1,081	129	210-Yes	140-No	Major	240-Yes	160-No	Major
07:00 - 08:00	1,427	122	210-Yes	140-No	Major	240-Yes	160-No	Major
08:00 - 09:00	777	121	210-Yes	140-No	Major	240-Yes	160-No	Major
09:00 - 10:00	508	63	210-Yes	140-No	Major	240-Yes	160-No	Major
10:00 - 11:00	490	64	210-Yes	140-No	Major	240-Yes	160-No	Major
11:00 - 12:00	604	68	210-Yes	140-No	Major	240-Yes	160-No	Major
12:00 - 13:00	663	81	210-Yes	140-No	Major	240-Yes	160-No	Major
13:00 - 14:00	630	78	210-Yes	140-No	Major	240-Yes	160-No	Major
14:00 - 15:00	985	96	210-Yes	140-No	Major	240-Yes	160-No	Major
15:00 - 16:00	1,363	90	210-Yes	140-No	Major	240-Yes	160-No	Major
16:00 - 17:00	1,575	111	210-Yes	140-No	Major	240-Yes	160-No	Major
17:00 - 18:00	1,685	121	210-Yes	140-No	Major	240-Yes	160-No	Major
18:00 - 19:00	0	0	210-No	140-No	No	240-No	160-No	No
19:00 - 20:00	0	0	210-No	140-No	No	240-No	160-No	No
20:00 - 21:00	0	0	210-No	140-No	No	240-No	160-No	No
21:00 - 22:00	0	0	210-No	140-No	No	240-No	160-No	No
22:00 - 23:00	0	0	210-No	140-No	No	240-No	160-No	No
23:00 - 00:00	0	0	210-No	140-No	No	240-No	160-No	No



COUNT LOCATION:

CSAH 51 (University Ave.) @

DATE:

09/21/2004

Four Seasons Mobile Home Entrance

APP. #1 = None
APP. #2 = CSAH 51
APP. #3 = Four Seasons
APP. #4 = CSAH 51

APP. #2

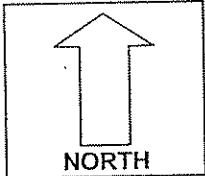
APP. #3

APP. #4

HEAVY VEHICLE- ANY VEHICLE HAVING MORE THAN FOUR TIRES TOUCHING THE PAVEMENT  
 A. TRUCKS- A HEAVY VEHICLE INVOLVED PRIMARILY IN THE TRANSPORT OF GOODS OR IN THE DELIVERY OF A SERVICE.  
 B. RV- A HEAVY VEHICLE OPERATED BY A PRIVATE MOTORIST AND INVOLVED IN THE TRANSPORT OF RECREATIONAL EQUIPMENT OR FACILITIES.  
 C. BUSES- A HEAVY VEHICLE INVOLVED IN THE TRANSPORTATION OF GROUPS OF PEOPLE.

TIME	PEDESTRIANS					HEAVY VEHICLES		
	APP. #1	APP. #2	APP. #3	APP. #4	15 MIN TOT	TRUCKS	RV	BUS
6:00-6:15AM						1		1
6:15-6:30						1		4
6:30-6:45			1		1	6		8
6:45-7:00			1		1	2		1
<b>HOURLY TOTAL</b>					<b>2</b>	<b>HOURLY TOTAL</b>		<b>24</b>
7:00-7:15		2	1	1	4	2		9
7:15-7:30			1		1	3		11
7:30-7:45						1		9
7:45-8:00		7	3		10	6		6
<b>HOURLY TOTAL</b>					<b>15</b>	<b>HOURLY TOTAL</b>		<b>47</b>
8:00-8:15		9			9	6		5
8:15-8:30		5	2		7	1		8
8:30-8:45		2			2	2		7
8:45-9:00								6
<b>HOURLY TOTAL</b>					<b>18</b>	<b>HOURLY TOTAL</b>		<b>35</b>
9:00-9:15			1		1	5		5
9:15-9:30						2		5
9:30-9:45						1		5
9:45-10:00						2		1
<b>HOURLY TOTAL</b>					<b>1</b>	<b>HOURLY TOTAL</b>		<b>26</b>
10:00-10:15		1			1	1		1
10:15-10:30						2		5
10:30-10:45						2		2
10:45-11:00						1		1
<b>HOURLY TOTAL</b>					<b>1</b>	<b>HOURLY TOTAL</b>		<b>15</b>
11:00-11:15						3		2
11:15-11:30						5		3
11:30-11:45						5		2
11:45-12:00						2		
<b>HOURLY TOTAL</b>						<b>HOURLY TOTAL</b>		<b>22</b>
12:00-12:15						1		
12:15-12:30			1		1	5		2
12:30-12:45			1		1	3		3
12:45-1:00						3		3
<b>HOURLY TOTAL</b>					<b>2</b>	<b>HOURLY TOTAL</b>		<b>20</b>
1:00-1:15								1
1:15-1:30						3		2
1:30-1:45			1		1	4		3
1:45-2:00		1			1	1		3
<b>HOURLY TOTAL</b>					<b>2</b>	<b>HOURLY TOTAL</b>		<b>17</b>
<b>TOTAL</b>					<b>41</b>	<b>TOTAL</b>		<b>206</b>

1  
2  
3  
4  
5  
6  
7  
8  
9  
10  
11  
12  
13  
14  
15  
16  
17  
18  
19  
20  
21  
22  
23  
24  
25  
26  
27  
28  
29  
30  
31  
32



COUNT LOCATION:

CSAH 51 (University Ave.) @

DATE:

09/22/2004

Four Seasons Mobile Home Entrance

APP. #1 = None
APP. #2 = CSAH 51
APP. #3 = Four Seasons
APP. #4 = CSAH 51

APP. #2

APP. #3

APP. #4

- HEAVY VEHICLE- ANY VEHICLE HAVING MORE THAN FOUR TIRES TOUCHING THE PAVEMENT
- A. TRUCKS- A HEAVY VEHICLE INVOLVED PRIMARILY IN THE TRANSPORT OF GOODS OR IN THE DELIVERY OF A SERVICE.
  - B. RV- A HEAVY VEHICLE OPERATED BY A PRIVATE MOTORIST AND INVOLVED IN THE TRANSPORT OF RECREATIONAL EQUIPMENT OR FACILITIES.
  - C. BUSES- A HEAVY VEHICLE INVOLVED IN THE TRANSPORTATION OF GROUPS OF PEOPLE.

TIME	PEDESTRIANS					HEAVY VEHICLES		
	APP. #1	APP. #2	APP. #3	APP. #4	15 MIN TOT	TRUCKS	RV	BUS
2:00-2:15PM		1			1	2		2
2:15-2:30						4		4
2:30-2:45			1		1	5		10
2:45-3:00			2		2	1		9
<b>HOURLY TOTAL</b>					<b>4</b>	<b>HOURLY TOTAL</b>		<b>37</b>
3:00-3:15						3		7
3:15-3:30			18		18	3		11
3:30-3:45			5		5	3		5
3:45-4:00						3		4
<b>HOURLY TOTAL</b>					<b>23</b>	<b>HOURLY TOTAL</b>		<b>39</b>
4:00-4:15		1			1	4		5
4:15-4:30		3			3	2		4
4:30-4:45		1	1		2			6
4:45-5:00			3		3	3		1
<b>HOURLY TOTAL</b>					<b>9</b>	<b>HOURLY TOTAL</b>		<b>25</b>
5:00-5:15		5	1		6	5		2
5:15-5:30		1			1	3		5
5:30-5:45		3			3	2		4
5:45-6:00		1			1	2		3
<b>HOURLY TOTAL</b>					<b>11</b>	<b>HOURLY TOTAL</b>		<b>26</b>
6:00-6:15								
6:15-6:30								
6:30-6:45								
6:45-7:00								
<b>HOURLY TOTAL</b>						<b>HOURLY TOTAL</b>		
7:00-7:15								
7:15-7:30								
7:30-7:45								
7:45-8:00								
<b>HOURLY TOTAL</b>						<b>HOURLY TOTAL</b>		
8:00-8:15								
8:15-8:30								
8:30-8:45								
8:45-9:00								
<b>HOURLY TOTAL</b>						<b>HOURLY TOTAL</b>		
9:00-9:15								
9:15-9:30								
9:30-9:45								
9:45-10:00								
<b>HOURLY TOTAL</b>						<b>HOURLY TOTAL</b>		
					<b>TOTAL</b>		<b>TOTAL</b>	
					<b>88</b>		<b>333</b>	

1  
2  
3  
4  
5  
6  
7  
8  
9  
10  
11  
12  
13  
14  
15  
16  
17  
18  
19  
20  
21  
22  
23  
24  
25  
26  
27  
28  
29  
30  
31  
32