


Date : 5/16/05

Count Number : TMC0505

Location : CSAH 17 (Lexington Ave.)

@ CSAH 14 (Main St.)



North

CSAH 17

8795

#2

4568

4227	D	534
2753	E	
940	F	

CSAH 14

7747

#3

926	G	3863
2564	H	
373	J	

3884

CSAH 17

3883

#4

936	M	4516
3232	L	
348	K	

8399

4034

#1

7797

CSAH 14

3763	A	757
2596	B	
410	C	

	LANES OF APPROACH			TOTAL
	RIGHT TURN LANE	LEFT TURN LANE	THRU LANES	
#1	0	1	2	3
#2	0	2	2	4
#3	0	1	2	3
#4	0	2	2	4

Anoka County Highway Department

Traffic Volume and Turning

Movement Study

Anoka County Highway Department
Traffic Engineering
Traffic Volume and Turning Movement Stud

File Name : TMC0505
Site Code : 05050102
Start Date : 05/16/2005
Page No : 1

Weather: Rainy and Mild
Counter: TDC-8
Counted by: Ashley/Jena

Groups Printed- Unshifted

Start Time	CSAH 17 Southbound					CSAH 14 Westbound					CSAH 17 Northbound					CSAH 14 Eastbound					Exclu. Total	Inclu. Total	Int. Total
	Left	Thru	Righ t	Hea vy	App. Total	Left	Thru	Righ t	Hea vy	App. Total	Left	Thru	Righ t	Hea vy	App. Total	Left	Thru	Righ t	Hea vy	App. Total			
Factor	1.0	1.0	1.0	1.0	1.0	1.0	1.0	1.0	1.0	1.0	1.0	1.0	1.0	1.0	1.0	1.0	1.0	1.0	1.0	1.0	1.0		
06:00	36	98	7	2	141	9	40	4	4	53	2	2	3	0	7	2	42	4	2	48	8	249	257
06:15	37	166	10	4	213	14	43	3	2	60	4	16	1	2	21	2	70	9	1	81	9	375	384
06:30	42	149	15	6	206	14	51	6	5	71	4	20	0	5	24	2	63	19	3	84	19	385	404
06:45	43	168	11	5	222	12	43	10	3	65	4	15	2	1	21	2	56	33	2	91	11	399	410
Total	158	581	43	17	782	49	177	23	14	249	14	53	6	8	73	8	231	65	8	304	47	1408	1455
07:00	29	140	8	2	177	9	44	12	5	65	7	10	3	0	20	1	63	32	4	96	11	358	369
07:15	44	153	24	1	221	6	38	11	5	55	7	13	5	5	25	1	57	29	4	87	15	388	403
07:30	40	118	22	6	180	8	59	8	4	75	9	16	1	0	26	3	73	26	9	102	19	383	402
07:45	42	108	12	3	162	4	53	9	4	66	5	22	7	3	34	3	77	16	7	96	17	358	375
Total	155	519	66	12	740	27	194	40	18	261	28	61	16	8	105	8	270	103	24	381	62	1487	1549
08:00	34	85	12	2	131	5	40	10	5	55	12	18	9	7	39	5	55	13	6	73	20	298	318
08:15	20	69	3	4	92	6	43	5	7	54	6	16	1	0	23	9	34	18	4	61	15	230	245
08:30	13	62	8	5	83	8	28	6	3	42	6	10	2	0	18	0	47	15	8	62	16	205	221
08:45	22	63	6	3	91	7	50	10	4	67	7	14	1	4	22	1	32	17	2	50	13	230	243
Total	89	279	29	14	397	26	161	31	19	218	31	58	13	11	102	15	168	63	20	246	64	963	1027
09:00	11	67	14	1	92	7	29	8	7	44	8	14	8	2	30	2	42	19	3	63	13	229	242
09:15	5	39	18	4	62	8	42	9	3	59	21	13	3	3	37	2	52	7	7	61	17	219	236
09:30	12	37	6	3	55	8	18	3	3	29	9	22	8	0	39	3	39	6	9	48	15	171	186
09:45	12	34	5	3	51	6	27	5	4	38	13	21	0	2	34	3	38	13	2	54	11	177	188
Total	40	177	43	11	260	29	116	25	17	170	51	70	19	7	140	10	171	45	21	226	56	796	852
10:00	3	24	3	0	30	4	21	5	2	30	6	21	3	1	30	3	39	7	3	49	6	139	145
10:15	8	24	1	2	33	7	26	4	4	37	12	14	5	4	31	3	40	11	7	54	17	155	172
10:30	6	47	3	4	56	6	38	10	4	54	7	16	1	1	24	10	35	9	9	54	18	188	206
10:45	5	23	7	3	35	8	23	4	7	35	9	24	3	3	36	2	36	7	6	45	19	151	170
Total	22	118	14	9	154	25	108	23	17	156	34	75	12	9	121	18	150	34	25	202	60	633	693
11:00	12	26	3	2	41	4	44	9	3	57	10	15	7	2	32	4	19	10	5	33	12	163	175
11:15	2	26	4	3	32	2	33	5	2	40	15	23	5	3	43	3	35	7	4	45	12	160	172
11:30	12	25	8	3	45	4	38	9	3	51	7	27	1	2	35	4	38	13	10	55	18	186	204
11:45	4	34	10	4	48	1	44	8	5	53	15	21	6	4	42	5	27	8	5	40	18	183	201
Total	30	111	25	12	166	11	159	31	13	201	47	86	19	11	152	16	119	38	24	173	60	692	752
12:00	14	21	9	1	44	1	37	6	3	44	11	28	3	8	42	4	38	8	6	50	18	180	198
12:15	13	26	4	4	43	5	42	12	10	59	10	30	4	2	44	5	33	15	4	53	20	199	219
12:30	10	25	4	4	39	7	42	11	5	60	13	39	7	3	59	1	34	10	7	45	19	203	222
12:45	6	17	9	0	32	8	21	4	5	33	13	32	3	3	48	8	35	18	0	61	8	174	182
Total	43	89	26	9	158	21	142	33	23	196	47	129	17	16	193	18	140	51	17	209	65	756	821
13:00	11	21	4	3	36	3	26	8	7	37	13	20	2	4	35	7	37	14	8	58	22	166	188
13:15	7	29	9	3	45	4	27	12	5	43	12	29	4	3	45	5	29	20	7	54	18	187	205
13:30	3	24	6	1	33	3	26	9	2	38	8	31	2	0	41	2	35	9	6	46	9	158	167
13:45	12	27	5	3	44	0	47	8	5	55	12	31	5	3	48	4	43	8	3	55	14	202	216
Total	33	101	24	10	158	10	126	37	19	173	45	111	13	10	169	18	144	51	24	213	63	713	776
14:00	16	29	10	3	55	3	44	16	18	63	15	31	5	2	51	9	38	14	4	61	27	230	257
14:15	14	24	5	2	43	8	49	10	18	67	21	50	3	3	74	4	53	15	3	72	26	256	282
14:30	17	27	6	4	50	5	50	19	17	74	21	57	1	6	79	6	47	13	1	68	28	269	297
14:45	10	30	5	4	45	8	59	20	18	87	17	84	3	1	104	6	38	7	2	51	25	287	312
Total	57	110	26	13	193	24	202	65	71	291	74	222	12	12	308	25	176	49	10	250	106	1042	1148
15:00	19	28	7	3	54	5	70	29	15	104	20	64	6	5	90	6	45	11	1	62	24	310	334
15:15	22	27	4	10	53	1	59	30	11	90	21	80	8	4	109	10	57	6	3	73	28	325	353
15:30	9	31	4	6	44	3	56	34	11	93	23	124	10	4	157	8	61	9	0	78	21	372	393
15:45	21	31	7	9	59	7	83	43	9	133	42	128	10	4	180	11	57	9	3	77	25	449	474
Total	71	117	22	28	210	16	268	136	46	420	106	396	34	17	536	35	220	35	7	290	98	1456	1554
16:00	19	24	9	4	52	2	57	47	15	106	33	157	6	5	196	14	57	16	8	87	32	441	473
16:15	29	31	9	9	69	9	92	36	11	137	23	163	18	6	204	9	50	4	2	63	28	473	501
16:30	21	43	14	12	78	9	79	43	6	131	41	152	14	5	207	9	44	9	2	62	25	478	503
16:45	21	24	18	0	63	7	55	53	10	115	32	158	19	2	209	17	59	12	2	88	14	475	489
Total	90	122	50	25	262	27	283	179	42	489	129	630	57	18	816	49	210	41	14	300	99	1867	1966
17:00	20	33	11	2	64	11	61	44	3	116	26	156	20	1	202	13	49	12	4	74	10	456	466
17:15	7	33	9	0	49	7	72	33	1	112	32	146	14	0	192	16	46	12	2	74	3	427	430
17:30	15	37	14	1	66	8	51	31	2	90	28	141	15	0	184	15	45	12	0	72	3	412	415
17:45	19	27	11	5	57	8	47	20	1	75	25	142	7	1	174	15	50	10	1	75	8	381	389
Total	61	130	45	8	236	34	231	128	7	393	111	585	56	2	752	59	190	46	7	295	24	1676	1700

Anoka County Highway Department
Traffic Engineering
Traffic Volume and Turning Movement Stud

File Name : TMC0505
Site Code : 05050102
Start Date : 05/16/2005
Page No : 2

Weather: Rainy and Mild
Counter: TDC-8
Counted by: Ashley/Jena

Groups Printed- Unshifted

Start Time	CSAH 17 Southbound					CSAH 14 Westbound					CSAH 17 Northbound					CSAH 14 Eastbound					Exclu. Total	Inclu. Total	Int. Total
	Left	Thru	Right	Heavy	App. Total	Left	Thru	Right	Heavy	App. Total	Left	Thru	Right	Heavy	App. Total	Left	Thru	Right	Heavy	App. Total			
Factor	1.0	1.0	1.0	1.0		1.0	1.0	1.0	1.0		1.0	1.0	1.0	1.0		1.0	1.0	1.0	1.0				
18:00	11	21	16	0	48	5	42	21	3	68	20	102	9	0	131	17	52	24	3	93	6	340	346
18:15	8	37	17	0	62	3	33	11	1	47	23	83	10	0	116	15	32	11	1	58	2	283	285
18:30	10	27	10	1	47	5	35	16	0	56	19	72	8	0	99	10	40	14	2	64	3	266	269
18:45	7	22	9	1	38	12	35	13	0	60	16	64	3	4	83	8	28	10	0	46	5	227	232
Total	36	107	52	2	195	25	145	61	4	231	78	321	30	4	429	50	152	59	6	261	16	1116	1132
19:00	6	21	10	1	37	5	35	11	1	51	16	46	2	2	64	8	33	8	1	49	5	201	206
19:15	11	21	12	0	44	5	30	11	0	46	21	47	4	2	72	8	19	8	0	35	2	197	199
19:30	4	20	10	0	34	3	24	12	1	39	13	34	3	0	50	6	30	11	0	47	1	170	171
19:45	10	19	4	0	33	6	22	6	0	34	14	38	5	1	57	9	23	6	0	38	1	162	163
Total	31	81	36	1	148	19	111	40	2	170	64	165	14	5	243	31	105	33	1	169	9	730	739
20:00	2	15	8	1	25	7	25	14	2	46	6	42	5	0	53	5	20	6	1	31	4	155	159
20:15	1	17	5	0	23	4	19	10	0	33	11	40	2	0	53	10	25	6	0	41	0	150	150
20:30	4	17	4	0	25	2	11	14	0	27	12	36	3	1	51	5	23	8	0	36	1	139	140
20:45	4	10	4	0	18	4	14	8	0	26	6	28	9	0	43	8	35	7	1	50	1	137	138
Total	11	59	21	1	91	17	69	46	2	132	35	146	19	1	200	28	103	27	2	158	6	581	587
21:00	4	13	3	0	20	0	20	9	0	29	16	32	3	1	51	8	19	8	0	35	1	135	136
21:15	5	16	7	0	28	7	18	6	0	31	10	35	3	0	48	6	10	5	1	21	1	128	129
21:30	2	13	1	1	16	4	20	7	0	31	10	29	3	0	42	3	8	2	0	13	1	102	103
21:45	2	10	1	1	13	2	14	6	0	22	6	28	2	0	36	5	10	2	0	17	1	88	89
Total	13	52	12	2	77	13	72	28	0	113	42	124	11	1	177	22	47	17	1	86	4	453	457
Grand Total	940	2753	534	174	4227	373	2564	926	314	3863	936	3232	348	140	4516	410	2596	757	211	3763	839	16369	17208
prch %	22.2	65.1	12.6			9.7	66.4	24.0			20.7	71.6	7.7			10.9	69.0	20.1					
Total %	5.7	16.8	3.3		25.8	2.3	15.7	5.7		23.6	5.7	19.7	2.1		27.6	2.5	15.9	4.6		23.0	4.9	95.1	

**ANOKA COUNTY HIGHWAY
PC-WARRANTS
TRAFFIC SIGNAL WARRANT ANALYSIS**

Study Name : **TMC0505**
Study Date : **05/23/05**
Page No. : **1**

Signal Warrants - Summary

Major Street Approaches

Northbound: CSAH 17
Number of Lanes: 2
Approach Speed: 55
Total Approach Volume: **4,516**

Southbound: CSAH 17
Number of Lanes: 2
Approach Speed: 55
Total Approach Volume: **4,227**

Minor Street Approaches

Eastbound: CSAH 14
Number of Lanes: 2

Total Approach Volume: **3,763**

Westbound: CSAH 14
Number of Lanes: 2

Total Approach Volume: **3,863**

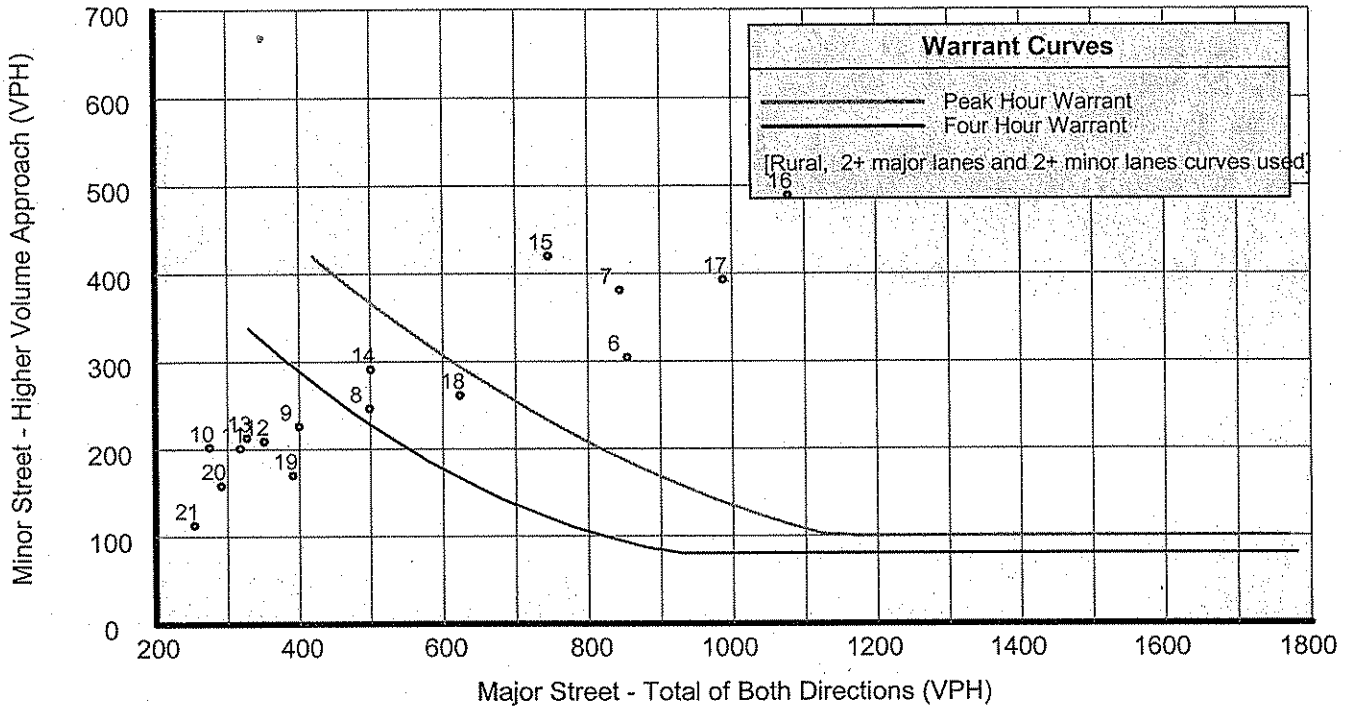
Warrant Summary (Rural values apply.)

Warrant 1 - Eight Hour Vehicular Volumes	Satisfied
Warrant 1A - Minimum Vehicular Volume	Satisfied
Required volumes reached for 8 hours, 8 are needed	
Warrant 1B - Interruption of Continuous Traffic	Not Satisfied
Required volumes reached for 5 hours, 8 are needed	
Warrant 1 A&B - Combination of Warrants	Not Satisfied
Required volumes reached for 6 hours, 8 are needed	
 Warrant 2 - Four Hour Volumes	 Satisfied
Number of hours (8) volumes exceed minimum >= minimum required (4).	
 Warrant 3 - Peak Hour	 Satisfied
Warrant 3A - Peak Hour Volumes	Satisfied
Volumes exceed minimums for at least one hour.	
Warrant 3B - Peak Hour Delay	Satisfied
Number of hours (34) volumes exceed minimum >= required (1). Delay data not evaluated.	
 Warrant 4 - Pedestrian Volumes	 Not Evaluated
 Warrant 5 - School Crossing	 Not Evaluated
 Warrant 6 - Coordinated Signal System	 Not Evaluated
 Warrant 7 - Crash Experience	 Not Evaluated
 Warrant 8 - Roadway Network	 Not Evaluated

ANOKA COUNTY HIGHWAY PC-WARRANTS TRAFFIC SIGNAL WARRANT ANALYSIS

Study Name : TMC0505
Study Date : 05/23/05
Page No. : 2

Signal Warrants - Summary



Analysis of 8-Hour Volume Warrants:

Hour Begin	Major Total	Higher Minor		War-1A			War-1B			War-1A&B		
		Vol	Dir	Major Crit	Minor Crit	Meets?	Major Crit	Minor Crit	Meets?	Major Crit	Minor Crit	Meets?
00:00	0	0	EB	420-No	140-No	---	630-No	70-No	---	504-No	112-No	---
01:00	0	0	EB	420-No	140-No	---	630-No	70-No	---	504-No	112-No	---
02:00	0	0	EB	420-No	140-No	---	630-No	70-No	---	504-No	112-No	---
03:00	0	0	EB	420-No	140-No	---	630-No	70-No	---	504-No	112-No	---
04:00	0	0	EB	420-No	140-No	---	630-No	70-No	---	504-No	112-No	---
05:00	0	0	EB	420-No	140-No	---	630-No	70-No	---	504-No	112-No	---
06:00	855	304	EB	420-Yes	140-Yes	Both	630-Yes	70-Yes	Both	504-Yes	112-Yes	Both
07:00	845	381	EB	420-Yes	140-Yes	Both	630-Yes	70-Yes	Both	504-Yes	112-Yes	Both
08:00	499	246	EB	420-Yes	140-Yes	Both	630-No	70-Yes	Minor	504-No	112-Yes	Minor
09:00	400	226	EB	420-No	140-Yes	Minor	630-No	70-Yes	Minor	504-No	112-Yes	Minor
10:00	275	202	EB	420-No	140-Yes	Minor	630-No	70-Yes	Minor	504-No	112-Yes	Minor
11:00	318	201	WB	420-No	140-Yes	Minor	630-No	70-Yes	Minor	504-No	112-Yes	Minor
12:00	351	209	EB	420-No	140-Yes	Minor	630-No	70-Yes	Minor	504-No	112-Yes	Minor
13:00	327	213	EB	420-No	140-Yes	Minor	630-No	70-Yes	Minor	504-No	112-Yes	Minor
14:00	501	291	WB	420-Yes	140-Yes	Both	630-No	70-Yes	Minor	504-No	112-Yes	Minor
15:00	746	420	WB	420-Yes	140-Yes	Both	630-Yes	70-Yes	Both	504-Yes	112-Yes	Both
16:00	1,078	489	WB	420-Yes	140-Yes	Both	630-Yes	70-Yes	Both	504-Yes	112-Yes	Both
17:00	988	393	WB	420-Yes	140-Yes	Both	630-Yes	70-Yes	Both	504-Yes	112-Yes	Both
18:00	624	261	EB	420-Yes	140-Yes	Both	630-No	70-Yes	Minor	504-Yes	112-Yes	Both
19:00	391	170	WB	420-No	140-Yes	Minor	630-No	70-Yes	Minor	504-No	112-Yes	Minor
20:00	291	158	EB	420-No	140-Yes	Minor	630-No	70-Yes	Minor	504-No	112-Yes	Minor
21:00	254	113	WB	420-No	140-No	---	630-No	70-Yes	Minor	504-No	112-Yes	Minor
22:00	0	0	EB	420-No	140-No	---	630-No	70-No	---	504-No	112-No	---
23:00	0	0	EB	420-No	140-No	---	630-No	70-No	---	504-No	112-No	---

**ANOKA COUNTY HIGHWAY
PC-WARRANTS
TRAFFIC SIGNAL WARRANT ANALYSIS**

Study Name : TMC0505
Study Date : 05/23/05

Multi-Way Stop Warrant Report

Major Street Approaches

Northbound: CSAH 17
Total Approach Volume: 4,516
Approach Speed: 55

Southbound: CSAH 17
Total Approach Volume: 4,227
Approach Speed: 55

Minor Street Approaches

Eastbound: CSAH 14
Total Approach Volume: 3,763

Westbound: CSAH 14
Total Approach Volume: 3,863

Warrant Summary

Criteria A - Interim Measure Not Evaluated
If traffic signals are justified, stop signs can be installed as an interim measure.

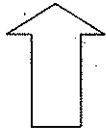
Criteria B - Crash Experience Not Evaluated
Number of crashes (0) is less than the minimum required (5).

Criteria C - Minimum Volumes and Delays Satisfied
Delay data not evaluated
Required volumes reached for 16 hours, 8 are needed

Criteria D - 80% of Volumes, Delays, and Crashes Not Evaluated
Delay data not evaluated
Required volumes reached for 0 hours, 8 are needed

Analysis of 8-Hour Volume Warrants:

Time	Major Crit Total	Minor Total	Crit C			Crit D		
			Major Crit	Minor Crit	Meets?	Major Crit	Minor Crit	Meets?
00:00 - 01:00	0	0	210-No	140-No	No	240-No	160-No	No
01:00 - 02:00	0	0	210-No	140-No	No	240-No	160-No	No
02:00 - 03:00	0	0	210-No	140-No	No	240-No	160-No	No
03:00 - 04:00	0	0	210-No	140-No	No	240-No	160-No	No
04:00 - 05:00	0	0	210-No	140-No	No	240-No	160-No	No
05:00 - 06:00	0	0	210-No	140-No	No	240-No	160-No	No
06:00 - 07:00	855	553	210-Yes	140-Yes	Both	240-Yes	160-Yes	Both
07:00 - 08:00	845	642	210-Yes	140-Yes	Both	240-Yes	160-Yes	Both
08:00 - 09:00	499	464	210-Yes	140-Yes	Both	240-Yes	160-Yes	Both
09:00 - 10:00	400	396	210-Yes	140-Yes	Both	240-Yes	160-Yes	Both
10:00 - 11:00	275	358	210-Yes	140-Yes	Both	240-Yes	160-Yes	Both
11:00 - 12:00	318	374	210-Yes	140-Yes	Both	240-Yes	160-Yes	Both
12:00 - 13:00	351	405	210-Yes	140-Yes	Both	240-Yes	160-Yes	Both
13:00 - 14:00	327	386	210-Yes	140-Yes	Both	240-Yes	160-Yes	Both
14:00 - 15:00	501	541	210-Yes	140-Yes	Both	240-Yes	160-Yes	Both
15:00 - 16:00	746	710	210-Yes	140-Yes	Both	240-Yes	160-Yes	Both
16:00 - 17:00	1,078	789	210-Yes	140-Yes	Both	240-Yes	160-Yes	Both
17:00 - 18:00	988	688	210-Yes	140-Yes	Both	240-Yes	160-Yes	Both
18:00 - 19:00	624	492	210-Yes	140-Yes	Both	240-Yes	160-Yes	Both
19:00 - 20:00	391	339	210-Yes	140-Yes	Both	240-Yes	160-Yes	Both
20:00 - 21:00	291	290	210-Yes	140-Yes	Both	240-Yes	160-Yes	Both
21:00 - 22:00	254	199	210-Yes	140-Yes	Both	240-Yes	160-Yes	Both
22:00 - 23:00	0	0	210-No	140-No	No	240-No	160-No	No
23:00 - 00:00	0	0	210-No	140-No	No	240-No	160-No	No



COUNT LOCATION:

CSAH 23 (Lake Dr.)

DATE:

06/14/2006

@ CSAH 14 (Main St.)

NORTH

APP.#1= CSAH 14

APP.#2= CSAH 23

APP.#3= CSAH 14

APP.#4= CSAH 23

APP.
#2

APP.
#1

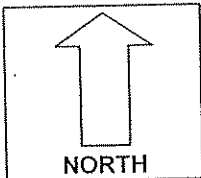
APP.
#3

APP.
#4

- HEAVY VEHICLE- ANY VEHICLE HAVING MORE THAN FOUR TIRES TOUCHING THE PAVEMENT
- A. TRUCKS- A HEAVY VEHICLE INVOLVED PRIMARILY IN THE TRANSPORT OF GOODS OR IN THE DELIVERY OF A SERVICE.
 - B. RV- A HEAVY VEHICLE OPERATED BY A PRIVATE MOTORIST AND INVOLVED IN THE TRANSPORT OF RECREATIONAL EQUIPMENT OR FACILITIES.
 - C. BUSES- A HEAVY VEHICLE INVOLVED IN THE TRANSPORTATION OF GROUPS OF PEOPLE.

TIME	PEDESTRIANS					HEAVY VEHICLES		
	APP. #1	APP. #2	APP. #3	APP. #4	15 MIN TOT	TRUCKS	RV	BUS
6:00-6:15AM						19		
6:15-6:30						13		
6:30-6:45						17		1
6:45-7:00						23		1
HOURLY TOTAL						HOURLY TOTAL		74
7:00-7:15						22		2
7:15-7:30						27		
7:30-7:45						18		3
7:45-8:00						18		
HOURLY TOTAL						HOURLY TOTAL		90
8:00-8:15						20		1
8:15-8:30						30		
8:30-8:45						28		
8:45-9:00	1				1	21		
HOURLY TOTAL						HOURLY TOTAL		100
9:00-9:15						20		
9:15-9:30						21		
9:30-9:45						22		
9:45-10:00						20		
HOURLY TOTAL						HOURLY TOTAL		83
10:00-10:15				1	1	19		
10:15-10:30						10		
10:30-10:45						20		
10:45-11:00						19		
HOURLY TOTAL					1	HOURLY TOTAL		68
11:00-11:15						20		
11:15-11:30						17		
11:30-11:45						22		
11:45-12:00						16	1	1
HOURLY TOTAL						HOURLY TOTAL		77
12:00-12:15						18		
12:15-12:30						17		
12:30-12:45						23		
12:45-1:00						18		
HOURLY TOTAL						HOURLY TOTAL		76
1:00-1:15						17		
1:15-1:30						22		
1:30-1:45						21		
1:45-2:00						17		
HOURLY TOTAL						HOURLY TOTAL		77
					TOTAL		TOTAL	645
					2			

1
2
3
4
5
6
7
8
9
10
11
12
13
14
15
16
17
18
19
20
21
22
23
24
25
26
27
28
29
30
31
32



COUNT LOCATION:

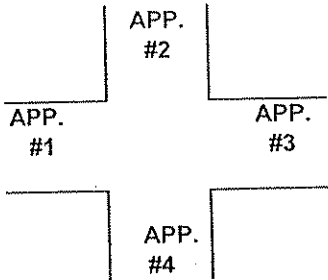
CSAH 23 (Lake Dr.)

DATE:

06/13/2006

CSAH 14 (Main St.)

APP.#1= CSAH 14
APP.#2= CSAH 23
APP.#3= CSAH 14
APP.#4= CSAH 23



HEAVY VEHICLE- ANY VEHICLE HAVING MORE THAN FOUR TIRES TOUCHING THE PAVEMENT

A. TRUCKS- A HEAVY VEHICLE INVOLVED PRIMARILY IN THE TRANSPORT OF GOODS OR IN THE DELIVERY OF A SERVICE.

B. RV- A HEAVY VEHICLE OPERATED BY A PRIVATE MOTORIST AND INVOLVED IN THE TRANSPORT OF RECREATIONAL EQUIPMENT OR FACILITIES.

C. BUSES- A HEAVY VEHICLE INVOLVED IN THE TRANSPORTATION OF GROUPS OF PEOPLE.

TIME	PEDESTRIANS					HEAVY VEHICLES		
	APP. #1	APP. #2	APP. #3	APP. #4	15 MIN TOT	TRUCKS	RV	BUS
2:00-2:15PM						22		
2:15-2:30						18		
2:30-2:45						12		1
2:45-3:00						18		
HOURLY TOTAL						HOURLY TOTAL		71
3:00-3:15						10		
3:15-3:30						21	1	
3:30-3:45						16		
3:45-4:00						15		
HOURLY TOTAL						HOURLY TOTAL		63
4:00-4:15						18		
4:15-4:30						11		
4:30-4:45						18		
4:45-5:00						20		
HOURLY TOTAL						HOURLY TOTAL		67
5:00-5:15						15		
5:15-5:30	1				1	11		
5:30-5:45						15		1
5:45-6:00						15		
HOURLY TOTAL					1	HOURLY TOTAL		57
6:00-6:15						15	1	
6:15-6:30						9		
6:30-6:45						9		
6:45-7:00						8		
HOURLY TOTAL						HOURLY TOTAL		42
7:00-7:15						6		
7:15-7:30						7		
7:30-7:45						2		
7:45-8:00		1			1	2		
HOURLY TOTAL					1	HOURLY TOTAL		17
8:00-8:15						3		
8:15-8:30						4		
8:30-8:45						4		
8:45-9:00						4		
HOURLY TOTAL						HOURLY TOTAL		15
9:00-9:15						3		
9:15-9:30						1		
9:30-9:45						1		
9:45-10:00						3		
HOURLY TOTAL						HOURLY TOTAL		8
					TOTAL		TOTAL	985
					2			

1
2
3
4
5
6
7
8
9
10
11
12
13
14
15
16
17
18
19
20
21
22
23
24
25
26
27
28
29
30
31
32