

Date : 6/6/05

Count Number : TMC0510

Location : TH 47 (University Ave.)

@ CR 132 (85th Ave.)



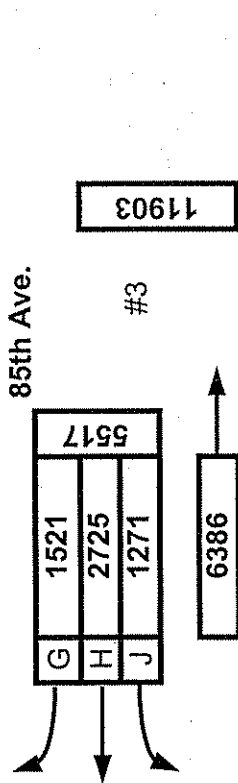
North

TH 47

32511

#2

17706	D	3214
13019	E	1473
1473	F	14805

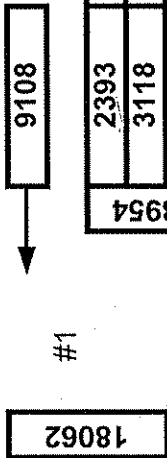


TH 47

17733

#4

33588



	LANES OF APPROACH			TOTAL
	RIGHT TURN LANE	LEFT TURN LANE	THRU LANES	
#1	1	1	2	4
#2	1	1	2	4
#3	1	1	2	4
#4	1	1	3	5

Anoka County Highway Department
Traffic Volume and Turning
Movement Study

Anoka County Highway Department Traffic Engineering Traffic Volume and Turning Movement Study

File Name : TMC0510
Site Code : 00051001
Start Date : 06/06/2005
Page No : 1

Weather: Rainy and Warm
Counter: TDC-8
Counted by: Danielle/Samantha

Groups Printed- 1 - 1 - Unshifted

Start Time	TH47 Southbound					85TH AVE. Westbound					TH47 Northbound					CR132 Eastbound					Exclu. Total	Inclu. Total	Int. Total
	Left	Thru	Right	Heavy	App. Total	Left	Thru	Right	Heavy	App. Total	Left	Thru	Right	Heavy	App. Total	Left	Thru	Right	Heavy	App. Total			
	1.0	1.0	1.0	1.0		1.0	1.0	1.0	1.0		1.0	1.0	1.0	1.0		1.0	1.0	1.0	1.0				
06:00	4	205	21	2	230	0	0	1	1	1	26	34	5	3	65	13	15	9	1	37	7	333	340
06:15	8	278	27	3	313	4	3	2	1	9	20	39	1	7	60	21	51	11	7	83	18	465	483
06:30	6	389	21	3	416	5	8	4	1	17	18	56	5	1	79	13	12	23	3	48	8	560	568
06:45	15	469	23	3	507	13	16	3	6	32	29	57	6	4	92	16	22	22	4	60	17	691	708
Total	33	1341	92	11	1466	22	27	10	9	59	93	186	17	15	296	63	100	65	15	228	50	2049	2099
07:00	11	472	40	4	523	7	13	4	3	24	25	73	9	8	107	14	18	17	4	49	19	703	722
07:15	10	424	37	5	471	10	22	2	6	34	26	67	9	2	102	13	20	30	3	63	16	670	686
07:30	12	546	32	7	590	9	15	4	3	28	29	97	13	8	139	28	23	27	5	78	23	835	858
07:45	11	405	48	3	464	4	22	3	2	29	38	94	6	8	138	25	24	32	1	81	14	712	726
Total	44	1847	157	19	2048	30	72	13	14	115	118	331	37	26	486	80	85	106	13	271	72	2920	2992
08:00	9	314	36	5	359	5	19	5	3	29	46	89	8	6	143	21	13	18	3	52	17	583	600
08:15	6	270	26	5	302	8	23	5	6	36	43	73	6	7	122	26	21	33	6	80	24	540	564
08:30	13	247	37	9	297	8	16	4	2	28	31	72	4	7	107	23	22	24	3	69	21	501	522
08:45	5	211	28	6	244	7	20	3	1	30	45	83	9	13	137	29	20	21	7	70	27	481	508
Total	33	1042	127	25	1202	28	78	17	12	123	165	317	27	33	509	99	76	96	19	271	89	2105	2194
09:00	23	193	34	6	250	8	21	5	4	34	43	88	15	13	146	15	33	39	5	87	28	517	545
09:15	13	195	24	7	232	6	22	5	1	33	33	94	12	6	139	19	32	24	1	75	15	479	494
09:30	15	141	30	6	186	13	23	5	5	41	41	101	18	8	160	36	37	41	7	114	26	501	527
09:45	21	159	62	19	242	12	41	7	4	60	44	85	24	9	153	37	35	32	5	104	37	559	596
Total	72	688	150	38	910	39	107	22	14	168	161	368	69	36	598	107	137	136	18	380	106	2056	2162
10:00	19	150	34	10	203	13	29	11	2	53	36	128	32	12	196	46	42	28	7	116	31	568	599
10:15	21	159	62	3	242	20	25	11	5	56	52	116	38	10	206	43	46	25	3	114	21	618	639
10:30	20	166	50	7	236	21	28	9	0	58	53	113	29	10	195	45	41	41	5	127	22	616	638
10:45	14	154	60	12	228	12	37	22	3	71	41	131	17	12	189	53	39	27	5	119	32	607	639
Total	74	629	206	32	909	66	119	53	10	238	182	488	116	44	786	187	168	121	20	476	106	2409	2515
11:00	29	130	47	9	206	18	34	16	3	68	47	115	20	14	182	44	39	33	5	116	31	572	603
11:15	19	141	51	8	211	16	46	20	6	82	53	126	21	5	200	44	41	38	2	123	21	616	637
11:30	20	146	57	9	223	10	41	11	3	62	45	145	38	5	228	52	68	34	2	154	19	667	686
11:45	23	136	47	5	206	24	55	15	2	94	71	160	43	10	274	66	58	34	7	158	24	732	756
Total	91	553	202	31	846	68	176	62	14	306	216	546	122	34	884	206	206	139	16	551	95	2587	2682
12:00	24	180	88	7	292	19	39	17	3	75	50	167	47	5	264	59	50	38	4	147	19	778	797
12:15	25	154	69	7	248	24	50	33	3	107	86	151	42	8	279	63	60	30	2	153	20	787	807
12:30	21	143	47	7	211	28	54	22	4	104	76	135	42	5	253	62	60	37	0	159	16	727	743
12:45	29	180	61	5	270	41	66	23	3	130	58	140	31	9	229	61	46	48	5	155	22	784	806
Total	99	657	265	26	1021	112	209	95	13	416	270	593	162	27	1025	245	216	153	11	614	77	3076	3153
13:00	20	178	64	8	262	30	54	28	5	112	60	140	32	10	232	42	62	41	5	145	28	751	779
13:15	46	146	68	6	260	22	42	28	2	92	54	151	35	10	240	64	51	49	2	164	20	756	776
13:30	24	118	50	6	192	29	54	31	1	114	51	155	34	11	240	60	55	44	2	159	20	705	725
13:45	26	198	61	4	285	33	58	30	3	121	43	134	42	8	219	53	55	37	5	145	20	770	790
Total	116	640	243	24	999	114	208	117	11	439	208	580	143	39	931	219	223	171	14	613	86	2982	3070
14:00	50	176	49	3	275	25	50	39	5	114	47	159	29	12	235	55	50	41	1	146	21	770	791
14:15	28	216	68	8	312	21	33	36	5	90	62	215	24	5	301	64	72	38	3	174	21	877	898
14:30	24	241	58	11	323	25	41	34	5	100	39	245	36	10	320	75	66	53	3	194	29	937	966
14:45	30	209	69	8	308	26	63	34	2	123	45	194	52	8	291	70	72	43	5	185	23	907	930
Total	132	842	244	30	1218	97	187	143	17	427	193	813	141	35	1147	264	260	175	12	699	94	3491	3585
15:00	22	264	64	8	350	24	44	43	5	111	61	311	31	15	403	80	64	27	3	171	31	1035	1066
15:15	28	194	70	7	292	30	58	31	2	119	46	263	32	7	341	90	68	66	9	224	25	976	1001
15:30	33	204	81	6	318	29	54	34	2	117	64	423	39	9	526	95	77	48	1	220	18	1181	1199
15:45	32	166	53	7	251	19	65	45	2	129	61	305	34	9	400	84	65	55	4	204	22	984	1006
Total	115	828	268	28	1211	102	221	153	11	476	232	1302	136	40	1670	349	274	196	17	819	96	4176	4272
16:00	27	191	54	5	272	26	66	39	3	131	51	382	61	6	494	69	69	35	5	173	19	1070	1089
16:15	33	217	49	10	299	20	55	23	3	98	82	361	35	11	478	80	84	39	4	203	28	1078	1106
16:30	35	218	70	1	323	34	63	39	4	136	60	373	41	10	474	101	82	36	0	219	15	1152	1167
16:45	36	232	52	2	320	19	84	35	2	138	75	421	37	3	533	73	73	50	4	196	11	1187	1198
Total	131	858	225	18	1214	99	268	136	12	503	268	1537	174	30	1979	323	308	160	13	791	73	4487	4560

Anoka County Highway Department
Traffic Engineering
Traffic Volume and Turning Movement Stud

File Name : TMC0510
Site Code : 00051001
Start Date : 06/06/2005
Page No : 2

Weather: Rainy and Warm
Counter: TDC-8
Counted by: Danielle/Samantha

Groups Printed- 1 - 1 - Unshifted

Start Time	TH47 Southbound					85TH AVE. Westbound					TH47 Northbound					CR132 Eastbound					Exclu. Total	Inclu. Total	Int. Total
	Left	Thru	Right	Heavy	App. Total	Left	Thru	Right	Heavy	App. Total	Left	Thru	Right	Heavy	App. Total	Left	Thru	Right	Heavy	App. Total			
Factor	1.0	1.0	1.0	1.0		1.0	1.0	1.0	1.0		1.0	1.0	1.0	1.0		1.0	1.0	1.0	1.0				
17:00	29	232	56	2	317	23	74	62	6	159	57	344	53	7	454	126	84	60	5	270	20	1200	1220
17:15	51	158	70	5	279	27	74	42	4	143	73	349	43	2	465	96	90	56	3	242	14	1129	1143
17:30	30	221	49	5	300	30	52	61	3	143	61	371	49	7	481	79	53	42	1	174	16	1098	1114
17:45	50	189	63	4	302	27	71	40	7	138	87	280	32	5	399	68	69	38	4	175	20	1014	1034
Total	160	800	238	16	1198	107	271	205	20	583	278	1344	177	21	1799	369	296	196	13	861	70	4441	4511
18:00	21	204	51	4	276	21	62	43	1	126	51	263	32	6	346	74	60	40	2	174	13	922	935
18:15	26	198	76	6	300	29	53	35	3	117	56	204	38	4	298	73	73	42	1	188	14	903	917
18:30	31	237	62	2	330	27	70	34	0	131	77	244	26	4	347	71	61	65	1	197	7	1005	1012
18:45	31	161	58	1	250	26	52	37	4	115	75	215	42	2	332	64	81	32	1	177	8	874	882
Total	109	800	247	13	1156	103	237	149	8	489	259	926	138	16	1323	282	275	179	5	736	42	3704	3746
19:00	39	167	60	1	266	40	45	38	4	123	48	157	25	6	230	68	61	41	1	170	12	789	801
19:15	30	158	58	1	246	29	53	37	3	119	72	143	34	4	249	62	43	53	2	158	10	772	782
19:30	34	162	53	1	249	25	48	37	3	110	41	144	45	1	230	60	60	39	2	159	7	748	755
19:45	28	115	50	3	193	39	55	24	2	118	49	119	27	1	195	70	49	53	1	172	7	678	685
Total	131	602	221	6	954	133	201	136	12	470	210	563	131	12	904	260	213	186	6	659	36	2987	3023
20:00	28	140	32	4	200	24	42	35	0	101	51	137	24	5	212	59	46	43	0	148	9	661	670
20:15	25	99	39	0	163	17	48	30	2	95	59	145	32	0	236	50	44	39	3	133	5	627	632
20:30	29	111	55	2	195	23	51	23	0	97	31	165	31	2	227	51	41	45	0	137	4	656	660
20:45	14	127	53	0	194	20	55	35	2	110	38	108	23	0	169	54	35	43	1	132	3	605	608
Total	96	477	179	6	752	84	196	123	4	403	179	555	110	7	844	214	166	170	4	550	21	2549	2570
21:00	15	131	46	2	192	24	56	31	1	111	39	128	24	1	191	49	38	30	1	117	5	611	616
21:15	7	98	41	1	146	16	32	20	0	68	38	128	27	0	193	40	27	48	0	115	1	522	523
21:30	9	104	37	0	150	15	26	12	2	53	36	103	24	0	163	44	28	35	1	107	3	473	476
21:45	6	82	26	1	114	12	34	24	2	70	24	83	20	1	127	43	22	31	1	96	5	407	412
Total	37	415	150	4	602	67	148	87	5	302	137	442	95	2	674	176	115	144	3	435	14	2013	2027
Grand Total	147	130	321	327	17706	127	272	152	186	5517	316	108	179	417	15855	344	311	239	199	8954	1129	48032	49161
Apprch %	8.3	73.5	18.2			23.0	49.4	27.6			20.0	68.7	11.3			38.5	34.8	26.7					
Total %	3.1	27.1	6.7		36.9	2.6	5.7	3.2		11.5	6.6	22.7	3.7		33.0	7.2	6.5	5.0		18.6	2.3	97.7	

**ANOKA COUNTY HIGHWAY
PC-WARRANTS
TRAFFIC SIGNAL WARRANT ANALYSIS**

Study Name : TMC0510
Study Date : 06/10/05
Page No. : 1

Signal Warrants - Summary

Major Street Approaches

Northbound: TH47
Number of Lanes: 2
Approach Speed: 50
Total Approach Volume: 15,855

Southbound: TH47
Number of Lanes: 2
Approach Speed: 50
Total Approach Volume: 17,706

Minor Street Approaches

Eastbound: CR132
Number of Lanes: 2

Total Approach Volume: 8,954

Westbound: 85TH AVE.
Number of Lanes: 2

Total Approach Volume: 5,517

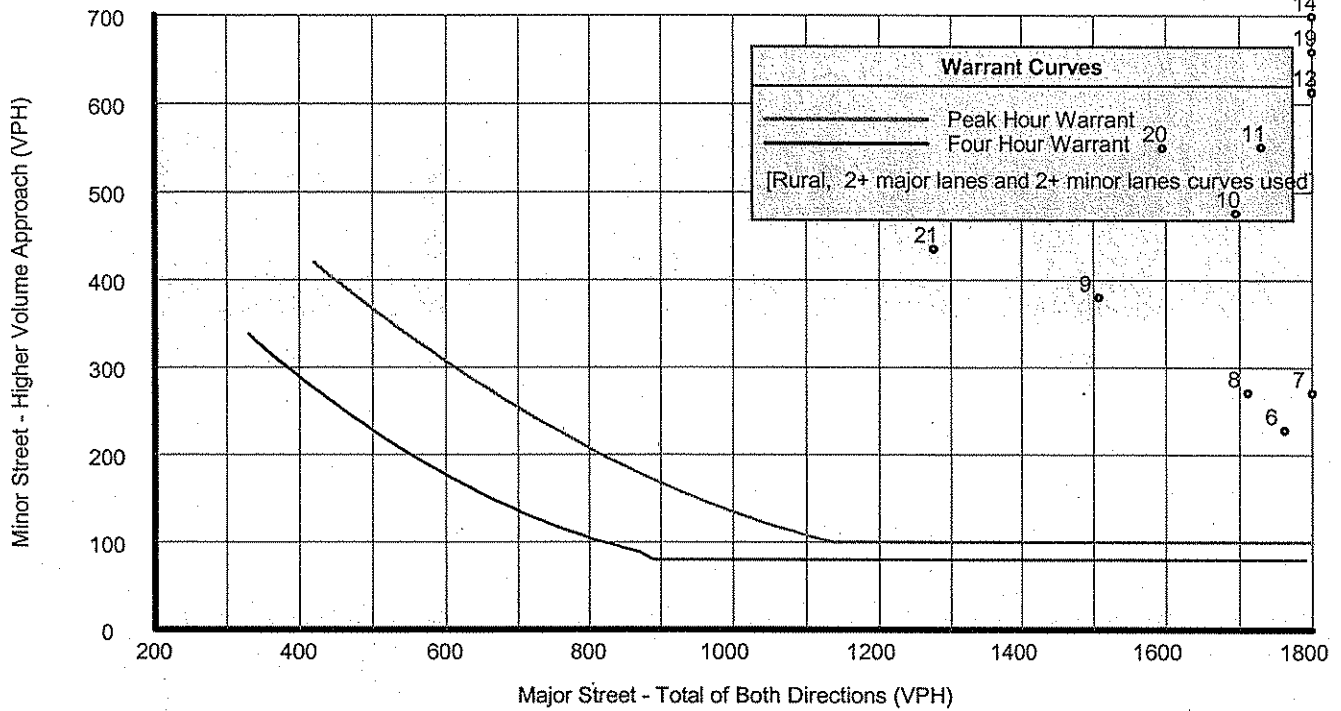
Warrant Summary (Rural values apply.)

Warrant 1 - Eight Hour Vehicular Volumes	Satisfied
Warrant 1A - Minimum Vehicular Volume Satisfied	
Required volumes reached for 16 hours, 8 are needed	
Warrant 1B - Interruption of Continuous Traffic Satisfied	
Required volumes reached for 16 hours, 8 are needed	
Warrant 1 A&B - Combination of Warrants Satisfied	
Required volumes reached for 16 hours, 8 are needed	
Warrant 2 - Four Hour Volumes	Satisfied
Number of hours (16) volumes exceed minimum >= minimum required (4).	
Warrant 3 - Peak Hour	Satisfied
Warrant 3A - Peak Hour Delay Satisfied	
Number of hours (64) volumes exceed minimum >= required (1). Delay data not evaluated.	
Warrant 3B - Peak Hour Volumes Satisfied	
Volumes exceed minimums for at least one hour.	
Warrant 4 - Pedestrian Volumes	Not Evaluated
Warrant 5 - School Crossing	Not Evaluated
Warrant 6 - Coordinated Signal System	Not Evaluated
Warrant 7 - Crash Experience	Not Evaluated
Warrant 8 - Roadway Network	Not Evaluated

ANOKA COUNTY HIGHWAY PC-WARRANTS TRAFFIC SIGNAL WARRANT ANALYSIS

17
Study Name : TRC0510
Study Date : 06/10/05
Page No. : 2

Signal Warrants - Summary



Analysis of 8-Hour Volume Warrants:

Hour Begin	Major Total	Higher Minor		War-1A			War-1B			War-1A&B		
		Vol	Dir	Major Crit	Minor Crit	Meets?	Major Crit	Minor Crit	Meets?	Major Crit	Minor Crit	Meets?
00:00	0	0	EB	420-No	140-No	---	630-No	70-No	---	504-No	112-No	---
01:00	0	0	EB	420-No	140-No	---	630-No	70-No	---	504-No	112-No	---
02:00	0	0	EB	420-No	140-No	---	630-No	70-No	---	504-No	112-No	---
03:00	0	0	EB	420-No	140-No	---	630-No	70-No	---	504-No	112-No	---
04:00	0	0	EB	420-No	140-No	---	630-No	70-No	---	504-No	112-No	---
05:00	0	0	EB	420-No	140-No	---	630-No	70-No	---	504-No	112-No	---
06:00	1,762	228	EB	420-Yes	140-Yes	Both	630-Yes	70-Yes	Both	504-Yes	112-Yes	Both
07:00	2,534	271	EB	420-Yes	140-Yes	Both	630-Yes	70-Yes	Both	504-Yes	112-Yes	Both
08:00	1,711	271	EB	420-Yes	140-Yes	Both	630-Yes	70-Yes	Both	504-Yes	112-Yes	Both
09:00	1,508	380	EB	420-Yes	140-Yes	Both	630-Yes	70-Yes	Both	504-Yes	112-Yes	Both
10:00	1,695	476	EB	420-Yes	140-Yes	Both	630-Yes	70-Yes	Both	504-Yes	112-Yes	Both
11:00	1,730	551	EB	420-Yes	140-Yes	Both	630-Yes	70-Yes	Both	504-Yes	112-Yes	Both
12:00	2,046	614	EB	420-Yes	140-Yes	Both	630-Yes	70-Yes	Both	504-Yes	112-Yes	Both
13:00	1,930	613	EB	420-Yes	140-Yes	Both	630-Yes	70-Yes	Both	504-Yes	112-Yes	Both
14:00	2,365	699	EB	420-Yes	140-Yes	Both	630-Yes	70-Yes	Both	504-Yes	112-Yes	Both
15:00	2,881	819	EB	420-Yes	140-Yes	Both	630-Yes	70-Yes	Both	504-Yes	112-Yes	Both
16:00	3,193	791	EB	420-Yes	140-Yes	Both	630-Yes	70-Yes	Both	504-Yes	112-Yes	Both
17:00	2,997	861	EB	420-Yes	140-Yes	Both	630-Yes	70-Yes	Both	504-Yes	112-Yes	Both
18:00	2,479	736	EB	420-Yes	140-Yes	Both	630-Yes	70-Yes	Both	504-Yes	112-Yes	Both
19:00	1,858	659	EB	420-Yes	140-Yes	Both	630-Yes	70-Yes	Both	504-Yes	112-Yes	Both
20:00	1,596	550	EB	420-Yes	140-Yes	Both	630-Yes	70-Yes	Both	504-Yes	112-Yes	Both
21:00	1,276	435	EB	420-Yes	140-Yes	Both	630-Yes	70-Yes	Both	504-Yes	112-Yes	Both
22:00	0	0	EB	420-No	140-No	---	630-No	70-No	---	504-No	112-No	---
23:00	0	0	EB	420-No	140-No	---	630-No	70-No	---	504-No	112-No	---

**ANOKA COUNTY HIGHWAY
PC-WARRANTS
TRAFFIC SIGNAL WARRANT ANALYSIS**

Study Name : TMC0510
Study Date : 06/10/05

Multi-Way Stop Warrant Report

Major Street Approaches

Northbound: TH47
Total Approach Volume: 15,855
Approach Speed: 50

Southbound: TH47
Total Approach Volume: 17,706
Approach Speed: 50

Minor Street Approaches

Eastbound: CR132
Total Approach Volume: 8,954

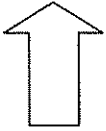
Westbound: 85TH AVE.
Total Approach Volume: 5,517

Warrant Summary

Criteria A - Interim Measure	Not Evaluated
If traffic signals are justified, stop signs can be installed as an interim measure.	
Criteria B - Crash Experience	Not Evaluated
Criteria C - Minimum Volumes and Delays	Satisfied
Delay data not evaluated Required volumes reached for 16 hours, 8 are needed	
Criteria D - 80% of Volumes, Delays, and Crashes	Not Evaluated
Delay data not evaluated Required volumes reached for 0 hours, 8 are needed	

Analysis of 8-Hour Volume Warrants:

Time	Major Total	Minor Total	Crit C			Crit D		
			Major	Minor Crit	Meets?	Major Crit	Minor Crit	Meets?
00:00 - 01:00	0	0	210-No	140-No	No	240-No	160-No	No
01:00 - 02:00	0	0	210-No	140-No	No	240-No	160-No	No
02:00 - 03:00	0	0	210-No	140-No	No	240-No	160-No	No
03:00 - 04:00	0	0	210-No	140-No	No	240-No	160-No	No
04:00 - 05:00	0	0	210-No	140-No	No	240-No	160-No	No
05:00 - 06:00	0	0	210-No	140-No	No	240-No	160-No	No
06:00 - 07:00	1,762	287	210-Yes	140-Yes	Both	240-Yes	160-Yes	Both
07:00 - 08:00	2,534	386	210-Yes	140-Yes	Both	240-Yes	160-Yes	Both
08:00 - 09:00	1,711	394	210-Yes	140-Yes	Both	240-Yes	160-Yes	Both
09:00 - 10:00	1,508	548	210-Yes	140-Yes	Both	240-Yes	160-Yes	Both
10:00 - 11:00	1,695	714	210-Yes	140-Yes	Both	240-Yes	160-Yes	Both
11:00 - 12:00	1,730	857	210-Yes	140-Yes	Both	240-Yes	160-Yes	Both
12:00 - 13:00	2,046	1,030	210-Yes	140-Yes	Both	240-Yes	160-Yes	Both
13:00 - 14:00	1,930	1,052	210-Yes	140-Yes	Both	240-Yes	160-Yes	Both
14:00 - 15:00	2,365	1,126	210-Yes	140-Yes	Both	240-Yes	160-Yes	Both
15:00 - 16:00	2,881	1,295	210-Yes	140-Yes	Both	240-Yes	160-Yes	Both
16:00 - 17:00	3,193	1,294	210-Yes	140-Yes	Both	240-Yes	160-Yes	Both
17:00 - 18:00	2,997	1,444	210-Yes	140-Yes	Both	240-Yes	160-Yes	Both
18:00 - 19:00	2,479	1,225	210-Yes	140-Yes	Both	240-Yes	160-Yes	Both
19:00 - 20:00	1,858	1,129	210-Yes	140-Yes	Both	240-Yes	160-Yes	Both
20:00 - 21:00	1,596	953	210-Yes	140-Yes	Both	240-Yes	160-Yes	Both
21:00 - 22:00	1,276	737	210-Yes	140-Yes	Both	240-Yes	160-Yes	Both
22:00 - 23:00	0	0	210-No	140-No	No	240-No	160-No	No
23:00 - 00:00	0	0	210-No	140-No	No	240-No	160-No	No



NORTH

APP. #1 = CR 132
APP. #2 = TH 47
APP. #3 = 85th Ave.
APP. #4 = TH 47

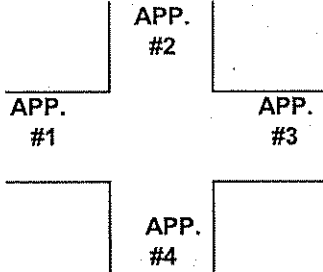
COUNT LOCATION:

TH 47 (UNIVERSITY AVE.) @

DATE:

06/06/2005

CR 132 (85TH AVE.)



- HEAVY VEHICLE- ANY VEHICLE HAVING MORE THAN FOUR TIRES TOUCHING THE PAVEMENT
- A. TRUCKS- A HEAVY VEHICLE INVOLVED PRIMARILY IN THE TRANSPORT OF GOODS OR IN THE DELIVERY OF A SERVICE.
 - B. RV- A HEAVY VEHICLE OPERATED BY A PRIVATE MOTORIST AND INVOLVED IN THE TRANSPORT OF RECREATIONAL EQUIPMENT OR FACILITIES.
 - C. BUSES- A HEAVY VEHICLE INVOLVED IN THE TRANSPORTATION OF GROUPS OF PEOPLE.

TIME	PEDESTRIANS					HEAVY VEHICLES		
	APP. #1	APP. #2	APP. #3	APP. #4	15 MIN TOT	TRUCKS	RV	BUS
6:00-6:15AM						3		1
6:15-6:30						8		10
6:30-6:45						5		5
6:45-7:00						8		9
HOURLY TOTAL						HOURLY TOTAL		49
7:00-7:15	1	1			2	13		11
7:15-7:30						17		6
7:30-7:45				1	1	14		9
7:45-8:00						9		6
HOURLY TOTAL					3	HOURLY TOTAL		85
8:00-8:15		1		1	2	9	1	3
8:15-8:30				1	1	19		5
8:30-8:45		1		1	2	18		3
8:45-9:00			1		1	21		6
HOURLY TOTAL					6	HOURLY TOTAL		85
9:00-9:15						18	1	10
9:15-9:30						11		
9:30-9:45				1	1	19		2
9:45-10:00		1			1	28		8
HOURLY TOTAL					2	HOURLY TOTAL		97
10:00-10:15						23	1	6
10:15-10:30		1			1	24		9
10:30-10:45		2	2		4	16		4
10:45-11:00		2		1	3	30		3
HOURLY TOTAL					8	HOURLY TOTAL		116
11:00-11:15		1			1	26		10
11:15-11:30						16		4
11:30-11:45						14		5
11:45-12:00		6			6	21		6
HOURLY TOTAL					7	HOURLY TOTAL		102
12:00-12:15		3		2	5	7		7
12:15-12:30		1			1	17		3
12:30-12:45		1			1	13		5
12:45-1:00				4	4	17	1	5
HOURLY TOTAL					11	HOURLY TOTAL		75
1:00-1:15		1			1	19	1	6
1:15-1:30		3		2	5	18		3
1:30-1:45				1	1	19		1
1:45-2:00				2	2	17		3
HOURLY TOTAL					9	HOURLY TOTAL		87
TOTAL					46	TOTAL		696

1
2
3
4
5
6
7
8
9
10
11
12
13
14
15
16
17
18
19
20
21
22
23
24
25
26
27
28
29
30
31
32



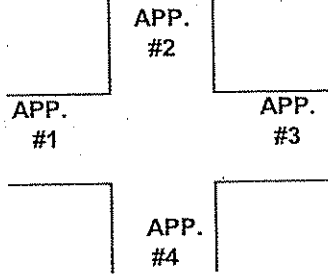
COUNT LOCATION:

TH 47 (UNIVERSITY AVE.) @
CR 132 (85TH AVE.)

DATE:

06/08/2005

APP. #1 = CR 132
APP. #2 = TH 47
APP. #3 = 85th Ave.
APP. #4 = TH 47



HEAVY VEHICLE- ANY VEHICLE HAVING MORE THAN FOUR TIRES TOUCHING THE PAVEMENT

A. TRUCKS- A HEAVY VEHICLE INVOLVED PRIMARILY IN THE TRANSPORT OF GOODS OR IN THE DELIVERY OF A SERVICE.

B. RV- A HEAVY VEHICLE OPERATED BY A PRIVATE MOTORIST AND INVOLVED IN THE TRANSPORT OF RECREATIONAL EQUIPMENT OR FACILITIES.

C. BUSES- A HEAVY VEHICLE INVOLVED IN THE TRANSPORTATION OF GROUPS OF PEOPLE.

TIME	PEDESTRIANS					HEAVY VEHICLES		
	APP. #1	APP. #2	APP. #3	APP. #4	15 MIN TOT	TRUCKS	RV	BUS
2:00-2:15PM	3				3	17		5
2:15-2:30				2	2	16		2
2:30-2:45	4				4	21		6
2:45-3:00	4				4	20		4
HOURLY TOTAL					13	HOURLY TOTAL		91
3:00-3:15	6			1	7	10		10
3:15-3:30						17		5
3:30-3:45	5		1		6	13	1	1
3:45-4:00	3				3	13		4
HOURLY TOTAL					16	HOURLY TOTAL		74
4:00-4:15	2		1		3	10		5
4:15-4:30	5	1			6	19		5
4:30-4:45	4			1	5	9		2
4:45-5:00	1	2			3	5		6
HOURLY TOTAL					17	HOURLY TOTAL		61
5:00-5:15	2		1		3	8		7
5:15-5:30	5				5	6		4
5:30-5:45	6				6	9		4
5:45-6:00	2			2	4	6		10
HOURLY TOTAL					18	HOURLY TOTAL		54
6:00-6:15	1				1	8	1	5
6:15-6:30						5		1
6:30-6:45	1				1		1	5
6:45-7:00	2				2	2		6
HOURLY TOTAL					4	HOURLY TOTAL		34
7:00-7:15	1		1	1	3	7		4
7:15-7:30						5		5
7:30-7:45	1				1	2	1	3
7:45-8:00	1				1	2	1	4
HOURLY TOTAL					5	HOURLY TOTAL		29
8:00-8:15	1			3	4	6		3
8:15-8:30						2		3
8:30-8:45	1	1		2	4	1		3
8:45-9:00	1				1			1
HOURLY TOTAL					9	HOURLY TOTAL		19
9:00-9:15						3		2
9:15-9:30						1		
9:30-9:45				1	1	2		1
9:45-10:00								4
HOURLY TOTAL					1	HOURLY TOTAL		13
TOTAL					129	TOTAL		1071

1
2
3
4
5
6
7
8
9
10
11
12
13
14
15
16
17
18
19
20
21
22
23
24
25
26
27
28
29
30
31
32