


Date : 06/27/05

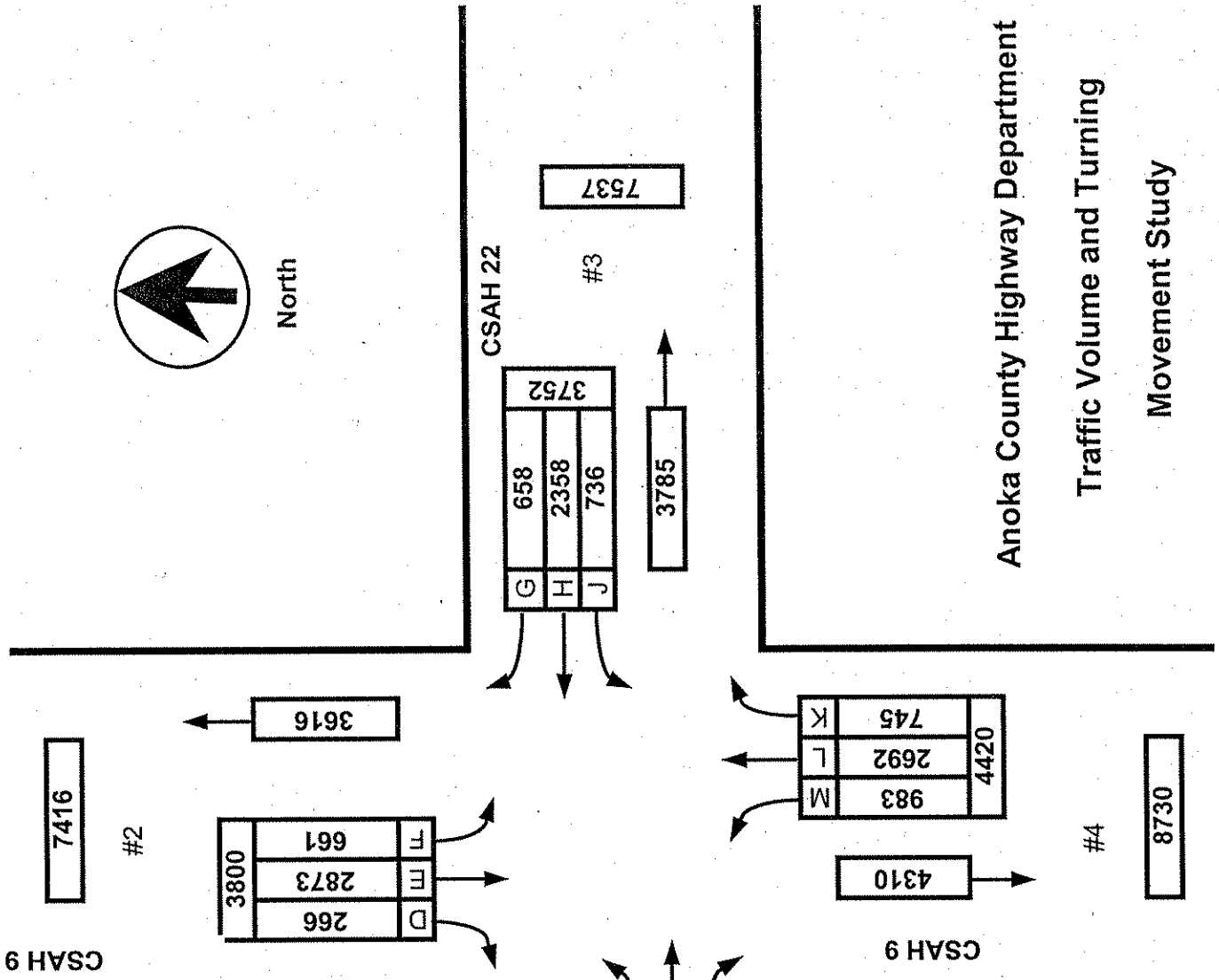
Count Number : TMC0516

Location : CSAH 22 (Viking Blvd.)

@ CSAH 9 (Lake George Blvd.)



North



	LANES OF APPROACH			TOTAL
	RIGHT TURN LANE	LEFT TURN LANE	THRU LANES	
#1	1	0	1	2
#2	1	0	1	2
#3	1	0	1	2
#4	1	0	1	2

Anoka County Highway Department  
 Traffic Volume and Turning  
 Movement Study

Anoka County Highway Department  
 Traffic Engineering  
 Traffic Volume and Turning Movement Study

File Name : TMC0516  
 Site Code : 05160102  
 Start Date : 07/06/2005  
 Page No : 1

Weather: Sunny and Warm  
 Counter: TDC-8  
 Counted by: Danielle/Samantha

Groups Printed- Unshifted

Start Time	CSAH 9 Southbound					CSAH 22 Westbound					CSAH 9 Northbound					CSAH 22 Eastbound					Exclu. Total	Inclu. Total	Int. Total
	Left	Thru	Right	Heavy	App. Total	Left	Thru	Right	Heavy	App. Total	Left	Thru	Right	Heavy	App. Total	Left	Thru	Right	Heavy	App. Total			
Factor	1.0	1.0	1.0	1.0		1.0	1.0	1.0	1.0		1.0	1.0	1.0	1.0		1.0	1.0	1.0	1.0				
06:00	15	74	0	1	89	15	24	1	1	40	5	11	1	1	13	1	29	12	5	42	8	184	192
06:15	12	80	7	3	99	10	37	3	6	50	15	7	5	6	31	1	62	14	3	77	18	257	275
06:30	12	88	5	5	105	18	48	6	6	72	7	12	7	5	26	5	58	18	4	81	20	284	304
06:45	12	85	5	2	102	18	46	7	8	71	14	21	0	2	35	3	48	16	6	67	18	275	293
Total	51	327	17	11	395	61	155	17	21	233	41	51	13	14	105	10	197	60	18	267	64	1000	1064
07:00	8	91	3	3	102	12	32	1	9	45	9	12	5	1	26	1	49	19	7	69	20	242	262
07:15	8	97	2	2	107	19	45	4	5	68	10	22	4	2	36	2	47	13	8	62	17	273	290
07:30	11	82	4	1	97	25	40	4	8	69	11	14	7	4	32	5	40	10	2	55	15	253	268
07:45	10	54	1	1	65	20	35	8	2	63	11	22	5	3	38	2	69	15	12	86	18	252	270
Total	37	324	10	7	371	76	152	17	24	245	41	70	21	10	132	10	205	57	29	272	70	1020	1090
08:00	7	65	3	3	75	15	34	5	4	54	9	10	6	3	25	2	33	18	8	53	18	207	225
08:15	11	67	3	2	81	14	22	6	5	42	11	10	4	1	25	4	39	10	4	53	12	201	213
08:30	13	45	5	3	63	12	33	5	4	50	5	16	1	2	22	0	33	19	6	52	15	187	202
08:45	8	52	4	2	64	18	34	5	6	57	9	23	5	3	37	6	23	9	7	38	18	196	214
Total	39	229	15	10	283	59	123	21	19	203	34	59	16	9	109	12	128	56	25	196	63	791	854
09:00	8	44	6	2	58	12	23	7	7	42	9	14	4	2	27	2	34	5	6	41	17	168	185
09:15	14	50	1	2	65	9	21	11	7	41	7	18	8	0	33	2	29	12	3	43	12	182	194
09:30	15	47	3	4	65	13	29	7	3	49	3	27	8	4	38	1	31	14	10	46	21	198	219
09:45	8	40	6	4	54	14	31	11	6	56	13	22	3	2	38	4	29	13	4	46	16	194	210
Total	45	181	16	12	242	48	104	36	23	188	32	81	23	8	136	9	123	44	23	176	66	742	808
10:00	8	33	4	4	45	8	36	3	9	47	13	18	3	1	34	3	31	9	6	43	20	169	189
10:15	8	46	4	6	58	13	19	10	4	42	14	20	13	2	47	2	27	8	7	37	19	184	203
10:30	7	39	6	3	52	20	29	11	7	60	15	33	13	4	61	7	31	9	7	47	21	220	241
10:45	9	39	2	5	50	11	47	3	16	61	12	33	9	4	54	5	32	9	2	46	27	211	238
Total	32	157	16	18	205	52	131	27	36	210	54	104	38	11	196	17	121	35	22	173	87	784	871
11:00	15	47	2	2	64	10	22	10	2	42	7	30	11	1	48	3	25	10	5	38	10	192	202
11:15	4	35	4	4	43	9	30	8	4	47	4	29	14	5	47	4	37	8	7	49	20	186	206
11:30	10	29	3	3	42	14	31	11	6	56	8	36	5	1	49	8	33	9	5	50	15	197	212
11:45	10	47	3	2	60	14	30	6	5	50	11	31	5	3	47	3	27	13	5	43	15	200	215
Total	39	156	12	11	209	47	113	35	17	195	30	126	35	10	191	18	122	40	22	180	60	775	835
12:00	6	37	2	4	45	13	25	11	8	49	14	32	12	4	58	5	17	6	5	28	21	180	201
12:15	10	31	1	5	42	8	20	15	6	43	18	41	9	2	68	4	27	13	4	44	17	197	214
12:30	7	31	5	3	43	11	29	11	6	51	14	35	13	3	62	5	29	8	4	42	16	198	214
12:45	9	52	4	0	65	9	28	4	6	41	17	46	9	1	72	11	35	9	5	55	12	233	245
Total	32	151	12	12	195	41	102	41	26	184	63	154	43	10	260	25	108	36	18	169	66	808	874
13:00	9	31	2	1	42	6	36	6	6	48	10	43	9	7	62	6	27	9	9	42	23	194	217
13:15	14	38	1	2	53	8	36	10	8	54	12	47	13	3	72	4	23	11	8	38	21	217	238
13:30	13	43	6	5	62	14	28	4	5	46	14	50	8	2	72	2	36	9	2	47	14	227	241
13:45	6	28	4	2	38	10	31	10	6	51	7	53	10	4	70	3	41	6	4	50	16	209	225
Total	42	140	13	10	195	38	131	30	25	199	43	193	40	16	276	15	127	35	23	177	74	847	921
14:00	9	52	5	2	66	12	38	11	8	61	13	50	8	3	71	3	21	10	2	34	15	232	247
14:15	4	46	1	3	51	9	40	11	4	60	15	51	10	5	76	3	34	10	6	47	18	234	252
14:30	13	36	10	0	59	10	29	19	6	58	17	58	13	3	88	5	29	9	8	43	17	248	265
14:45	11	35	3	0	49	6	40	17	2	63	21	52	18	6	91	5	44	7	3	56	11	259	270
Total	37	169	19	5	225	37	147	58	20	242	66	211	49	17	326	16	128	36	19	180	61	973	1034
15:00	11	47	8	4	66	14	40	10	5	64	15	56	11	1	82	0	52	10	3	62	13	274	287
15:15	11	44	8	3	63	8	43	14	7	65	23	88	36	4	147	3	30	5	4	38	18	313	331
15:30	11	45	2	2	58	12	54	17	3	83	19	76	25	3	120	6	42	16	5	64	13	325	338
15:45	9	34	3	1	46	12	65	17	4	94	30	80	24	4	134	6	51	22	5	79	14	353	367
Total	42	170	21	10	233	46	202	58	19	306	87	300	96	12	483	15	175	53	17	243	58	1265	1323
16:00	10	43	4	2	57	10	48	23	3	81	27	62	23	0	112	4	47	12	6	63	11	313	324
16:15	8	39	12	1	59	7	49	25	2	81	23	93	21	2	137	8	55	11	2	74	7	351	358
16:30	15	53	5	1	73	12	59	21	5	92	27	82	27	0	136	2	44	14	2	60	8	361	369
16:45	12	40	6	0	58	9	51	13	1	73	29	75	25	0	129	4	54	14	4	72	5	332	337
Total	45	175	27	4	247	38	207	82	11	327	106	312	96	2	514	18	200	51	14	269	31	1357	1388
17:00	15	50	3	2	68	13	53	19	4	85	32	83	22	0	137	6	66	14	5	86	11	376	387
17:15	25	33	3	1	61	15	61	35	6	111	31	78	22	2	131	4	65	13	7	82	16	385	401
17:30	25	40	8	0	73	10	60	22	6	92	24	87	16	1	127	9	61	17	1	87	8	379	387
17:45	16	49	2	0	67	16	59	10	1	85	37	76	20	5	133	10	37	11	2	58	8	343	351
Total	81	172	16	3	269	54	233	86	17	373	124	324	80	8	528	29	229	55	15	313	43	1483	1526

Anoka County Highway Department  
 Traffic Engineering  
 Traffic Volume and Turning Movement Study

File Name : TMC0516  
 Site Code : 05160102  
 Start Date : 07/06/2005  
 Page No : 2

Weather: Sunny and Warm  
 Counter: TDC-8  
 Counted by: Danielle/Samantha

Groups Printed- Unshifted

Start Time	CSAH 9 Southbound					CSAH 22 Westbound					CSAH 9 Northbound					CSAH 22 Eastbound					Exclu. Total	Inclu. Total	Int. Total
	Left	Thru	Right	Heavy	App. Total	Left	Thru	Right	Heavy	App. Total	Left	Thru	Right	Heavy	App. Total	Left	Thru	Right	Heavy	App. Total			
Factor	1.0	1.0	1.0	1.0		1.0	1.0	1.0	1.0		1.0	1.0	1.0	1.0		1.0	1.0	1.0	1.0				
18:00	10	39	5	1	54	12	53	12	2	77	34	73	24	2	131	12	36	13	2	61	7	323	330
18:15	8	48	9	1	65	6	55	16	0	77	22	60	14	4	96	4	39	19	3	62	8	300	308
18:30	14	41	4	0	59	4	47	11	4	62	29	47	17	1	93	10	49	9	0	68	5	282	287
18:45	7	37	4	0	48	8	42	9	5	59	21	57	13	0	91	8	75	9	3	92	8	290	298
Total	39	165	22	2	226	30	197	48	11	275	106	237	68	7	411	34	199	50	8	283	28	1195	1223
19:00	13	35	7	1	55	10	33	7	0	50	12	36	12	0	60	5	28	7	2	40	3	205	208
19:15	7	23	6	1	36	8	37	11	1	56	10	37	8	0	55	5	15	11	1	31	3	178	181
19:30	9	30	2	0	41	8	18	7	1	33	10	47	12	0	69	4	19	9	0	32	1	175	176
19:45	15	28	5	3	48	8	25	8	0	41	13	53	11	2	77	5	33	1	0	39	5	205	210
Total	44	116	20	5	180	34	113	33	2	180	45	173	43	2	261	19	95	28	3	142	12	763	775
20:00	10	39	2	0	51	9	26	10	1	45	18	33	7	1	58	0	36	7	1	43	3	197	200
20:15	7	33	5	0	45	11	28	10	0	49	17	39	12	0	68	3	26	12	2	41	2	203	205
20:30	7	27	3	0	37	6	48	11	0	65	12	37	12	0	61	2	38	10	2	50	2	213	215
20:45	5	22	3	1	30	13	35	10	1	56	10	39	10	0	59	5	26	13	0	44	2	191	193
Total	29	121	13	1	163	39	137	41	2	217	57	148	41	1	246	10	126	42	5	178	9	804	813
21:00	10	35	5	0	50	9	37	3	1	49	12	41	11	0	64	1	28	5	0	34	1	197	198
21:15	10	35	5	0	50	9	19	7	0	35	21	34	16	0	71	3	22	11	0	36	0	192	192
21:30	4	29	5	0	38	13	32	12	0	57	13	39	11	0	63	4	33	3	1	40	1	198	199
21:45	3	19	2	1	24	5	23	6	2	34	8	35	5	0	48	1	13	4	0	18	3	124	127
Total	27	118	17	1	162	36	111	28	3	175	54	149	43	0	246	9	96	23	1	128	5	711	716
Grand Total	661	2873	266	122	3800	736	2358	658	276	3752	983	2692	745	137	4420	266	2379	701	262	3346	797	15318	16115
Approch %	17.4	75.6	7.0			19.6	62.8	17.5			22.2	60.9	16.9			7.9	71.1	21.0			4.9	95.1	
total %	4.3	18.8	1.7		24.8	4.8	15.4	4.3		24.5	6.4	17.6	4.9		28.9	1.7	15.5	4.6		21.8			

**ANOKA COUNTY HIGHWAY  
PC-WARRANTS  
TRAFFIC SIGNAL WARRANT ANALYSIS**

Study Name : TMC0516  
Study Date : 07/08/05  
Page No. : 1

**Signal Warrants - Summary**

**Major Street Approaches**

**Northbound: CSAH 9**  
Number of Lanes: 2  
Approach Speed: 55  
Total Approach Volume: 4,420

**Southbound: CSAH 9**  
Number of Lanes: 2  
Approach Speed: 55  
Total Approach Volume: 3,800

**Minor Street Approaches**

**Eastbound: CSAH 22**  
Number of Lanes: 2  
  
Total Approach Volume: 3,346

**Westbound: CSAH 22**  
Number of Lanes: 2  
  
Total Approach Volume: 3,752

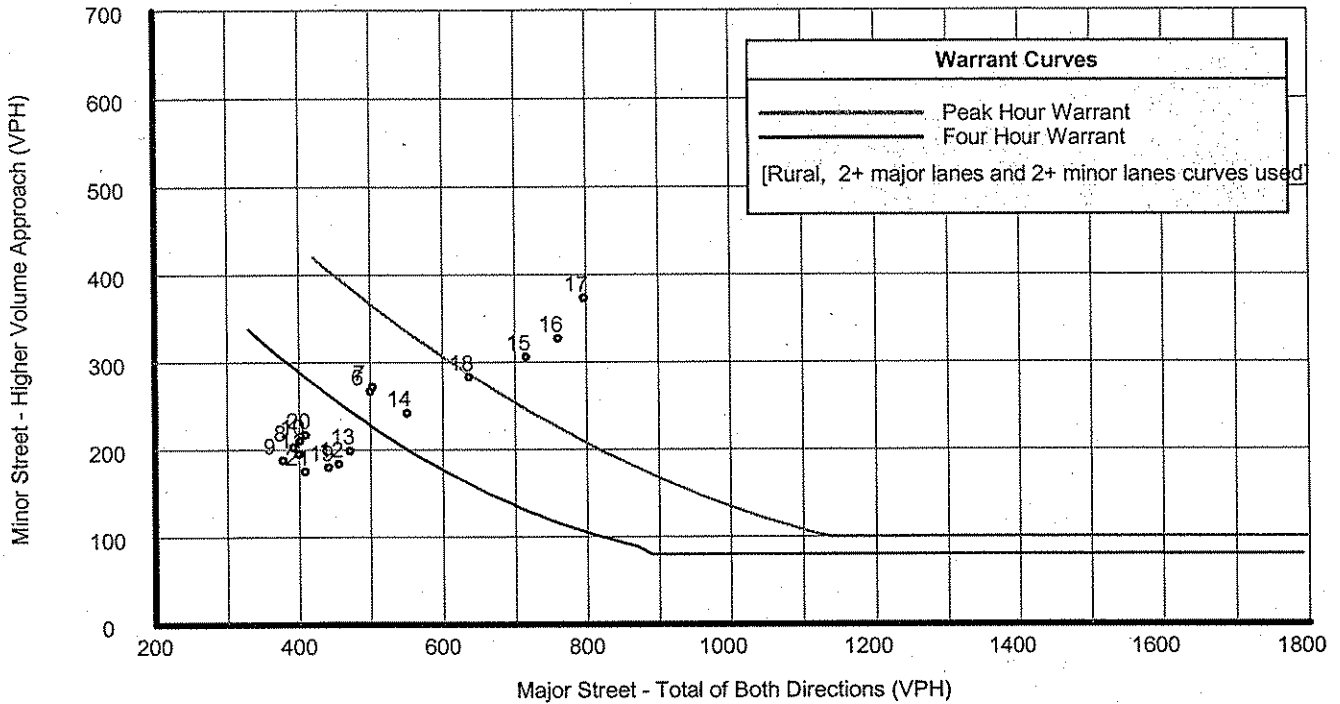
**Warrant Summary** (Rural values apply.)

<b>Warrant 1 - Eight Hour Vehicular Volumes</b> .....	<b>Satisfied</b>
<b>Warrant 1A - Minimum Vehicular Volume</b> .....	<b>Satisfied</b>
Required volumes reached for 10 hours, 8 are needed	
<b>Warrant 1B - Interruption of Continuous Traffic</b> .....	<b>Not Satisfied</b>
Required volumes reached for 4 hours, 8 are needed	
<b>Warrant 1 A&amp;B - Combination of Warrants</b> .....	<b>Not Satisfied</b>
Required volumes reached for 5 hours, 8 are needed	
<b>Warrant 2 - Four Hour Volumes</b> .....	<b>Satisfied</b>
Number of hours (7) volumes exceed minimum >= minimum required (4).	
<b>Warrant 3 - Peak Hour</b> .....	<b>Satisfied</b>
<b>Warrant 3A - Peak Hour Delay</b> .....	<b>Satisfied</b>
Number of hours (41) volumes exceed minimum >= required (1). Delay data not evaluated.	
<b>Warrant 3B - Peak Hour Volumes</b> .....	<b>Satisfied</b>
Volumes exceed minimums for at least one hour.	
<b>Warrant 4 - Pedestrian Volumes</b> .....	<b>Not Evaluated</b>
<b>Warrant 5 - School Crossing</b> .....	<b>Not Evaluated</b>
<b>Warrant 6 - Coordinated Signal System</b> .....	<b>Not Evaluated</b>
<b>Warrant 7 - Crash Experience</b> .....	<b>Not Evaluated</b>
<b>Warrant 8 - Roadway Network</b> .....	<b>Not Evaluated</b>

# ANOKA COUNTY HIGHWAY PC-WARRANTS TRAFFIC SIGNAL WARRANT ANALYSIS

Study Name : TMC0516  
Study Date : 07/08/05  
Page No. : 2

## Signal Warrants - Summary



### Analysis of 8-Hour Volume Warrants:

Hour Begin	Major Total	Higher Minor		War-1A			War-1B			War-1A&B		
		Vol	Dir	Major Crit	Minor Crit	Meets?	Major Crit	Minor Crit	Meets?	Major Crit	Minor Crit	Meets?
00:00	0	0	EB	420-No	140-No	---	630-No	70-No	---	504-No	112-No	---
01:00	0	0	EB	420-No	140-No	---	630-No	70-No	---	504-No	112-No	---
02:00	0	0	EB	420-No	140-No	---	630-No	70-No	---	504-No	112-No	---
03:00	0	0	EB	420-No	140-No	---	630-No	70-No	---	504-No	112-No	---
04:00	0	0	EB	420-No	140-No	---	630-No	70-No	---	504-No	112-No	---
05:00	0	0	EB	420-No	140-No	---	630-No	70-No	---	504-No	112-No	---
06:00	500	267	EB	420-Yes	140-Yes	Both	630-No	70-Yes	Minor	504-No	112-Yes	Minor
07:00	503	272	EB	420-Yes	140-Yes	Both	630-No	70-Yes	Minor	504-No	112-Yes	Minor
08:00	392	203	WB	420-No	140-Yes	Minor	630-No	70-Yes	Minor	504-No	112-Yes	Minor
09:00	378	188	WB	420-No	140-Yes	Minor	630-No	70-Yes	Minor	504-No	112-Yes	Minor
10:00	401	210	WB	420-No	140-Yes	Minor	630-No	70-Yes	Minor	504-No	112-Yes	Minor
11:00	400	195	WB	420-No	140-Yes	Minor	630-No	70-Yes	Minor	504-No	112-Yes	Minor
12:00	455	184	WB	420-Yes	140-Yes	Both	630-No	70-Yes	Minor	504-No	112-Yes	Minor
13:00	471	199	WB	420-Yes	140-Yes	Both	630-No	70-Yes	Minor	504-No	112-Yes	Minor
14:00	551	242	WB	420-Yes	140-Yes	Both	630-No	70-Yes	Minor	504-Yes	112-Yes	Both
15:00	716	306	WB	420-Yes	140-Yes	Both	630-Yes	70-Yes	Both	504-Yes	112-Yes	Both
16:00	761	327	WB	420-Yes	140-Yes	Both	630-Yes	70-Yes	Both	504-Yes	112-Yes	Both
17:00	797	373	WB	420-Yes	140-Yes	Both	630-Yes	70-Yes	Both	504-Yes	112-Yes	Both
18:00	637	283	EB	420-Yes	140-Yes	Both	630-Yes	70-Yes	Both	504-Yes	112-Yes	Both
19:00	441	180	WB	420-Yes	140-Yes	Both	630-No	70-Yes	Minor	504-No	112-Yes	Minor
20:00	409	217	WB	420-No	140-Yes	Minor	630-No	70-Yes	Minor	504-No	112-Yes	Minor
21:00	408	175	WB	420-No	140-Yes	Minor	630-No	70-Yes	Minor	504-No	112-Yes	Minor
22:00	0	0	EB	420-No	140-No	---	630-No	70-No	---	504-No	112-No	---
23:00	0	0	EB	420-No	140-No	---	630-No	70-No	---	504-No	112-No	---

**ANOKA COUNTY HIGHWAY  
PC-WARRANTS  
TRAFFIC SIGNAL WARRANT ANALYSIS**

Study Name : TMC0516  
Study Date : 07/08/05

**Multi-Way Stop Warrant Report**

**Major Street Approaches**

**Northbound: CSAH 9**  
Total Approach Volume: 4,420  
Approach Speed: 55

**Southbound: CSAH 9**  
Total Approach Volume: 3,800  
Approach Speed: 55

**Minor Street Approaches**

**Eastbound: CSAH 22**  
Total Approach Volume: 3,346

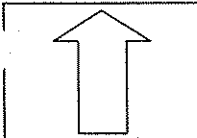
**Westbound: CSAH 22**  
Total Approach Volume: 3,752

**Warrant Summary**

- Criteria A - Interim Measure** ..... Not Evaluated  
If traffic signals are justified, stop signs can be installed as an interim measure.
- Criteria B - Crash Experience** ..... Not Evaluated
- Criteria C - Minimum Volumes and Delays** ..... Satisfied  
Delay data not evaluated  
Required volumes reached for 16 hours, 8 are needed
- Criteria D - 80% of Volumes, Delays, and Crashes** ..... Not Evaluated  
Delay data not evaluated  
Required volumes reached for 0 hours, 8 are needed

**Analysis of 8-Hour Volume Warrants:**

Time	Major Total	Minor Total	Crit C			Crit D		
			Major	Minor Crit	Meets?	Major Crit	Minor Crit	Meets?
00:00 - 01:00	0	0	210-No	140-No	No	240-No	160-No	No
01:00 - 02:00	0	0	210-No	140-No	No	240-No	160-No	No
02:00 - 03:00	0	0	210-No	140-No	No	240-No	160-No	No
03:00 - 04:00	0	0	210-No	140-No	No	240-No	160-No	No
04:00 - 05:00	0	0	210-No	140-No	No	240-No	160-No	No
05:00 - 06:00	0	0	210-No	140-No	No	240-No	160-No	No
06:00 - 07:00	500	500	210-Yes	140-Yes	Both	240-Yes	160-Yes	Both
07:00 - 08:00	503	517	210-Yes	140-Yes	Both	240-Yes	160-Yes	Both
08:00 - 09:00	392	399	210-Yes	140-Yes	Both	240-Yes	160-Yes	Both
09:00 - 10:00	378	364	210-Yes	140-Yes	Both	240-Yes	160-Yes	Both
10:00 - 11:00	401	383	210-Yes	140-Yes	Both	240-Yes	160-Yes	Both
11:00 - 12:00	400	375	210-Yes	140-Yes	Both	240-Yes	160-Yes	Both
12:00 - 13:00	455	353	210-Yes	140-Yes	Both	240-Yes	160-Yes	Both
13:00 - 14:00	471	376	210-Yes	140-Yes	Both	240-Yes	160-Yes	Both
14:00 - 15:00	551	422	210-Yes	140-Yes	Both	240-Yes	160-Yes	Both
15:00 - 16:00	716	549	210-Yes	140-Yes	Both	240-Yes	160-Yes	Both
16:00 - 17:00	761	596	210-Yes	140-Yes	Both	240-Yes	160-Yes	Both
17:00 - 18:00	797	686	210-Yes	140-Yes	Both	240-Yes	160-Yes	Both
18:00 - 19:00	637	558	210-Yes	140-Yes	Both	240-Yes	160-Yes	Both
19:00 - 20:00	441	322	210-Yes	140-Yes	Both	240-Yes	160-Yes	Both
20:00 - 21:00	409	395	210-Yes	140-Yes	Both	240-Yes	160-Yes	Both
21:00 - 22:00	408	303	210-Yes	140-Yes	Both	240-Yes	160-Yes	Both
22:00 - 23:00	0	0	210-No	140-No	No	240-No	160-No	No
23:00 - 00:00	0	0	210-No	140-No	No	240-No	160-No	No



**NORTH**

APP.#1 CSAH22
APP.#2 CSAH 9
APP.#3 CSAH 22
APP.#4 CSAH 9

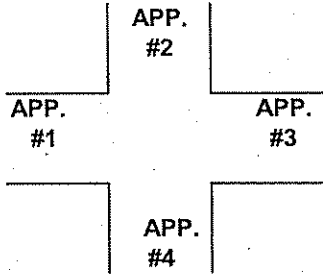
**COUNT LOCATION:**

csah 9 (Lake George Blvd.)

**DATE:**

07/07/2005

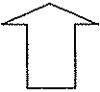
CSAH 22 (Viking Blvd.)



- HEAVY VEHICLE- ANY VEHICLE HAVING MORE THAN FOUR TIRES TOUCHING THE PAVEMENT
- A. TRUCKS- A HEAVY VEHICLE INVOLVED PRIMARILY IN THE TRANSPORT OF GOODS OR IN THE DELIVERY OF A SERVICE.
  - B. RV- A HEAVY VEHICLE OPERATED BY A PRIVATE MOTORIST AND INVOLVED IN THE TRANSPORT OF RECREATIONAL EQUIPMENT OR FACILITIES.
  - C. BUSES- A HEAVY VEHICLE INVOLVED IN THE TRANSPORTATION OF GROUPS OF PEOPLE.

TIME	PEDESTRIANS					HEAVY VEHICLES		
	APP. #1	APP. #2	APP. #3	APP. #4	15 MIN TOT	TRUCKS	RV	BUS
6:00-6:15AM						8		
6:15-6:30						18		
6:30-6:45	2			1	3	21		
6:45-7:00						16		
<b>HOURLY TOTAL</b>					<b>3</b>	<b>HOURLY TOTAL</b>		<b>63</b>
7:00-7:15						20		
7:15-7:30	2				2	17		
7:30-7:45						14		1
7:45-8:00			1		1	18		
<b>HOURLY TOTAL</b>					<b>3</b>	<b>HOURLY TOTAL</b>		<b>70</b>
8:00-8:15						18		
8:15-8:30			1		1	13		
8:30-8:45	1				1	15		
8:45-9:00						20		
<b>HOURLY TOTAL</b>					<b>2</b>	<b>HOURLY TOTAL</b>		<b>66</b>
9:00-9:15						13	1	1
9:15-9:30						11		1
9:30-9:45		1			1	21		
9:45-10:00						16		
<b>HOURLY TOTAL</b>					<b>1</b>	<b>HOURLY TOTAL</b>		<b>64</b>
10:00-10:15			1		1	20		
10:15-10:30						19		
10:30-10:45	2				2	21		
10:45-11:00						24		1
<b>HOURLY TOTAL</b>					<b>3</b>	<b>HOURLY TOTAL</b>		<b>85</b>
11:00-11:15						15		
11:15-11:30	1				1	13		1
11:30-11:45			1		1	15		
11:45-12:00				1	1	15		
<b>HOURLY TOTAL</b>					<b>3</b>	<b>HOURLY TOTAL</b>		<b>59</b>
12:00-12:15						20		
12:15-12:30		1		1	2	15		
12:30-12:45						16		
12:45-1:00	1				1	13		
<b>HOURLY TOTAL</b>					<b>3</b>	<b>HOURLY TOTAL</b>		<b>64</b>
1:00-1:15				1	1	22		
1:15-1:30		3			3	20		
1:30-1:45						13		1
1:45-2:00	2				2	15		
<b>HOURLY TOTAL</b>					<b>6</b>	<b>HOURLY TOTAL</b>		<b>71</b>
				<b>TOTAL</b>	<b>24</b>		<b>TOTAL</b>	<b>542</b>

1  
2  
3  
4  
5  
6  
7  
8  
9  
10  
11  
12  
13  
14  
15  
16  
17  
18  
19  
20  
21  
22  
23  
24  
25  
26  
27  
28  
29  
30  
31  
32

 <b>NORTH</b>
APP.#1 CSAH22
APP.#2 CSAH 9
APP.#3 CSAH 22
APP.#4 CSAH 9

**COUNT LOCATION:**

csah 9 (Lake George Blvd.)

**DATE:**

07/06/2005

CSAH22 (Viking Blvd.)

APP. #2	APP. #3
APP. #1	APP. #4

- HEAVY VEHICLE- ANY VEHICLE HAVING MORE THAN FOUR TIRES TOUCHING THE PAVEMENT
- A. TRUCKS- A HEAVY VEHICLE INVOLVED PRIMARILY IN THE TRANSPORT OF GOODS OR IN THE DELIVERY OF A SERVICE.
  - B. RV- A HEAVY VEHICLE OPERATED BY A PRIVATE MOTORIST AND INVOLVED IN THE TRANSPORT OF RECREATIONAL EQUIPMENT OR FACILITIES.
  - C. BUSES- A HEAVY VEHICLE INVOLVED IN THE TRANSPORTATION OF GROUPS OF PEOPLE.

TIME	PEDESTRIANS					HEAVY VEHICLES		
	APP. #1	APP. #2	APP. #3	APP. #4	15 MIN TOT	TRUCKS	RV	BUS
2:00-2:15PM						15		
2:15-2:30	3				3	20		
2:30-2:45						17		
2:45-3:00			4		4	10		
<b>HOURLY TOTAL</b>					<b>7</b>	<b>HOURLY TOTAL</b>		<b>62</b>
3:00-3:15						11		
3:15-3:30						17		
3:30-3:45	1				1	13		
3:45-4:00			1		1	13		
<b>HOURLY TOTAL</b>					<b>2</b>	<b>HOURLY TOTAL</b>		<b>54</b>
4:00-4:15						10		
4:15-4:30						7		
4:30-4:45			2		2	7		
4:45-5:00						5		
<b>HOURLY TOTAL</b>					<b>2</b>	<b>HOURLY TOTAL</b>		<b>29</b>
5:00-5:15	3				3	11		
5:15-5:30						16		
5:30-5:45			1		1	8		
5:45-6:00						8		
<b>HOURLY TOTAL</b>					<b>4</b>	<b>HOURLY TOTAL</b>		<b>43</b>
6:00-6:15						5		
6:15-6:30		1			1	7		
6:30-6:45						4		
6:45-7:00	1				1	8		
<b>HOURLY TOTAL</b>					<b>2</b>	<b>HOURLY TOTAL</b>		<b>24</b>
7:00-7:15						3		
7:15-7:30						3		
7:30-7:45	3				3	1		
7:45-8:00			2		2	4		
<b>HOURLY TOTAL</b>					<b>5</b>	<b>HOURLY TOTAL</b>		<b>11</b>
8:00-8:15						2		
8:15-8:30		1			1	2		
8:30-8:45				1	1	2		
8:45-9:00	2				2	2		
<b>HOURLY TOTAL</b>					<b>4</b>	<b>HOURLY TOTAL</b>		<b>8</b>
9:00-9:15						1		
9:15-9:30				2	2			
9:30-9:45		1			1	1		
9:45-10:00	3				3	3		
<b>HOURLY TOTAL</b>					<b>6</b>	<b>HOURLY TOTAL</b>		<b>5</b>
<b>TOTAL</b>					<b>56</b>	<b>TOTAL</b>		<b>778</b>

1  
2  
3  
4  
5  
6  
7  
8  
9  
10  
11  
12  
13  
14  
15  
16  
17  
18  
19  
20  
21  
22  
23  
24  
25  
26  
27  
28  
29  
30  
31  
32