


Date : 06/27/05

Count Number : TMC0518

Location : CSAH 22 (Viking Blvd.)

@ CSAH 5 (Nowthen Blvd.)



North

CSAH 5

2240

#2

987	D	368
122	E	497
1253	F	122

CSAH 22

5237

#1

2722

2515	A	434
1683	B	1683
398	C	398

CSAH 22

#3

150	G	2245
1918	H	1918
177	J	177

2027

4272

CSAH 5

1108

#4

436	M	436
705	L	705
222	K	222
1363		1363

2471

	LANES OF APPROACH			TOTAL
	RIGHT TURN LANE	LEFT TURN LANE	THRU LANES	
#1	0	0	1	1
#2	1	0	1	2
#3	1	0	1	2
#4	0	0	1	1

Anoka County Highway Department
Traffic Volume and Turning
Movement Study

Anoka County Highway Department
 Traffic Engineering
 Traffic Volume and Turning Movement Study

File Name : TMC0518
 Site Code : 05180101
 Start Date : 06/27/2005
 Page No : 1

Weather: Sunny and Warm
 Counter: TDC-8
 Counted by: Danielle/Samantha

Groups Printed- 1 - Unshifted

Start Time	CSAH 5 Southbound					CSAH 22 Westbound					CSAH 5 Northbound					CSAH 22 Eastbound					Exclu. Total	Inclu. Total	Int. Total
	Left	Thru	Right	Heavy	App. Total	Left	Thru	Right	Heavy	App. Total	Left	Thru	Right	Heavy	App. Total	Left	Thru	Right	Heavy	App. Total			
Factor	1.0	1.0	1.0	1.0		1.0	1.0	1.0	1.0		1.0	1.0	1.0	1.0		1.0	1.0	1.0	1.0				
06:00	1	19	2	2	22	3	45	4	3	52	2	5	4	2	11	2	21	10	4	33	11	118	129
06:15	2	12	4	2	18	4	51	1	5	56	2	3	6	3	11	2	25	4	2	31	12	116	128
06:30	2	15	11	1	28	0	41	2	5	43	3	3	3	1	9	1	26	5	5	32	12	112	124
06:45	2	18	6	1	26	2	45	5	5	52	7	5	3	3	15	4	27	11	6	42	15	135	150
Total	7	64	23	6	94	9	182	12	18	203	14	16	16	9	46	9	99	30	17	138	50	481	531
07:00	4	30	13	1	47	2	37	3	6	42	6	11	4	0	21	5	26	9	8	40	15	150	165
07:15	0	9	7	0	16	2	28	1	5	31	7	7	4	4	18	2	15	10	4	27	13	92	105
07:30	1	16	9	1	26	2	41	1	13	44	4	5	7	0	16	5	30	9	2	44	16	130	146
07:45	1	6	6	1	13	4	40	4	5	48	5	2	2	0	9	5	28	5	11	38	17	108	125
Total	6	61	35	3	102	10	146	9	29	165	22	25	17	4	64	17	99	33	25	149	61	480	541
08:00	6	16	14	4	36	3	44	1	10	48	3	10	3	2	16	8	31	14	1	53	17	153	170
08:15	1	11	7	0	19	1	27	0	4	28	3	5	4	4	12	3	23	5	7	31	15	90	105
08:30	2	3	5	0	10	5	26	3	3	34	6	10	4	2	20	6	20	10	7	36	12	100	112
08:45	2	2	5	1	9	2	19	2	2	23	8	10	2	2	20	2	20	5	5	27	10	79	89
Total	11	32	31	5	74	11	116	6	19	133	20	35	13	10	68	19	94	34	20	147	54	422	476
09:00	2	7	3	2	12	2	22	3	3	27	4	5	1	1	10	5	15	9	6	29	12	78	90
09:15	4	15	6	0	25	1	25	3	4	29	2	7	1	1	10	7	19	3	4	29	9	93	102
09:30	1	9	5	2	15	3	31	5	9	39	3	6	6	5	15	2	20	5	2	27	18	96	114
09:45	3	5	7	3	15	1	19	2	4	22	4	4	3	1	11	5	10	13	1	28	9	76	85
Total	10	36	21	7	67	7	97	13	20	117	13	22	11	8	46	19	64	30	13	113	48	343	391
10:00	1	10	6	1	17	1	29	3	7	33	7	9	4	4	20	5	32	3	7	40	19	110	129
10:15	1	13	8	1	22	3	27	2	3	32	10	10	7	0	27	7	17	4	2	28	6	109	115
10:30	0	8	6	1	14	2	46	1	5	49	2	3	2	2	7	8	29	8	9	45	17	115	132
10:45	4	8	6	0	18	2	17	0	5	19	8	7	5	0	20	3	21	7	3	31	8	88	96
Total	6	39	26	3	71	8	119	6	20	133	27	29	18	6	74	23	99	22	21	144	50	422	472
11:00	2	5	4	1	11	3	26	3	6	32	4	10	1	1	15	3	11	4	3	18	11	76	87
11:15	3	9	6	0	18	3	33	4	8	40	7	6	1	0	14	11	17	6	9	34	17	106	123
11:30	1	5	4	0	10	1	23	2	5	26	5	8	2	1	15	2	15	10	2	27	8	78	86
11:45	1	7	4	2	12	2	26	1	6	29	6	6	2	1	14	4	19	8	5	31	14	86	100
Total	7	26	18	3	51	9	108	10	25	127	22	30	6	3	58	20	62	28	19	110	50	346	396
12:00	3	12	5	3	20	5	35	3	4	43	7	7	3	3	17	5	24	6	3	35	13	115	128
12:15	6	7	8	2	21	6	24	3	3	33	11	7	0	0	18	5	19	12	2	36	7	108	115
12:30	1	10	8	1	19	0	33	4	9	37	11	11	0	0	22	4	24	11	5	39	15	117	132
12:45	1	8	11	3	20	2	29	0	3	31	9	13	2	2	24	7	23	9	2	39	10	114	124
Total	11	37	32	9	80	13	121	10	19	144	38	38	5	5	81	21	90	38	12	149	45	454	499
13:00	1	8	5	1	14	2	27	2	7	31	6	12	5	1	23	5	26	3	4	34	13	102	115
13:15	4	10	4	1	18	4	33	2	4	39	3	15	2	0	20	3	25	3	3	31	8	108	116
13:30	4	11	5	1	20	3	30	2	5	35	2	12	2	0	16	8	27	15	5	50	11	121	132
13:45	7	15	4	2	26	0	0	0	0	0	0	0	0	0	0	10	35	18	6	63	8	89	97
Total	16	44	18	5	78	9	90	6	16	105	11	39	9	1	59	26	113	39	18	178	40	420	460
14:00	3	4	5	2	12	7	32	5	5	44	4	12	3	2	19	7	28	7	7	42	16	117	133
14:15	1	7	7	2	15	5	22	4	3	31	11	12	4	1	27	7	24	8	4	39	10	112	122
14:30	1	7	6	1	14	3	24	4	0	31	7	10	5	1	22	3	34	7	9	44	11	111	122
14:45	3	7	2	1	12	2	29	3	4	34	8	9	4	4	21	12	34	4	7	50	16	117	133
Total	8	25	20	6	53	17	107	16	12	140	30	43	16	8	89	29	120	26	27	175	53	457	510
15:00	1	9	5	0	15	5	27	6	1	38	7	19	4	4	30	8	26	6	0	40	5	123	128
15:15	0	8	7	2	15	2	35	2	4	39	16	24	6	6	46	5	29	5	3	39	15	139	154
15:30	0	6	4	0	10	6	39	4	5	49	18	21	5	4	44	8	38	6	6	52	15	155	170
15:45	0	3	8	0	11	1	50	4	4	55	13	19	5	3	37	14	60	7	1	81	8	184	192
Total	1	26	24	2	51	14	151	16	14	181	54	83	20	17	157	35	153	24	10	212	43	601	644
16:00	0	1	8	0	9	2	29	3	2	34	13	28	6	3	47	6	50	7	5	63	10	153	163
16:15	1	4	4	0	9	5	47	1	4	53	16	19	4	4	39	13	56	7	0	76	8	177	185
16:30	1	4	6	0	11	6	54	1	0	61	25	23	4	3	52	14	46	3	4	63	7	187	194
16:45	2	7	7	0	16	4	39	6	7	49	11	20	6	0	37	6	48	4	5	58	12	160	172
Total	4	16	25	0	45	17	169	11	13	197	65	90	20	10	175	39	200	21	14	260	37	677	714
17:00	6	7	9	1	22	9	54	3	2	66	12	17	9	0	38	16	66	8	4	90	7	216	223
17:15	3	9	8	1	20	5	47	1	5	53	7	20	2	3	29	11	50	6	0	67	9	169	178
17:30	2	2	4	2	8	3	41	5	4	49	10	26	1	2	37	11	43	7	2	61	10	155	165
17:45	1	5	2	0	8	7	41	0	3	48	7	16	6	1	29	5	39	7	4	51	8	136	144
Total	12	23	23	4	58	24	183	9	14	216	36	79	18	6	133	43	198	28	10	269	34	676	710

Anoka County Highway Department
 Traffic Engineering
 Traffic Volume and Turning Movement Stud

File Name : TMC0518
 Site Code : 05180101
 Start Date : 06/27/2005
 Page No : 2

Weather: Sunny and Warm
 Counter: TDC-8
 Counted by: Danielle/Samantha

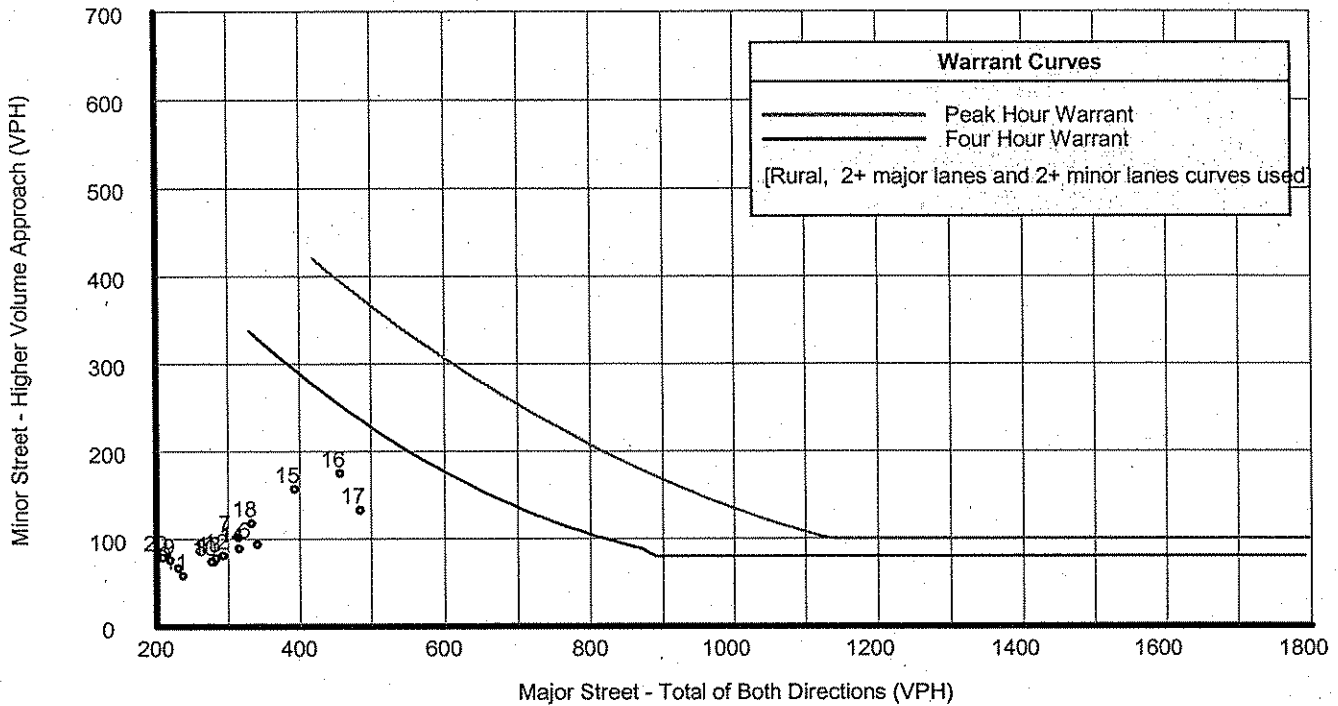
Groups Printed- 1 - Unshifted

Start Time	CSAH 5 Southbound					CSAH 22 Westbound					CSAH 5 Northbound					CSAH 22 Eastbound					Exclu. Total	Inclu. Total	Int. Total
	Left	Thru	Right	Heavy	App. Total	Left	Thru	Right	Heavy	App. Total	Left	Thru	Right	Heavy	App. Total	Left	Thru	Right	Heavy	App. Total			
Factor	1.0	1.0	1.0	1.0		1.0	1.0	1.0	1.0		1.0	1.0	1.0	1.0		1.0	1.0	1.0	1.0				
18:00	1	4	1	0	6	0	34	4	1	38	4	12	4	1	20	6	32	9	1	47	3	111	114
18:15	0	3	5	0	8	0	40	0	3	40	6	24	4	5	34	9	29	6	1	44	9	126	135
18:30	1	2	6	1	9	4	37	4	4	45	11	14	5	1	30	9	28	7	4	44	10	128	138
18:45	0	4	10	1	14	0	32	2	3	34	9	16	9	1	34	14	15	12	1	41	6	123	129
Total	2	13	22	2	37	4	143	10	11	157	30	66	22	8	118	38	104	34	7	176	28	488	516
19:00	1	6	5	0	12	1	28	2	3	31	10	13	1	1	24	6	17	5	3	28	7	95	102
19:15	1	5	7	0	13	1	23	3	2	27	4	14	2	0	20	5	15	3	1	23	3	83	86
19:30	3	9	3	0	15	2	15	1	0	18	8	10	3	0	21	8	24	3	0	35	0	89	89
19:45	0	6	2	0	8	3	17	0	0	20	2	7	2	0	11	4	33	0	0	37	0	76	76
Total	5	26	17	0	48	7	83	6	5	96	24	44	8	1	76	23	89	11	4	123	10	343	353
20:00	1	2	0	0	3	1	14	3	2	18	8	14	5	0	27	5	27	10	2	42	4	90	94
20:15	3	5	9	0	17	5	17	5	0	27	6	10	1	0	17	5	21	8	0	34	0	95	95
20:30	2	4	6	0	12	2	10	0	0	12	2	7	5	0	14	6	13	4	0	23	0	61	61
20:45	4	6	7	0	17	5	21	0	0	26	9	9	3	0	21	7	16	4	0	27	0	91	91
Total	10	17	22	0	49	13	62	8	2	83	25	40	14	0	79	23	77	26	2	126	4	337	341
21:00	3	5	5	0	13	0	12	0	0	12	1	5	3	0	9	7	14	5	0	26	0	60	60
21:15	1	3	3	0	7	3	9	1	0	13	1	9	0	0	10	3	0	0	0	3	0	33	33
21:30	0	0	0	0	0	0	10	1	0	11	1	5	4	0	10	1	0	0	0	1	0	22	22
21:45	2	4	3	0	9	2	10	0	0	12	2	7	2	0	11	3	8	5	0	16	0	48	48
Total	6	12	11	0	29	5	41	2	0	48	5	26	9	0	40	14	22	10	0	46	0	163	163
Grand Total	122	497	368	55	987	177	1918	150	237	2245	436	705	222	96	1363	398	1683	434	219	2515	607	7110	7717
Apprch %	12.4	50.4	37.3			7.9	85.4	6.7			32.0	51.7	16.3			15.8	66.9	17.3					
Total %	1.7	7.0	5.2		13.9	2.5	27.0	2.1		31.6	6.1	9.9	3.1		19.2	5.6	23.7	6.1		35.4	7.9	92.1	

ANOKA COUNTY HIGHWAY PC-WARRANTS TRAFFIC SIGNAL WARRANT ANALYSIS

Study Name : TMC0518
Study Date : 07/05/05
Page No. : 2

Signal Warrants - Summary



Analysis of 8-Hour Volume Warrants:

Hour Begin	Major Total	Higher Minor		War-1A			War-1B			War-1A&B		
		Vol	Dir	Major Crit	Minor Crit	Meets?	Major Crit	Minor Crit	Meets?	Major Crit	Minor Crit	Meets?
00:00	0	0	NB	420-No	140-No	---	630-No	70-No	---	504-No	112-No	---
01:00	0	0	NB	420-No	140-No	---	630-No	70-No	---	504-No	112-No	---
02:00	0	0	NB	420-No	140-No	---	630-No	70-No	---	504-No	112-No	---
03:00	0	0	NB	420-No	140-No	---	630-No	70-No	---	504-No	112-No	---
04:00	0	0	NB	420-No	140-No	---	630-No	70-No	---	504-No	112-No	---
05:00	0	0	NB	420-No	140-No	---	630-No	70-No	---	504-No	112-No	---
06:00	341	94	SB	420-No	140-No	---	630-No	70-Yes	Minor	504-No	112-No	---
07:00	314	102	SB	420-No	140-No	---	630-No	70-Yes	Minor	504-No	112-No	---
08:00	280	74	SB	420-No	140-No	---	630-No	70-Yes	Minor	504-No	112-No	---
09:00	230	67	SB	420-No	140-No	---	630-No	70-No	---	504-No	112-No	---
10:00	277	74	NB	420-No	105-No	---	630-No	52-Yes	Minor	504-No	84-No	---
11:00	237	58	NB	420-No	105-No	---	630-No	52-Yes	Minor	504-No	84-No	---
12:00	293	81	NB	420-No	105-No	---	630-No	52-Yes	Minor	504-No	84-No	---
13:00	283	78	SB	420-No	140-No	---	630-No	70-Yes	Minor	504-No	112-No	---
14:00	315	89	NB	420-No	105-No	---	630-No	52-Yes	Minor	504-No	84-Yes	Minor
15:00	393	157	NB	420-No	105-Yes	Minor	630-No	52-Yes	Minor	504-No	84-Yes	Minor
16:00	457	175	NB	420-Yes	105-Yes	Both	630-No	52-Yes	Minor	504-No	84-Yes	Minor
17:00	485	133	NB	420-Yes	105-Yes	Both	630-No	52-Yes	Minor	504-No	84-Yes	Minor
18:00	333	118	NB	420-No	105-Yes	Minor	630-No	52-Yes	Minor	504-No	84-Yes	Minor
19:00	219	76	NB	420-No	105-No	---	630-No	52-Yes	Minor	504-No	84-No	---
20:00	209	79	NB	420-No	105-No	---	630-No	52-Yes	Minor	504-No	84-No	---
21:00	94	40	NB	420-No	105-No	---	630-No	52-No	---	504-No	84-No	---
22:00	0	0	NB	420-No	140-No	---	630-No	70-No	---	504-No	112-No	---
23:00	0	0	NB	420-No	140-No	---	630-No	70-No	---	504-No	112-No	---

**ANOKA COUNTY HIGHWAY
PC-WARRANTS
TRAFFIC SIGNAL WARRANT ANALYSIS**

Study Name : TMC0518
Study Date : 07/05/05

Multi-Way Stop Warrant Report

Major Street Approaches

Eastbound: CSAH 22
Total Approach Volume: 2,515
Approach Speed: 55

Westbound: CSAH 22
Total Approach Volume: 2,245
Approach Speed: 55

Minor Street Approaches

Northbound: CSAH 5
Total Approach Volume: 1,363

Southbound: CSAH 5
Total Approach Volume: 987

Warrant Summary

Criteria A - Interim Measure	Not Evaluated
If traffic signals are justified, stop signs can be installed as an interim measure.	
Criteria B - Crash Experience	Not Evaluated
Criteria C - Minimum Volumes and Delays	Satisfied
Delay data not evaluated Required volumes reached for 10 hours, 8 are needed	
Criteria D - 80% of Volumes, Delays, and Crashes	Not Evaluated
Delay data not evaluated Required volumes reached for 0 hours, 8 are needed	

Analysis of 8-Hour Volume Warrants:

Time	Major Total	Minor Total	Crit C			Crit D		
			Major	Minor Crit	Meets?	Major Crit	Minor Crit	Meets?
00:00 - 01:00	0	0	210-No	140-No	No	240-No	160-No	No
01:00 - 02:00	0	0	210-No	140-No	No	240-No	160-No	No
02:00 - 03:00	0	0	210-No	140-No	No	240-No	160-No	No
03:00 - 04:00	0	0	210-No	140-No	No	240-No	160-No	No
04:00 - 05:00	0	0	210-No	140-No	No	240-No	160-No	No
05:00 - 06:00	0	0	210-No	140-No	No	240-No	160-No	No
06:00 - 07:00	341	140	210-Yes	140-Yes	Both	240-Yes	160-No	Major
07:00 - 08:00	314	166	210-Yes	140-Yes	Both	240-Yes	160-Yes	Both
08:00 - 09:00	280	142	210-Yes	140-Yes	Both	240-Yes	160-No	Major
09:00 - 10:00	230	113	210-Yes	140-No	Major	240-No	160-No	No
10:00 - 11:00	277	145	210-Yes	140-Yes	Both	240-Yes	160-No	Major
11:00 - 12:00	237	109	210-Yes	140-No	Major	240-No	160-No	No
12:00 - 13:00	293	161	210-Yes	140-Yes	Both	240-Yes	160-Yes	Both
13:00 - 14:00	283	137	210-Yes	140-No	Major	240-Yes	160-No	Major
14:00 - 15:00	315	142	210-Yes	140-Yes	Both	240-Yes	160-No	Major
15:00 - 16:00	393	208	210-Yes	140-Yes	Both	240-Yes	160-Yes	Both
16:00 - 17:00	457	220	210-Yes	140-Yes	Both	240-Yes	160-Yes	Both
17:00 - 18:00	485	191	210-Yes	140-Yes	Both	240-Yes	160-Yes	Both
18:00 - 19:00	333	155	210-Yes	140-Yes	Both	240-Yes	160-No	Major
19:00 - 20:00	219	124	210-Yes	140-No	Major	240-No	160-No	No
20:00 - 21:00	209	128	210-No	140-No	No	240-No	160-No	No
21:00 - 22:00	94	69	210-No	140-No	No	240-No	160-No	No
22:00 - 23:00	0	0	210-No	140-No	No	240-No	160-No	No
23:00 - 00:00	0	0	210-No	140-No	No	240-No	160-No	No

**ANOKA COUNTY HIGHWAY
PC-WARRANTS
TRAFFIC SIGNAL WARRANT ANALYSIS**

Study Name : TMC0518
Study Date : 07/05/05
Page No. : 1

Signal Warrants - Summary

Major Street Approaches

Eastbound: CSAH 22
Number of Lanes: 1
Approach Speed: 55
Total Approach Volume: 2,515

Westbound: CSAH 22
Number of Lanes: 2
Approach Speed: 55
Total Approach Volume: 2,245

Minor Street Approaches

Northbound: CSAH 5
Number of Lanes: 1

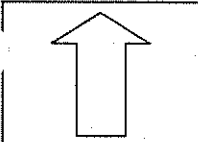
Total Approach Volume: 1,363

Southbound: CSAH 5
Number of Lanes: 2

Total Approach Volume: 987

Warrant Summary (Rural values apply.)

Warrant 1 - Eight Hour Vehicular Volumes	Not Satisfied
Warrant 1A - Minimum Vehicular Volume Not Satisfied Required volumes reached for 2 hours, 8 are needed	
Warrant 1B - Interruption of Continuous Traffic Not Satisfied Required volumes reached for 0 hours, 8 are needed	
Warrant 1 A&B - Combination of Warrants Not Satisfied Required volumes reached for 0 hours, 8 are needed	
Warrant 2 - Four Hour Volumes	Not Satisfied
Number of hours (0) volumes exceed minimum < minimum required (4).	
Warrant 3 - Peak Hour	Not Satisfied
Warrant 3A - Peak Hour Delay Not Satisfied Approach volumes on minor street don't exceed minimums for any hour. Delay data not evaluated.	
Warrant 3B - Peak Hour Volumes Not Satisfied Volumes do not exceed minimums for any hour.	
Warrant 4 - Pedestrian Volumes	Not Evaluated
Warrant 5 - School Crossing	Not Evaluated
Warrant 6 - Coordinated Signal System	Not Evaluated
Warrant 7 - Crash Experience	Not Evaluated
Warrant 8 - Roadway Network	Not Evaluated



COUNT LOCATION:

CSAH 22 (Viking Blvd.)

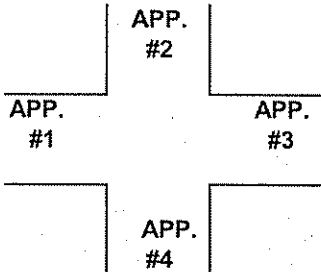
DATE:

06/27/2005

@ CSAH 5 (Nowthen Blvd.)

NORTH

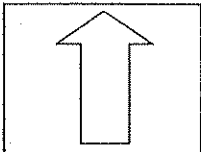
APP.#1 = CSAH 22
APP.#2 = CSAH 5
APP.#3 = CSAH 22
APP.#4 = CSAH 5



- HEAVY VEHICLE- ANY VEHICLE HAVING MORE THAN FOUR TIRES TOUCHING THE PAVEMENT
- A. TRUCKS- A HEAVY VEHICLE INVOLVED PRIMARILY IN THE TRANSPORT OF GOODS OR IN THE DELIVERY OF A SERVICE.
 - B. RV- A HEAVY VEHICLE OPERATED BY A PRIVATE MOTORIST AND INVOLVED IN THE TRANSPORT OF RECREATIONAL EQUIPMENT OR FACILITIES.
 - C. BUSES- A HEAVY VEHICLE INVOLVED IN THE TRANSPORTATION OF GROUPS OF PEOPLE.

TIME	PEDESTRIANS					HEAVY VEHICLES		
	APP. #1	APP. #2	APP. #3	APP. #4	15 MIN TOT	TRUCKS	RV	BUS
6:00-6:15AM						11		
6:15-6:30						12		
6:30-6:45						13		
6:45-7:00						18		
HOURLY TOTAL						HOURLY TOTAL		54
7:00-7:15						10		1
7:15-7:30						13		
7:30-7:45						15	1	
7:45-8:00						17		
HOURLY TOTAL						HOURLY TOTAL		57
8:00-8:15						17		
8:15-8:30						15		
8:30-8:45						12		
8:45-9:00						10		
HOURLY TOTAL						HOURLY TOTAL		54
9:00-9:15						12		
9:15-9:30						9		
9:30-9:45						18		
9:45-10:00						9		
HOURLY TOTAL						HOURLY TOTAL		48
10:00-10:15						18		
10:15-10:30						6		
10:30-10:45						17		
10:45-11:00						8		
HOURLY TOTAL						HOURLY TOTAL		49
11:00-11:15						12		
11:15-11:30						16		
11:30-11:45						8		
11:45-12:00						13		1
HOURLY TOTAL						HOURLY TOTAL		50
12:00-12:15	2				2	13		
12:15-12:30						6	1	
12:30-12:45						15		
12:45-1:00						10		
HOURLY TOTAL					2	HOURLY TOTAL		45
1:00-1:15						12		
1:15-1:30						8		
1:30-1:45						11	1	
1:45-2:00						11		
HOURLY TOTAL						HOURLY TOTAL		43
					TOTAL	2		
							TOTAL	400

1
2
3
4
5
6
7
8
9
10
11
12
13
14
15
16
17
18
19
20
21
22
23
24
25
26
27
28
29
30
31
32



COUNT LOCATION:

CSAH 22 (Viking Blvd.)

DATE:

06/28/2005

@ CSAH 5 (Nowthen Blvd.)

NORTH
APP.#1 = CSAH 22
APP.#2 = CSAH 5
APP.#3 = CSAH 22
APP.#4 = CSAH 5

APP. #2	APP. #3
APP. #1	APP. #4

- HEAVY VEHICLE- ANY VEHICLE HAVING MORE THAN FOUR TIRES TOUCHING THE PAVEMENT
- A. TRUCKS- A HEAVY VEHICLE INVOLVED PRIMARILY IN THE TRANSPORT OF GOODS OR IN THE DELIVERY OF A SERVICE.
 - B. RV- A HEAVY VEHICLE OPERATED BY A PRIVATE MOTORIST AND INVOLVED IN THE TRANSPORT OF RECREATIONAL EQUIPMENT OR FACILITIES.
 - C. BUSES- A HEAVY VEHICLE INVOLVED IN THE TRANSPORTATION OF GROUPS OF PEOPLE.

TIME	PEDESTRIANS					HEAVY VEHICLES		
	APP. #1	APP. #2	APP. #3	APP. #4	15 MIN TOT	TRUCKS	RV	BUS
2:00-2:15PM						16		
2:15-2:30						9	1	
2:30-2:45						11		
2:45-3:00						15		1
HOURLY TOTAL						HOURLY TOTAL		53
3:00-3:15						6		
3:15-3:30						15		
3:30-3:45						15		
3:45-4:00						7		
HOURLY TOTAL						HOURLY TOTAL		43
4:00-4:15						10		
4:15-4:30						8		
4:30-4:45						7		
4:45-5:00						12		
HOURLY TOTAL						HOURLY TOTAL		37
5:00-5:15						7		
5:15-5:30						9		
5:30-5:45	1				1	12		
5:45-6:00						5		
HOURLY TOTAL					1	HOURLY TOTAL		33
6:00-6:15						3		
6:15-6:30						8	1	
6:30-6:45						8		1
6:45-7:00						8		
HOURLY TOTAL						HOURLY TOTAL		29
7:00-7:15						6		
7:15-7:30						1		
7:30-7:45						1		
7:45-8:00								
HOURLY TOTAL						HOURLY TOTAL		8
8:00-8:15						2		1
8:15-8:30								
8:30-8:45								
8:45-9:00								
HOURLY TOTAL						HOURLY TOTAL		3
9:00-9:15								
9:15-9:30								
9:30-9:45								
9:45-10:00								
HOURLY TOTAL						HOURLY TOTAL		
					TOTAL		TOTAL	
					3		606	

1
2
3
4
5
6
7
8
9
10
11
12
13
14
15
16
17
18
19
20
21
22
23
24
25
26
27
28
29
30
31
32