


Date : 07/27/05

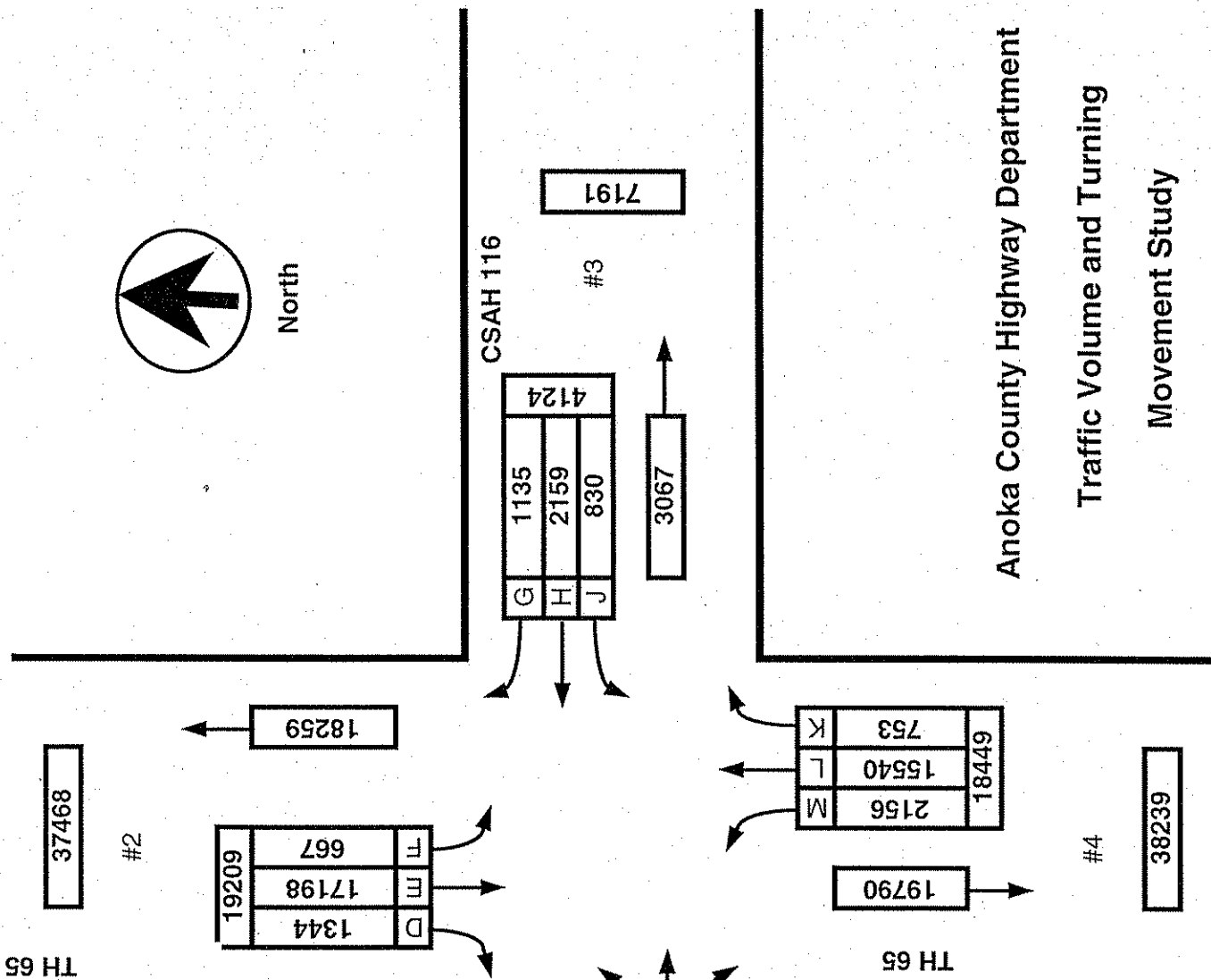
Count Number : TMC0522

Location : CSAH 116 (Bunker Lk. Blvd.)

@ TH 65 (Central Ave.)



North



Anoka County Highway Department  
Traffic Volume and Turning  
Movement Study

	LANES OF APPROACH			TOTAL
	RIGHT TURN LANE	LEFT TURN LANE	THRU LANES	
#1	1	1	1	3
#2	1	1	2	4
#3	1	1	1	3
#4	1	1	2	4

Anoka County Highway Department  
Traffic Engineering  
Traffic Volume and Turning Movement Study

File Name : TMC0522  
Site Code : 05220201  
Start Date : 07/27/2005  
Page No : 1

Weather: Warm and Sunny  
Counter: TDC-8  
Counted by: Danielle/Samantha

Groups Printed- Unshifted

Start Time	TH 65 Southbound					CSAH 116 Westbound					TH 65 Northbound					CSAH 116 Eastbound					Exclu. Total	Inclu. Total	Int. Total
	Left	Thru	Right	Heavy	App. Total	Left	Thru	Right	Heavy	App. Total	Left	Thru	Right	Heavy	App. Total	Left	Thru	Right	Heavy	App. Total			
Factor	1.0	1.0	1.0	1.0		1.0	1.0	1.0	1.0		1.0	1.0	1.0	1.0		1.0	1.0	1.0	1.0				
06:00	11	589	32	15	632	7	14	6	2	27	22	118	9	4	149	11	24	29	3	64	24	872	896
06:15	13	626	36	22	675	19	16	4	3	39	24	113	2	6	139	12	15	31	2	58	33	911	944
06:30	23	594	24	17	641	3	24	4	1	31	28	128	3	3	159	12	33	34	5	79	26	910	936
06:45	8	501	44	10	553	9	25	5	1	39	26	129	11	16	166	6	35	34	2	75	29	833	862
Total	55	2310	136	64	2501	38	79	19	7	136	100	488	25	29	613	41	107	128	12	276	112	3526	3638
07:00	12	600	34	13	646	11	28	6	2	45	16	133	7	7	156	13	35	41	5	89	27	936	963
07:15	12	555	30	12	597	14	73	3	7	90	29	139	10	8	178	16	32	38	0	86	27	951	978
07:30	17	449	33	7	499	15	96	6	1	117	31	134	7	4	172	24	41	52	6	117	18	905	923
07:45	17	501	37	6	555	19	44	8	1	71	31	146	12	11	189	24	27	41	9	92	27	907	934
Total	58	2105	134	38	2297	59	241	23	11	323	107	552	36	30	695	77	135	172	20	384	99	3699	3798
08:00	14	383	25	13	422	9	26	1	2	36	21	132	6	10	159	20	26	27	1	73	26	690	716
08:15	8	340	19	8	367	16	33	4	3	53	39	115	8	9	162	10	24	40	1	74	21	656	677
08:30	19	331	28	14	378	9	27	3	5	39	23	144	8	12	175	18	24	40	5	82	36	674	710
08:45	11	296	12	17	319	2	26	5	3	33	25	132	10	18	167	14	12	27	2	53	40	572	612
Total	52	1350	84	52	1486	36	112	13	13	161	108	523	32	49	663	62	86	134	9	282	123	2592	2715
09:00	15	245	20	22	280	21	13	3	3	37	19	110	3	10	132	21	15	30	3	66	38	515	553
09:15	6	268	23	14	297	13	41	3	5	57	34	130	18	18	182	21	25	32	3	78	40	614	654
09:30	10	244	19	15	273	17	54	8	3	79	31	128	12	16	171	16	14	32	3	62	37	585	622
09:45	5	171	23	11	199	17	73	5	4	95	37	159	5	16	201	12	26	32	4	70	35	565	600
Total	36	928	85	62	1049	68	181	19	15	268	121	527	38	60	686	70	80	126	13	276	150	2279	2429
10:00	5	208	13	15	226	16	61	5	4	82	23	131	9	15	163	26	26	22	3	74	37	545	582
10:15	1	229	22	7	252	15	14	3	2	32	32	147	9	8	188	25	27	33	5	85	22	557	579
10:30	10	228	24	21	262	20	29	12	7	61	27	154	15	7	196	14	14	22	4	50	39	569	608
10:45	8	215	12	13	235	14	32	5	0	51	31	163	14	15	208	17	18	32	2	67	30	561	591
Total	24	880	71	56	975	65	136	25	13	226	113	595	47	45	755	82	85	109	14	276	128	2232	2360
11:00	12	289	12	14	313	12	27	14	11	53	29	156	10	14	195	23	23	29	3	75	42	636	678
11:15	19	287	16	13	322	6	27	11	9	44	26	174	12	12	212	18	15	24	1	57	35	635	670
11:30	17	285	8	14	310	3	12	5	6	20	32	184	14	8	230	26	16	23	5	65	33	625	658
11:45	13	166	19	16	198	9	17	10	11	36	35	163	16	9	214	13	24	26	2	63	38	511	549
Total	61	1027	55	57	1143	30	83	40	37	153	122	677	52	43	851	80	78	102	11	260	148	2407	2555
12:00	11	291	16	8	318	7	23	3	8	33	29	152	10	16	191	18	26	31	3	75	35	617	652
12:15	16	251	20	15	287	13	34	24	5	71	28	158	21	10	207	15	16	30	4	61	34	626	660
12:30	21	259	19	15	299	8	13	10	10	31	26	162	8	8	196	13	24	26	5	63	38	589	627
12:45	10	247	6	8	263	4	24	9	6	37	34	168	11	14	213	12	19	28	4	59	32	572	604
Total	58	1048	61	46	1167	32	94	46	29	172	117	640	50	48	807	58	85	115	16	258	139	2404	2543
13:00	7	231	18	15	256	7	23	5	5	35	36	166	16	12	218	22	17	25	4	64	36	573	609
13:15	15	256	16	16	287	4	19	4	4	27	27	153	8	13	188	24	22	31	3	77	36	579	615
13:30	13	241	12	14	266	6	16	10	6	32	35	178	10	14	223	16	26	31	3	73	37	594	631
13:45	18	231	9	12	258	7	18	5	3	30	34	175	20	8	229	20	23	27	4	70	27	587	614
Total	53	959	55	57	1067	24	76	24	18	124	132	672	54	47	858	82	88	114	14	284	136	2333	2469
14:00	17	404	26	20	447	25	50	30	4	105	35	242	14	8	291	32	21	28	2	81	34	924	958
14:15	10	237	22	19	269	8	15	7	1	30	44	263	5	12	312	23	23	21	4	67	36	678	714
14:30	4	244	24	8	272	12	30	18	5	60	39	292	21	11	352	20	15	19	3	54	27	738	765
14:45	12	233	19	20	264	5	26	11	1	42	29	338	12	8	379	21	22	14	6	57	35	742	777
Total	43	1118	91	67	1252	50	121	66	11	237	147	1135	52	39	1334	96	81	82	15	259	132	3082	3214
15:00	7	198	15	7	220	19	34	28	4	81	43	338	3	14	384	33	18	28	5	79	30	764	794
15:15	5	256	24	17	285	19	38	30	4	87	36	432	13	7	481	32	20	33	4	85	32	938	970
15:30	3	208	10	6	221	8	44	28	1	80	40	354	9	7	403	36	39	21	5	96	19	800	819
15:45	9	235	28	7	272	17	50	53	2	120	61	449	8	8	518	28	30	17	4	75	21	985	1006
Total	24	897	77	37	998	63	166	139	11	368	180	1573	33	36	1786	129	107	99	18	335	102	3487	3589
16:00	13	206	11	11	230	20	68	42	2	130	51	464	9	4	524	57	50	23	0	130	17	1014	1031
16:15	15	221	11	7	247	25	70	59	12	154	44	463	16	14	523	39	33	29	6	101	39	1025	1064
16:30	11	247	34	8	292	23	55	73	4	151	55	459	3	3	517	46	37	12	0	95	15	1055	1070
16:45	11	294	34	11	339	22	62	81	7	165	41	526	13	2	580	56	43	27	1	126	21	1210	1231
Total	50	968	90	37	1108	90	255	255	25	600	191	1912	41	23	2144	198	163	91	7	452	92	4304	4396

Anoka County Highway Department  
 Traffic Engineering  
 Traffic Volume and Turning Movement Study

File Name : TMC0522  
 Site Code : 05220201  
 Start Date : 07/27/2005  
 Page No : 2

Weather: Warm and Sunny  
 Counter: TDC-8  
 Counted by: Danielle/Samantha

Groups Printed- Unshifted

Start Time	TH 65 Southbound					CSAH 116 Westbound					TH 65 Northbound					CSAH 116 Eastbound					Exclu. Total	Inclu. Total	Int. Total
	Left	Thru	Right	Heavy	App. Total	Left	Thru	Right	Heavy	App. Total	Left	Thru	Right	Heavy	App. Total	Left	Thru	Right	Heavy	App. Total			
Factor	1.0	1.0	1.0	1.0		1.0	1.0	1.0	1.0		1.0	1.0	1.0	1.0		1.0	1.0	1.0	1.0				
17:00	13	235	32	1	280	10	59	49	7	118	40	480	11	8	531	59	45	23	2	127	18	1056	1074
17:15	15	277	37	3	329	17	60	80	6	157	59	543	9	9	611	51	36	39	0	126	18	1223	1241
17:30	6	246	28	7	280	32	60	77	4	169	65	501	24	11	590	57	37	33	0	127	22	1166	1188
17:45	6	189	27	5	222	24	57	46	4	127	54	433	20	8	507	51	39	27	1	117	18	973	991
Total	40	947	124	16	1111	83	236	252	21	571	218	1957	64	36	2239	218	157	122	3	497	76	4418	4494
18:00	13	208	29	7	250	10	32	46	5	88	61	410	18	1	489	47	32	27	0	106	13	933	946
18:15	5	219	24	3	248	27	57	21	1	105	57	442	12	2	511	37	30	24	0	91	6	955	961
18:30	5	207	23	0	235	11	42	14	2	67	34	390	15	5	439	30	37	41	3	108	10	849	859
18:45	6	196	15	5	217	27	31	28	0	86	32	351	22	5	405	30	31	33	0	94	10	802	812
Total	29	830	91	15	950	75	162	109	8	346	184	1593	67	13	1844	144	130	125	3	399	39	3539	3578
19:00	3	153	13	1	169	16	34	15	2	65	26	273	22	1	321	29	27	36	1	92	5	647	652
19:15	5	156	13	4	174	18	36	15	0	69	32	298	15	1	345	24	27	36	2	87	7	675	682
19:30	8	178	18	2	204	17	14	4	1	35	36	241	12	2	289	26	44	27	1	97	6	625	631
19:45	9	128	9	5	146	8	16	9	0	33	30	219	14	0	263	18	17	17	0	52	5	494	499
Total	25	615	53	12	693	59	100	43	3	202	124	1031	63	4	1218	97	115	116	4	328	23	2441	2464
20:00	5	156	16	3	177	6	14	10	1	30	34	203	15	1	252	13	20	20	1	53	6	512	518
20:15	6	142	16	2	164	7	24	10	0	41	37	204	17	2	258	35	25	36	1	96	5	559	564
20:30	13	133	24	2	170	6	31	12	0	49	28	250	11	1	289	24	24	23	0	71	3	579	582
20:45	15	145	19	3	179	20	17	9	2	46	27	231	13	0	271	21	24	13	0	58	5	554	559
Total	39	576	75	10	690	39	86	41	3	166	126	888	56	4	1070	93	93	92	2	278	19	2204	2223
21:00	5	171	18	0	194	4	8	6	0	18	20	224	14	0	258	14	16	11	0	41	0	511	511
21:15	3	164	15	0	182	5	8	6	0	19	16	193	12	0	221	13	18	9	0	40	0	462	462
21:30	5	156	13	0	174	6	9	4	0	19	16	184	9	1	209	16	11	7	0	34	1	436	437
21:45	7	149	16	0	172	4	6	5	0	15	14	176	8	0	198	14	12	8	0	34	0	419	419
Total	20	640	62	0	722	19	31	21	0	71	66	777	43	1	886	57	57	35	0	149	1	1828	1829
Grand Total	667	17198	1344	626	19209	830	2159	1135	225	4124	2156	15540	753	507	18449	1584	1647	1762	161	4993	1519	46775	48294
Apprch %	3.5	89.5	7.0			20.1	52.4	27.5			11.7	84.2	4.1			31.7	33.0	35.3					
Total %	1.4	36.8	2.9		41.1	1.8	4.6	2.4		8.8	4.6	33.2	1.6		39.4	3.4	3.5	3.8		10.7	3.1	96.9	

**ANOKA COUNTY HIGHWAY  
PC-WARRANTS  
TRAFFIC SIGNAL WARRANT ANALYSIS**

Study Name : TMC0522  
Study Date : 07/29/05  
Page No. : 1

**Signal Warrants - Summary**

**Major Street Approaches**

**Northbound: TH 65**  
Number of Lanes: 2  
Approach Speed: 60  
Total Approach Volume: 18,449

**Southbound: TH 65**  
Number of Lanes: 2  
Approach Speed: 60  
Total Approach Volume: 19,209

**Minor Street Approaches**

**Eastbound: CSAH 116**  
Number of Lanes: 2  
  
Total Approach Volume: 4,993

**Westbound: CSAH 116**  
Number of Lanes: 2  
  
Total Approach Volume: 4,124

**Warrant Summary (Rural values apply.)**

<b>Warrant 1 - Eight Hour Vehicular Volumes</b> .....	<b>Satisfied</b>
<b>Warrant 1A - Minimum Vehicular Volume</b> ..... Satisfied	
Required volumes reached for 16 hours, 8 are needed	
<b>Warrant 1B - Interruption of Continuous Traffic</b> ..... Satisfied	
Required volumes reached for 16 hours, 8 are needed	
<b>Warrant 1 A&amp;B - Combination of Warrants</b> ..... Satisfied	
Required volumes reached for 16 hours, 8 are needed	
<b>Warrant 2 - Four Hour Volumes</b> .....	<b>Satisfied</b>
Number of hours (16) volumes exceed minimum >= minimum required (4).	
<b>Warrant 3 - Peak Hour</b> .....	<b>Satisfied</b>
<b>Warrant 3A - Peak Hour Delay</b> ..... Satisfied	
Number of hours (61) volumes exceed minimum >= required (1). Delay data not evaluated.	
<b>Warrant 3B - Peak Hour Volumes</b> ..... Satisfied	
Volumes exceed minimums for at least one hour.	
<b>Warrant 4 - Pedestrian Volumes</b> .....	<b>Not Evaluated</b>
<b>Warrant 5 - School Crossing</b> .....	<b>Not Evaluated</b>
<b>Warrant 6 - Coordinated Signal System</b> .....	<b>Not Evaluated</b>
<b>Warrant 7 - Crash Experience</b> .....	<b>Not Evaluated</b>
<b>Warrant 8 - Roadway Network</b> .....	<b>Not Evaluated</b>

# ANOKA COUNTY HIGHWAY

## PC-WARRANTS

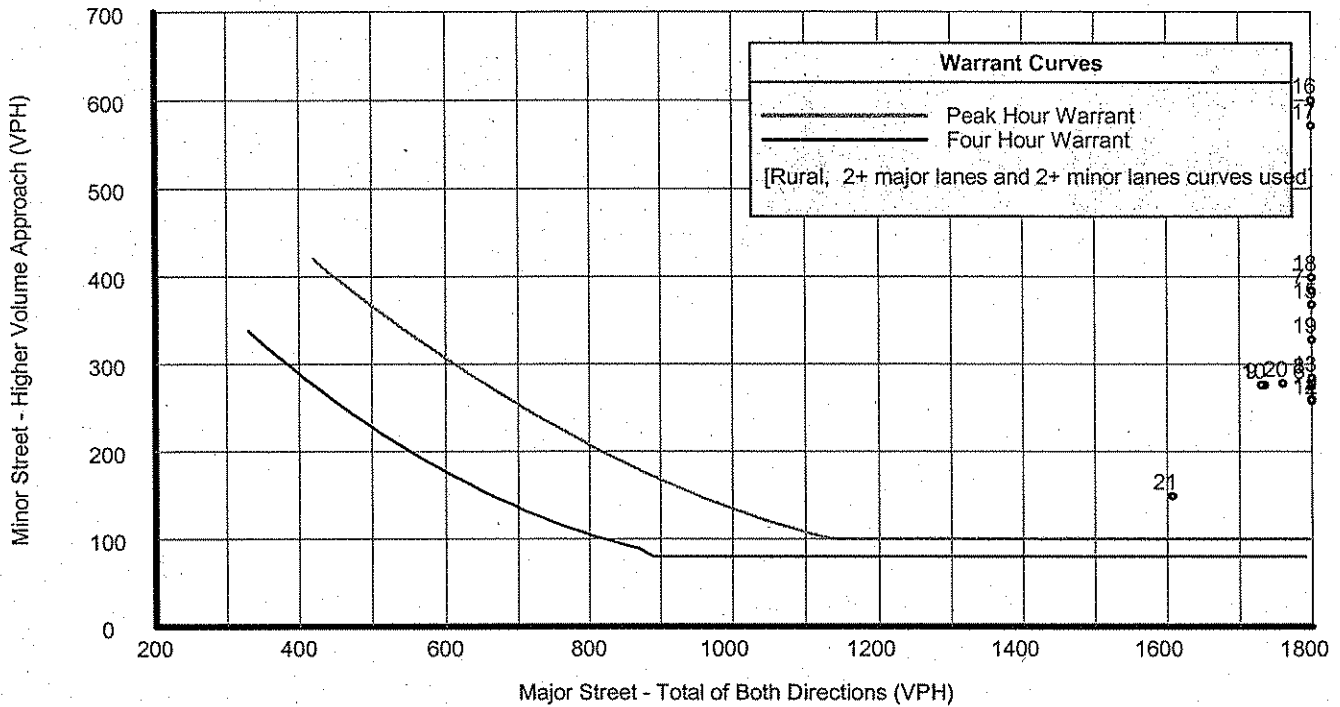
### TRAFFIC SIGNAL WARRANT ANALYSIS

Study Name : TMC0522

Study Date : 07/29/05

Page No. : 2

## Signal Warrants - Summary



### Analysis of 8-Hour Volume Warrants:

Hour Begin	Major Total	Higher Minor		War-1A			War-1B			War-1A&B		
		Vol	Dir	Major Crit	Minor Crit	Meets?	Major Crit	Minor Crit	Meets?	Major Crit	Minor Crit	Meets?
00:00	0	0	EB	420-No	140-No	---	630-No	70-No	---	504-No	112-No	---
01:00	0	0	EB	420-No	140-No	---	630-No	70-No	---	504-No	112-No	---
02:00	0	0	EB	420-No	140-No	---	630-No	70-No	---	504-No	112-No	---
03:00	0	0	EB	420-No	140-No	---	630-No	70-No	---	504-No	112-No	---
04:00	0	0	EB	420-No	140-No	---	630-No	70-No	---	504-No	112-No	---
05:00	0	0	EB	420-No	140-No	---	630-No	70-No	---	504-No	112-No	---
06:00	3,114	276	EB	420-Yes	140-Yes	Both	630-Yes	70-Yes	Both	504-Yes	112-Yes	Both
07:00	2,992	384	EB	420-Yes	140-Yes	Both	630-Yes	70-Yes	Both	504-Yes	112-Yes	Both
08:00	2,149	282	EB	420-Yes	140-Yes	Both	630-Yes	70-Yes	Both	504-Yes	112-Yes	Both
09:00	1,735	276	EB	420-Yes	140-Yes	Both	630-Yes	70-Yes	Both	504-Yes	112-Yes	Both
10:00	1,730	276	EB	420-Yes	140-Yes	Both	630-Yes	70-Yes	Both	504-Yes	112-Yes	Both
11:00	1,994	260	EB	420-Yes	140-Yes	Both	630-Yes	70-Yes	Both	504-Yes	112-Yes	Both
12:00	1,974	258	EB	420-Yes	140-Yes	Both	630-Yes	70-Yes	Both	504-Yes	112-Yes	Both
13:00	1,925	284	EB	420-Yes	140-Yes	Both	630-Yes	70-Yes	Both	504-Yes	112-Yes	Both
14:00	2,586	259	EB	420-Yes	140-Yes	Both	630-Yes	70-Yes	Both	504-Yes	112-Yes	Both
15:00	2,784	368	WB	420-Yes	140-Yes	Both	630-Yes	70-Yes	Both	504-Yes	112-Yes	Both
16:00	3,252	600	WB	420-Yes	140-Yes	Both	630-Yes	70-Yes	Both	504-Yes	112-Yes	Both
17:00	3,350	571	WB	420-Yes	140-Yes	Both	630-Yes	70-Yes	Both	504-Yes	112-Yes	Both
18:00	2,794	399	EB	420-Yes	140-Yes	Both	630-Yes	70-Yes	Both	504-Yes	112-Yes	Both
19:00	1,911	328	EB	420-Yes	140-Yes	Both	630-Yes	70-Yes	Both	504-Yes	112-Yes	Both
20:00	1,760	278	EB	420-Yes	140-Yes	Both	630-Yes	70-Yes	Both	504-Yes	112-Yes	Both
21:00	1,608	149	EB	420-Yes	140-Yes	Both	630-Yes	70-Yes	Both	504-Yes	112-Yes	Both
22:00	0	0	EB	420-No	140-No	---	630-No	70-No	---	504-No	112-No	---
23:00	0	0	EB	420-No	140-No	---	630-No	70-No	---	504-No	112-No	---

**ANOKA COUNTY HIGHWAY  
PC-WARRANTS  
TRAFFIC SIGNAL WARRANT ANALYSIS**

Study Name : TMC0522  
Study Date : 07/29/05

**Multi-Way Stop Warrant Report**

**Major Street Approaches**

**Northbound: TH 65**  
Total Approach Volume: 18,449  
Approach Speed: 60

**Southbound: TH 65**  
Total Approach Volume: 19,209  
Approach Speed: 60

**Minor Street Approaches**

**Eastbound: CSAH 116**  
Total Approach Volume: 4,993

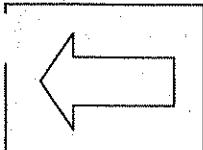
**Westbound: CSAH 116**  
Total Approach Volume: 4,124

**Warrant Summary**

- Criteria A - Interim Measure** ..... Not Evaluated  
If traffic signals are justified, stop signs can be installed as an interim measure.
- Criteria B - Crash Experience** ..... Not Evaluated
- Criteria C - Minimum Volumes and Delays** ..... Satisfied  
Delay data not evaluated  
Required volumes reached for 16 hours, 8 are needed
- Criteria D - 80% of Volumes, Delays, and Crashes** ..... Not Evaluated  
Delay data not evaluated  
Required volumes reached for 0 hours, 8 are needed

**Analysis of 8-Hour Volume Warrants:**

Time	Major Total	Minor Total	Crit C			Crit D		
			Major	Minor Crit	Meets?	Major Crit	Minor Crit	Meets?
00:00 - 01:00	0	0	210-No	140-No	No	240-No	160-No	No
01:00 - 02:00	0	0	210-No	140-No	No	240-No	160-No	No
02:00 - 03:00	0	0	210-No	140-No	No	240-No	160-No	No
03:00 - 04:00	0	0	210-No	140-No	No	240-No	160-No	No
04:00 - 05:00	0	0	210-No	140-No	No	240-No	160-No	No
05:00 - 06:00	0	0	210-No	140-No	No	240-No	160-No	No
06:00 - 07:00	3,114	412	210-Yes	140-Yes	Both	240-Yes	160-Yes	Both
07:00 - 08:00	2,992	707	210-Yes	140-Yes	Both	240-Yes	160-Yes	Both
08:00 - 09:00	2,149	443	210-Yes	140-Yes	Both	240-Yes	160-Yes	Both
09:00 - 10:00	1,735	544	210-Yes	140-Yes	Both	240-Yes	160-Yes	Both
10:00 - 11:00	1,730	502	210-Yes	140-Yes	Both	240-Yes	160-Yes	Both
11:00 - 12:00	1,994	413	210-Yes	140-Yes	Both	240-Yes	160-Yes	Both
12:00 - 13:00	1,974	430	210-Yes	140-Yes	Both	240-Yes	160-Yes	Both
13:00 - 14:00	1,925	408	210-Yes	140-Yes	Both	240-Yes	160-Yes	Both
14:00 - 15:00	2,586	496	210-Yes	140-Yes	Both	240-Yes	160-Yes	Both
15:00 - 16:00	2,784	703	210-Yes	140-Yes	Both	240-Yes	160-Yes	Both
16:00 - 17:00	3,252	1,052	210-Yes	140-Yes	Both	240-Yes	160-Yes	Both
17:00 - 18:00	3,350	1,068	210-Yes	140-Yes	Both	240-Yes	160-Yes	Both
18:00 - 19:00	2,794	745	210-Yes	140-Yes	Both	240-Yes	160-Yes	Both
19:00 - 20:00	1,911	530	210-Yes	140-Yes	Both	240-Yes	160-Yes	Both
20:00 - 21:00	1,760	444	210-Yes	140-Yes	Both	240-Yes	160-Yes	Both
21:00 - 22:00	1,608	220	210-Yes	140-Yes	Both	240-Yes	160-Yes	Both
22:00 - 23:00	0	0	210-No	140-No	No	240-No	160-No	No
23:00 - 00:00	0	0	210-No	140-No	No	240-No	160-No	No



COUNT LOCATION:

CSAH 116 (Bunker Lk. Blvd.) @

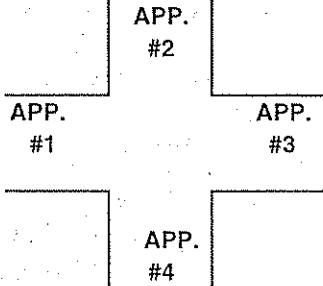
DATE:

07/28/2005

TH 65 (Central Ave.)

NORTH

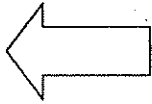
APP.#1= TH 65
APP.#2= CSAH 116
APP.#3= TH 65
APP.#4= CSAH 116



- HEAVY VEHICLE- ANY VEHICLE HAVING MORE THAN FOUR TIRES TOUCHING THE PAVEMENT
- A. TRUCKS- A HEAVY VEHICLE INVOLVED PRIMARILY IN THE TRANSPORT OF GOODS OR IN THE DELIVERY OF A SERVICE.
  - B. RV- A HEAVY VEHICLE OPERATED BY A PRIVATE MOTORIST AND INVOLVED IN THE TRANSPORT OF RECREATIONAL EQUIPMENT OR FACILITIES.
  - C. BUSES- A HEAVY VEHICLE INVOLVED IN THE TRANSPORTATION OF GROUPS OF PEOPLE.

TIME	PEDESTRIANS					HEAVY VEHICLES		
	APP. #1	APP. #2	APP. #3	APP. #4	15 MIN TOT	TRUCKS	RV	BUS
6:00-6:15AM						24		
6:15-6:30						34		1
6:30-6:45						26		3
6:45-7:00						29		
<b>HOURLY TOTAL</b>						<b>HOURLY TOTAL</b>		<b>117</b>
7:00-7:15						24		2
7:15-7:30						25		3
7:30-7:45						17		1
7:45-8:00						25		3
<b>HOURLY TOTAL</b>						<b>HOURLY TOTAL</b>		<b>100</b>
8:00-8:15						24		1
8:15-8:30						23		1
8:30-8:45						31		1
8:45-9:00						40		
<b>HOURLY TOTAL</b>						<b>HOURLY TOTAL</b>		<b>121</b>
9:00-9:15						32		
9:15-9:30						37		1
9:30-9:45						36		1
9:45-10:00						39		2
<b>HOURLY TOTAL</b>						<b>HOURLY TOTAL</b>		<b>148</b>
10:00-10:15						36		3
10:15-10:30						23		1
10:30-10:45						28		7
10:45-11:00						29		2
<b>HOURLY TOTAL</b>						<b>HOURLY TOTAL</b>		<b>129</b>
11:00-11:15						31		5
11:15-11:30						32		3
11:30-11:45						35		
11:45-12:00						36		
<b>HOURLY TOTAL</b>						<b>HOURLY TOTAL</b>		<b>142</b>
12:00-12:15						35		1
12:15-12:30						26		1
12:30-12:45						37		3
12:45-1:00						36		
<b>HOURLY TOTAL</b>						<b>HOURLY TOTAL</b>		<b>139</b>
1:00-1:15						29		1
1:15-1:30						33		1
1:30-1:45						32		
1:45-2:00						30		3
<b>HOURLY TOTAL</b>						<b>HOURLY TOTAL</b>		<b>129</b>
<b>TOTAL</b>						<b>TOTAL</b>		<b>1025</b>

1  
2  
3  
4  
5  
6  
7  
8  
9  
10  
11  
12  
13  
14  
15  
16  
17  
18  
19  
20  
21  
22  
23  
24  
25  
26  
27  
28  
29  
30  
31  
32



COUNT LOCATION:

CSAH 116 (Bunker Lk Blvd.) @ DATE: 07/27/2005

TH 65 (Central Ave.)

NORTH

APP.#1= TH 65

APP.#2= CSAH 116

APP.#3= TH 65

APP.#4= CSAH 116

APP.  
#2

APP.  
#1

APP.  
#3

APP.  
#4

HEAVY VEHICLE- ANY VEHICLE HAVING MORE THAN FOUR TIRES TOUCHING THE PAVEMENT

A. TRUCKS- A HEAVY VEHICLE INVOLVED PRIMARILY IN THE TRANSPORT OF GOODS OR IN THE DELIVERY OF A SERVICE.

B. RV- A HEAVY VEHICLE OPERATED BY A PRIVATE MOTORIST AND INVOLVED IN THE TRANSPORT OF RECREATIONAL EQUIPMENT OR FACILITIES.

C. BUSES- A HEAVY VEHICLE INVOLVED IN THE TRANSPORTATION OF GROUPS OF PEOPLE.

TIME	PEDESTRIANS					HEAVY VEHICLES		
	APP. #1	APP. #2	APP. #3	APP. #4	15 MIN TOT	TRUCKS	RV	BUS
2:00-2:15PM						30		
2:15-2:30						33		
2:30-2:45						24		2
2:45-3:00						36		
<b>HOURLY TOTAL</b>						<b>HOURLY TOTAL</b>		<b>125</b>
3:00-3:15						29		1
3:15-3:30						27		2
3:30-3:45						18		1
3:45-4:00						19		
<b>HOURLY TOTAL</b>						<b>HOURLY TOTAL</b>		<b>97</b>
4:00-4:15						18		
4:15-4:30						37		
4:30-4:45						21		
4:45-5:00						18		
<b>HOURLY TOTAL</b>						<b>HOURLY TOTAL</b>		<b>94</b>
5:00-5:15						18		
5:15-5:30						17		
5:30-5:45						21		
5:45-6:00						18		
<b>HOURLY TOTAL</b>						<b>HOURLY TOTAL</b>		<b>74</b>
6:00-6:15						14		
6:15-6:30						9		
6:30-6:45						8		
6:45-7:00						7		
<b>HOURLY TOTAL</b>						<b>HOURLY TOTAL</b>		<b>38</b>
7:00-7:15						5		
7:15-7:30						6		
7:30-7:45						5		
7:45-8:00						5		
<b>HOURLY TOTAL</b>						<b>HOURLY TOTAL</b>		<b>21</b>
8:00-8:15						5		
8:15-8:30						4		
8:30-8:45						3		
8:45-9:00						5		
<b>HOURLY TOTAL</b>						<b>HOURLY TOTAL</b>		<b>17</b>
9:00-9:15								
9:15-9:30								
9:30-9:45								
9:45-10:00								
<b>HOURLY TOTAL</b>						<b>HOURLY TOTAL</b>		<b>1491</b>
					<b>TOTAL</b>		<b>TOTAL</b>	<b>1491</b>

1  
2  
3  
4  
5  
6  
7  
8  
9  
10  
11  
12  
13  
14  
15  
16  
17  
18  
19  
20  
21  
22  
23  
24  
25  
26  
27  
28  
29  
30  
31  
32