


Date : 08/08/05

Count Number : TMC0527

Location : CSAH 57 (Sunfish Lk. Blvd.)

@ US 10



North

CSAH 57

9823

#2

5116			
1865	D		
203	TH		
3048	TL		

4707

US 10

47591

#3

26055			
2988	G		
22823	H		
244	J		

21536

Sunfish Lk. Blvd.

127	K		
151	L		
68	M		
346			

651

#4

997

24756

#1

44889

20133			
1568	C		
18361	B		
204	A		

US 10

	LANES OF APPROACH			TOTAL
	RIGHT TURN LANE	LEFT TURN LANE	THRU LANES	
#1	1	1	2	4
#2	1	0	1	2
#3	1	1	2	4
#4	1	0	1	2

Anoka County Highway Department  
Traffic Volume and Turning  
Movement Study

Anoka County Highway Department  
 Traffic Engineering  
 Traffic Volume and Turning Movement Stud

File Name : tmc0527  
 Site Code : 05270102  
 Start Date : 08/10/2005  
 Page No : 1

Weather: warm and sunny  
 Counter: TDC-8  
 Counted by: Danielle/Samantha

Groups Printed- Unshifted

Start Time	CSAH 57 Southbound					US 10 Westbound					Sunfish Lk. Blvd. Northbound					US 10 Eastbound					Exclu. Total	Inclu. Total	Int. Total
	Left	Thru	Right	Heavy	App. Total	Left	Thru	Right	Heavy	App. Total	Left	Thru	Right	Heavy	App. Total	Left	Thru	Right	Heavy	App. Total			
	1.0	1.0	1.0	1.0		1.0	1.0	1.0	1.0		1.0	1.0	1.0	1.0		1.0	1.0	1.0	1.0				
06:00	18	2	34	0	54	4	153	16	12	173	1	1	1	0	3	30	296	1	3	327	15	557	572
06:15	16	1	36	0	53	6	142	13	16	161	2	2	2	0	6	31	236	8	2	275	18	495	513
06:30	15	0	35	0	50	2	167	15	15	184	0	2	1	0	3	34	245	5	1	284	16	521	537
06:45	14	0	37	0	51	4	178	16	17	198	1	1	2	0	4	26	246	6	6	278	23	531	554
Total	63	3	142	0	208	16	640	60	60	716	4	6	6	0	16	121	1023	20	12	1164	72	2104	2176
07:00	18	3	34	0	55	1	193	15	23	209	2	0	1	0	3	32	236	9	7	277	30	544	574
07:15	19	5	36	0	60	0	211	21	14	232	1	0	0	0	1	27	246	7	10	280	24	573	597
07:30	30	0	34	0	64	2	224	22	19	248	2	0	1	0	3	31	263	5	12	299	31	614	645
07:45	21	0	35	0	56	6	231	26	15	263	3	0	1	0	4	29	245	2	17	276	32	599	631
Total	88	8	139	0	235	9	859	84	71	952	8	0	3	0	11	119	990	23	46	1132	117	2330	2447
08:00	28	1	36	0	65	3	256	25	11	284	1	0	2	0	3	27	236	6	20	269	31	621	652
08:15	19	3	39	0	61	7	291	31	16	329	2	0	1	0	3	28	289	2	27	319	43	712	755
08:30	16	2	42	0	60	11	322	42	12	375	3	1	1	0	5	26	254	4	27	284	39	724	763
08:45	15	5	41	0	61	2	351	41	18	394	1	2	0	0	3	25	236	3	26	264	44	722	766
Total	78	11	158	0	247	23	1220	139	57	1382	7	3	4	0	14	106	1015	15	100	1136	157	2779	2936
09:00	14	6	40	0	60	1	356	38	21	395	2	0	2	0	4	24	245	2	30	271	51	730	781
09:15	13	3	38	0	54	0	376	34	19	410	0	1	0	0	1	26	298	3	41	327	60	792	852
09:30	16	1	37	0	54	5	398	29	23	432	2	3	1	0	6	24	268	6	52	298	75	790	865
09:45	18	3	36	0	57	0	416	32	15	448	1	0	2	0	3	25	245	4	41	274	56	782	838
Total	61	13	151	0	225	6	1546	133	78	1685	5	4	5	0	14	99	1056	15	164	1170	242	3094	3336
10:00	19	2	35	0	56	8	428	26	18	462	0	1	1	0	2	26	263	8	49	297	67	817	884
10:15	20	3	32	0	55	6	445	25	20	476	1	0	2	0	3	27	289	2	50	318	70	852	922
10:30	21	2	31	0	54	2	462	23	14	487	0	1	0	0	1	28	254	2	51	284	65	826	891
10:45	22	1	30	0	53	1	478	21	13	500	1	2	0	0	3	29	236	5	50	270	63	826	889
Total	82	8	128	0	218	17	1813	95	65	1925	2	4	3	0	9	110	1042	17	200	1169	265	3321	3586
11:00	25	2	29	0	56	2	441	25	17	468	2	0	1	0	3	25	231	6	48	262	65	789	854
11:15	24	0	28	0	52	3	419	19	12	441	3	3	2	0	8	24	235	9	43	268	55	769	824
11:30	26	2	31	0	59	4	394	26	11	424	1	1	0	0	2	26	236	7	42	269	53	754	807
11:45	24	3	32	0	59	1	389	21	15	411	4	0	0	0	4	24	268	8	47	300	62	774	836
Total	99	7	120	0	226	10	1643	91	55	1744	10	4	3	0	17	99	970	30	180	1099	235	3086	3321
12:00	25	2	34	0	61	5	391	20	14	416	2	0	1	0	3	21	269	9	31	299	45	779	824
12:15	27	3	36	0	66	3	382	23	13	408	3	1	3	0	7	32	289	7	51	328	64	809	873
12:30	28	1	35	0	64	6	376	31	19	413	0	1	0	0	1	27	275	6	48	308	67	786	853
12:45	26	2	38	0	66	1	361	22	21	384	2	1	0	0	3	29	286	5	33	320	54	773	827
Total	106	8	143	0	257	15	1510	96	67	1621	7	3	4	0	14	109	1119	27	163	1255	230	3147	3377
13:00	22	1	39	0	62	2	354	19	25	375	1	3	1	0	5	28	254	4	32	286	57	728	785
13:15	23	3	38	0	64	4	316	34	17	354	1	1	3	0	5	25	265	3	31	293	48	716	764
13:30	24	1	42	0	67	6	286	30	23	322	0	1	0	0	1	26	298	5	30	329	53	719	772
13:45	25	2	40	0	67	5	245	28	21	278	2	1	2	0	5	32	287	9	29	328	50	678	728
Total	94	7	159	0	260	17	1201	111	86	1329	4	6	6	0	16	111	1104	21	122	1236	208	2841	3049
14:00	71	45	24	14	140	11	372	81	42	464	2	2	2	0	6	17	292	1	29	310	85	920	1005
14:15	75	1	20	17	96	1	331	71	29	403	1	2	1	0	4	20	325	1	25	346	71	849	920
14:30	91	0	33	13	124	4	365	72	33	441	2	2	4	1	8	19	407	1	40	427	87	1000	1087
14:45	79	1	24	9	104	4	401	83	33	488	1	6	7	1	14	22	359	3	26	384	69	990	1059
Total	316	47	101	53	464	20	1469	307	137	1796	6	12	14	2	32	78	1383	6	120	1467	312	3759	4071
15:00	92	2	24	13	118	6	417	66	30	489	1	6	2	1	9	29	386	1	32	416	76	1032	1108
15:15	71	0	23	3	94	5	439	70	17	514	1	4	5	0	10	14	316	2	27	332	47	950	997
15:30	125	2	39	3	166	2	460	72	32	534	0	4	3	0	7	20	363	0	26	383	61	1090	1151
15:45	77	3	26	6	106	4	437	71	16	512	1	8	2	0	11	24	348	1	24	373	46	1002	1048
Total	365	7	112	25	484	17	1753	279	95	2049	3	22	12	1	37	87	1413	4	109	1504	230	4074	4304

Anoka County Highway Department  
Traffic Engineering  
Traffic Volume and Turning Movement Stud

File Name : tmc0527  
Site Code : 05270102  
Start Date : 08/10/2005  
Page No : 2

Weather: warm and sunny  
Counter: TDC-8  
Counted by: Danielle/Samantha

Groups Printed- Unshifted

Start Time	CSAH 57 Southbound					US 10 Westbound					Sunfish Lk. Blvd. Northbound					US 10 Eastbound					Exclu. Total	Inclu. Total	Int. Total
	Left	Thru	Right	Heavy	App. Total	Left	Thru	Right	Heavy	App. Total	Left	Thru	Right	Heavy	App. Total	Left	Thru	Right	Heavy	App. Total			
Factor	1.0	1.0	1.0	1.0		1.0	1.0	1.0	1.0		1.0	1.0	1.0	1.0		1.0	1.0	1.0	1.0				
16:00	125	0	29	6	154	3	446	74	25	523	1	2	4	1	7	28	380	2	19	410	51	1094	1145
16:15	81	1	20	5	102	5	438	66	26	509	3	3	3	0	9	28	379	0	31	407	62	1027	1089
16:30	93	4	20	10	117	5	463	69	22	537	0	6	1	0	7	24	330	4	19	358	51	1019	1070
16:45	105	4	44	11	153	3	460	77	25	540	1	2	2	1	5	33	387	2	10	422	47	1120	1167
Total	404	9	113	32	526	16	1807	286	98	2109	5	13	10	2	28	113	1476	8	79	1597	211	4260	4471
17:00	63	0	7	3	70	2	452	68	8	522	0	5	0	0	5	6	111	0	10	117	21	714	735
17:15	110	0	30	1	140	6	443	77	18	526	1	4	1	0	6	36	457	1	13	494	32	1166	1198
17:30	149	5	26	1	180	2	462	64	13	528	1	6	2	0	9	24	415	3	8	442	22	1159	1181
17:45	102	5	27	5	134	7	478	71	16	556	0	8	2	0	10	27	405	0	11	432	32	1132	1164
Total	424	10	90	10	524	17	1835	280	55	2132	2	23	5	0	30	93	1388	4	42	1485	107	4171	4278
18:00	85	4	28	0	117	4	473	80	17	557	0	3	10	0	13	27	404	1	15	432	32	1119	1151
18:15	78	6	19	4	103	4	439	80	10	523	1	3	5	0	9	24	366	2	12	392	26	1027	1053
18:30	88	8	17	2	113	7	499	77	13	583	0	3	8	0	11	20	394	1	13	415	28	1122	1150
18:45	76	5	32	0	113	5	475	71	16	551	1	3	3	0	7	34	350	2	11	386	27	1057	1084
Total	327	23	96	6	446	20	1886	308	56	2214	2	12	26	0	40	105	1514	6	51	1625	113	4325	4438
19:00	57	4	23	1	84	2	441	78	18	521	0	0	2	0	2	11	234	1	9	246	28	853	881
19:15	75	2	23	2	100	3	355	97	7	455	1	1	2	0	4	25	306	2	9	333	18	892	910
19:30	63	1	25	0	89	3	343	61	8	407	0	0	0	0	0	30	332	0	9	362	17	858	875
19:45	53	4	24	3	81	6	316	75	9	397	0	9	4	0	13	17	257	0	8	274	20	765	785
Total	248	11	95	6	354	14	1455	311	42	1780	1	10	8	0	19	83	1129	3	35	1215	83	3368	3451
20:00	47	5	25	0	77	2	283	58	9	343	0	7	3	0	10	22	255	2	6	279	15	709	724
20:15	49	2	13	1	64	3	317	53	3	373	0	4	3	0	7	21	205	0	9	226	13	670	683
20:30	38	3	20	0	61	1	293	65	10	359	0	6	4	0	10	18	264	0	4	282	14	712	726
20:45	32	3	17	0	52	2	290	55	4	347	1	1	2	0	4	12	240	1	5	253	9	656	665
Total	166	13	75	1	254	8	1183	231	26	1422	1	18	12	0	31	73	964	3	24	1040	51	2747	2798
21:00	19	6	11	1	36	1	266	36	6	303	0	6	0	0	6	19	180	0	1	199	8	544	552
21:15	38	4	7	0	49	8	244	49	3	301	0	3	2	0	5	14	180	2	1	196	4	551	555
21:30	31	5	11	0	47	7	234	55	6	296	0	0	4	0	4	19	210	0	1	229	7	576	583
21:45	39	3	14	0	56	3	259	37	6	299	1	2	0	0	3	10	205	0	2	215	8	573	581
Total	127	18	43	1	188	19	1003	177	21	1199	1	11	6	0	18	62	775	2	5	839	27	2244	2271
Grand Total	3048	203	1865	134	5116	244	22823	2988	1069	26055	68	151	127	5	346	1568	18361	2042	1452	20133	2660	51650	54310
Apprch %	59.6	4.0	36.5			0.9	87.6	11.5			19.7	43.6	36.7			7.8	91.2	1.0					
Total %	5.9	0.4	3.6		9.9	0.5	44.2	5.8		50.4	0.1	0.3	0.2		0.7	3.0	35.5	0.4		39.0	4.9	95.1	

**ANOKA COUNTY HIGHWAY  
PC-WARRANTS  
TRAFFIC SIGNAL WARRANT ANALYSIS**

Study Name : TMC0527  
Study Date : 09/21/05  
Page No. : 1

**Signal Warrants - Summary**

**Major Street Approaches**

**Eastbound: US 10**  
Number of Lanes: 2  
Approach Speed: 60  
Total Approach Volume: 20,133

**Westbound: US 10**  
Number of Lanes: 2  
Approach Speed: 60  
Total Approach Volume: 26,055

**Minor Street Approaches**

**Northbound: Sunfish Lk. Blvd.**  
Number of Lanes: 2  
Total Approach Volume: 346

**Southbound: CSAH 57**  
Number of Lanes: 2  
Total Approach Volume: 5,116

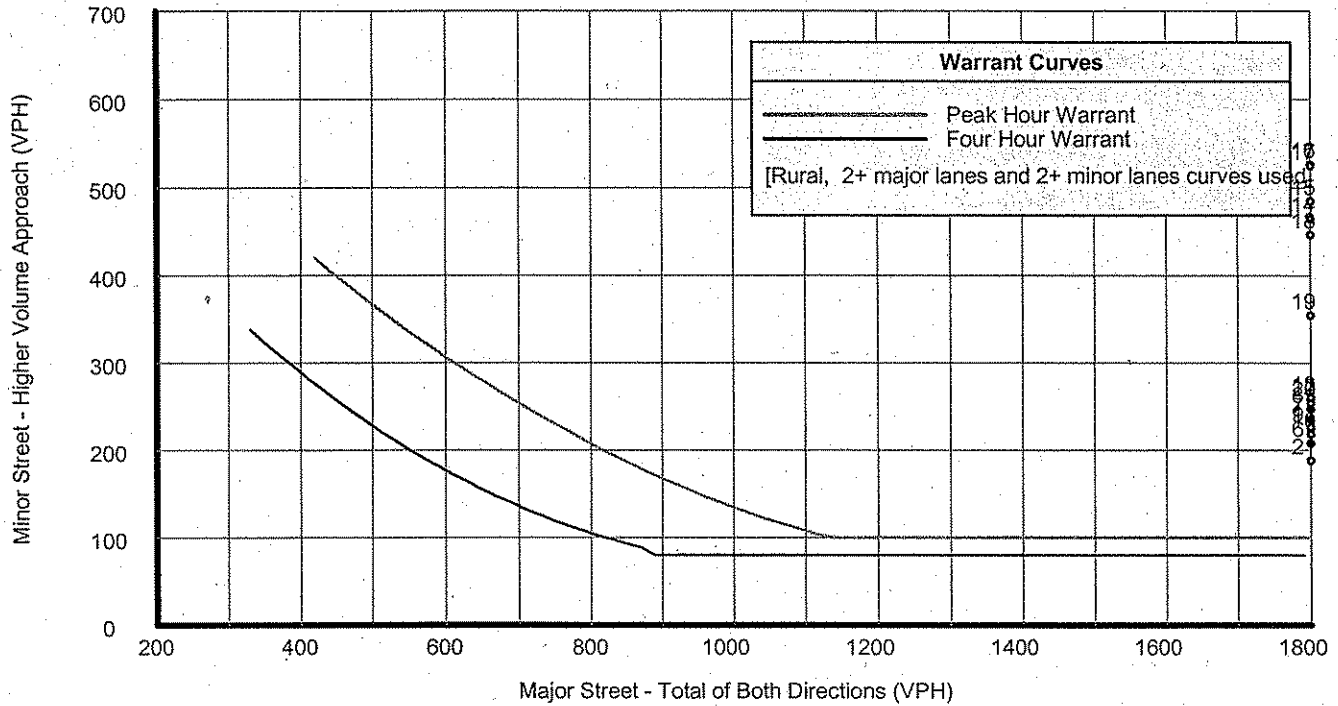
**Warrant Summary (Rural values apply.)**

<b>Warrant 1 - Eight Hour Vehicular Volumes</b> .....	<b>Satisfied</b>
<b>Warrant 1A - Minimum Vehicular Volume</b> .....	<b>Satisfied</b>
Required volumes reached for 16 hours, 8 are needed	
<b>Warrant 1B - Interruption of Continuous Traffic</b> .....	<b>Satisfied</b>
Required volumes reached for 16 hours, 8 are needed	
<b>Warrant 1 A&amp;B - Combination of Warrants</b> .....	<b>Satisfied</b>
Required volumes reached for 16 hours, 8 are needed	
<b>Warrant 2 - Four Hour Volumes</b> .....	<b>Satisfied</b>
Number of hours (16) volumes exceed minimum >= minimum required (4).	
<b>Warrant 3 - Peak Hour</b> .....	<b>Satisfied</b>
<b>Warrant 3A - Peak Hour Delay</b> .....	<b>Satisfied</b>
Number of hours (63) volumes exceed minimum >= required (1). Delay data not evaluated.	
<b>Warrant 3B - Peak Hour Volumes</b> .....	<b>Satisfied</b>
Volumes exceed minimums for at least one hour.	
<b>Warrant 4 - Pedestrian Volumes</b> .....	<b>Not Evaluated</b>
<b>Warrant 5 - School Crossing</b> .....	<b>Not Evaluated</b>
<b>Warrant 6 - Coordinated Signal System</b> .....	<b>Not Evaluated</b>
<b>Warrant 7 - Crash Experience</b> .....	<b>Not Evaluated</b>
<b>Warrant 8 - Roadway Network</b> .....	<b>Not Evaluated</b>

# ANOKA COUNTY HIGHWAY PC-WARRANTS TRAFFIC SIGNAL WARRANT ANALYSIS

Study Name : TMC0527  
Study Date : 09/21/05  
Page No. : 2

## Signal Warrants - Summary



### Analysis of 8-Hour Volume Warrants:

Hour Begin	Major Total	Higher Minor		War-1A			War-1B			War-1A&B		
		Vol	Dir	Major Crit	Minor Crit	Meets?	Major Crit	Minor Crit	Meets?	Major Crit	Minor Crit	Meets?
00:00	0	0	NB	420-No	140-No	---	630-No	70-No	---	504-No	112-No	---
01:00	0	0	NB	420-No	140-No	---	630-No	70-No	---	504-No	112-No	---
02:00	0	0	NB	420-No	140-No	---	630-No	70-No	---	504-No	112-No	---
03:00	0	0	NB	420-No	140-No	---	630-No	70-No	---	504-No	112-No	---
04:00	0	0	NB	420-No	140-No	---	630-No	70-No	---	504-No	112-No	---
05:00	0	0	NB	420-No	140-No	---	630-No	70-No	---	504-No	112-No	---
06:00	1,880	208	SB	420-Yes	140-Yes	Both	630-Yes	70-Yes	Both	504-Yes	112-Yes	Both
07:00	2,084	235	SB	420-Yes	140-Yes	Both	630-Yes	70-Yes	Both	504-Yes	112-Yes	Both
08:00	2,518	247	SB	420-Yes	140-Yes	Both	630-Yes	70-Yes	Both	504-Yes	112-Yes	Both
09:00	2,855	225	SB	420-Yes	140-Yes	Both	630-Yes	70-Yes	Both	504-Yes	112-Yes	Both
10:00	3,094	218	SB	420-Yes	140-Yes	Both	630-Yes	70-Yes	Both	504-Yes	112-Yes	Both
11:00	2,843	226	SB	420-Yes	140-Yes	Both	630-Yes	70-Yes	Both	504-Yes	112-Yes	Both
12:00	2,876	257	SB	420-Yes	140-Yes	Both	630-Yes	70-Yes	Both	504-Yes	112-Yes	Both
13:00	2,565	260	SB	420-Yes	140-Yes	Both	630-Yes	70-Yes	Both	504-Yes	112-Yes	Both
14:00	3,263	464	SB	420-Yes	140-Yes	Both	630-Yes	70-Yes	Both	504-Yes	112-Yes	Both
15:00	3,553	484	SB	420-Yes	140-Yes	Both	630-Yes	70-Yes	Both	504-Yes	112-Yes	Both
16:00	3,706	526	SB	420-Yes	140-Yes	Both	630-Yes	70-Yes	Both	504-Yes	112-Yes	Both
17:00	3,617	524	SB	420-Yes	140-Yes	Both	630-Yes	70-Yes	Both	504-Yes	112-Yes	Both
18:00	3,839	446	SB	420-Yes	140-Yes	Both	630-Yes	70-Yes	Both	504-Yes	112-Yes	Both
19:00	2,995	354	SB	420-Yes	140-Yes	Both	630-Yes	70-Yes	Both	504-Yes	112-Yes	Both
20:00	2,462	254	SB	420-Yes	140-Yes	Both	630-Yes	70-Yes	Both	504-Yes	112-Yes	Both
21:00	2,038	188	SB	420-Yes	140-Yes	Both	630-Yes	70-Yes	Both	504-Yes	112-Yes	Both
22:00	0	0	NB	420-No	140-No	---	630-No	70-No	---	504-No	112-No	---
23:00	0	0	NB	420-No	140-No	---	630-No	70-No	---	504-No	112-No	---

**ANOKA COUNTY HIGHWAY  
PC-WARRANTS  
TRAFFIC SIGNAL WARRANT ANALYSIS**

Study Name : TMC0527  
Study Date : 09/21/05

**Multi-Way Stop Warrant Report**

**Major Street Approaches**

**Eastbound: US 10**  
Total Approach Volume: 20,133  
Approach Speed: 60

**Westbound: US 10**  
Total Approach Volume: 26,055  
Approach Speed: 60

**Minor Street Approaches**

**Northbound: Sunfish Lk. Blvd.**  
Total Approach Volume: 346

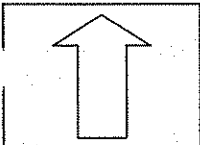
**Southbound: CSAH 57**  
Total Approach Volume: 5,116

**Warrant Summary**

- Criteria A - Interim Measure** ..... Not Evaluated  
If traffic signals are justified, stop signs can be installed as an interim measure.
- Criteria B - Crash Experience** ..... Not Evaluated
- Criteria C - Minimum Volumes and Delays** ..... Satisfied  
Delay data not evaluated  
Required volumes reached for 16 hours, 8 are needed
- Criteria D - 80% of Volumes, Delays, and Crashes** ..... Not Evaluated  
Delay data not evaluated  
Required volumes reached for 0 hours, 8 are needed

**Analysis of 8-Hour Volume Warrants:**

Time	Major Total	Minor Total	Crit C			Crit D		
			Major	Minor Crit	Meets?	Major Crit	Minor Crit	Meets?
00:00 - 01:00	0	0	210-No	140-No	No	240-No	160-No	No
01:00 - 02:00	0	0	210-No	140-No	No	240-No	160-No	No
02:00 - 03:00	0	0	210-No	140-No	No	240-No	160-No	No
03:00 - 04:00	0	0	210-No	140-No	No	240-No	160-No	No
04:00 - 05:00	0	0	210-No	140-No	No	240-No	160-No	No
05:00 - 06:00	0	0	210-No	140-No	No	240-No	160-No	No
06:00 - 07:00	1,880	224	210-Yes	140-Yes	Both	240-Yes	160-Yes	Both
07:00 - 08:00	2,084	246	210-Yes	140-Yes	Both	240-Yes	160-Yes	Both
08:00 - 09:00	2,518	261	210-Yes	140-Yes	Both	240-Yes	160-Yes	Both
09:00 - 10:00	2,855	239	210-Yes	140-Yes	Both	240-Yes	160-Yes	Both
10:00 - 11:00	3,094	227	210-Yes	140-Yes	Both	240-Yes	160-Yes	Both
11:00 - 12:00	2,843	243	210-Yes	140-Yes	Both	240-Yes	160-Yes	Both
12:00 - 13:00	2,876	271	210-Yes	140-Yes	Both	240-Yes	160-Yes	Both
13:00 - 14:00	2,565	276	210-Yes	140-Yes	Both	240-Yes	160-Yes	Both
14:00 - 15:00	3,263	496	210-Yes	140-Yes	Both	240-Yes	160-Yes	Both
15:00 - 16:00	3,553	521	210-Yes	140-Yes	Both	240-Yes	160-Yes	Both
16:00 - 17:00	3,706	554	210-Yes	140-Yes	Both	240-Yes	160-Yes	Both
17:00 - 18:00	3,617	554	210-Yes	140-Yes	Both	240-Yes	160-Yes	Both
18:00 - 19:00	3,839	486	210-Yes	140-Yes	Both	240-Yes	160-Yes	Both
19:00 - 20:00	2,995	373	210-Yes	140-Yes	Both	240-Yes	160-Yes	Both
20:00 - 21:00	2,462	285	210-Yes	140-Yes	Both	240-Yes	160-Yes	Both
21:00 - 22:00	2,038	206	210-Yes	140-Yes	Both	240-Yes	160-Yes	Both
22:00 - 23:00	0	0	210-No	140-No	No	240-No	160-No	No
23:00 - 00:00	0	0	210-No	140-No	No	240-No	160-No	No



COUNT LOCATION:

US 10 @

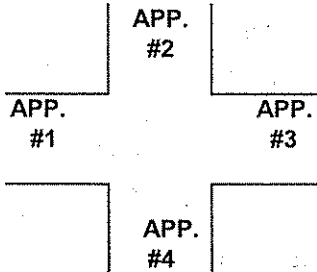
DATE:

08/08/2005

CSAH 57 (Sunfish Lk. Blvd.)

NORTH

APP.#1= US 10
APP.#2= CSAH 57
APP.#3= US 10
APP.#4= Sunfish Lk. Blvd.



HEAVY VEHICLE- ANY VEHICLE HAVING MORE THAN FOUR TIRES TOUCHING THE PAVEMENT

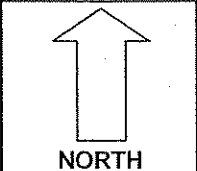
A. TRUCKS- A HEAVY VEHICLE INVOLVED PRIMARILY IN THE TRANSPORT OF GOODS OR IN THE DELIVERY OF A SERVICE.

B. RV- A HEAVY VEHICLE OPERATED BY A PRIVATE MOTORIST AND INVOLVED IN THE TRANSPORT OF RECREATIONAL EQUIPMENT OR FACILITIES.

C. BUSES- A HEAVY VEHICLE INVOLVED IN THE TRANSPORTATION OF GROUPS OF PEOPLE.

TIME	PEDESTRIANS					HEAVY VEHICLES		
	APP. #1	APP. #2	APP. #3	APP. #4	15 MIN TOT	TRUCKS	RV	BUS
6:00-6:15AM						15		
6:15-6:30						18		
6:30-6:45						15	1	
6:45-7:00						22	1	
<b>HOURLY TOTAL</b>						<b>HOURLY TOTAL</b>		<b>72</b>
7:00-7:15						30		
7:15-7:30						24		
7:30-7:45						29	2	
7:45-8:00						32		
<b>HOURLY TOTAL</b>						<b>HOURLY TOTAL</b>		<b>117</b>
8:00-8:15						31		
8:15-8:30						42	1	
8:30-8:45						39		
8:45-9:00						43	1	
<b>HOURLY TOTAL</b>						<b>HOURLY TOTAL</b>		<b>157</b>
9:00-9:15						50	1	
9:15-9:30						60		
9:30-9:45						74	1	
9:45-10:00						56		
<b>HOURLY TOTAL</b>						<b>HOURLY TOTAL</b>		<b>242</b>
10:00-10:15						66	1	
10:15-10:30						69	1	
10:30-10:45						65		
10:45-11:00						63		
<b>HOURLY TOTAL</b>						<b>HOURLY TOTAL</b>		<b>265</b>
11:00-11:15						64	1	
11:15-11:30						55		
11:30-11:45						59		
11:45-12:00						52	1	
<b>HOURLY TOTAL</b>						<b>HOURLY TOTAL</b>		<b>232</b>
12:00-12:15						45		
12:15-12:30						64		
12:30-12:45						66	1	
12:45-1:00						53	1	
<b>HOURLY TOTAL</b>						<b>HOURLY TOTAL</b>		<b>230</b>
1:00-1:15						54	2	
1:15-1:30						48		
1:30-1:45						53		
1:45-2:00						50		
<b>HOURLY TOTAL</b>						<b>HOURLY TOTAL</b>		<b>207</b>
					<b>TOTAL</b>		<b>TOTAL</b>	<b>1522</b>

1  
2  
3  
4  
5  
6  
7  
8  
9  
10  
11  
12  
13  
14  
15  
16  
17  
18  
19  
20  
21  
22  
23  
24  
25  
26  
27  
28  
29  
30  
31  
32



COUNT LOCATION:

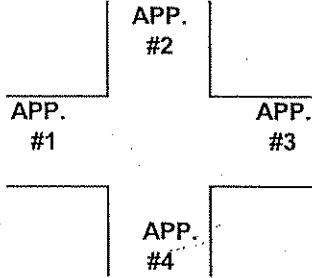
US 10 @

DATE:

08/10/2005

CSAH 57 (Sunfish Lk. Blvd.)

APP.#1= US 10
APP.#2= CSAH 57
APP.#3= US 10
APP.#4= Sunfish Lk. Blvd.



- HEAVY VEHICLE- ANY VEHICLE HAVING MORE THAN FOUR TIRES TOUCHING THE PAVEMENT
- A. TRUCKS- A HEAVY VEHICLE INVOLVED PRIMARILY IN THE TRANSPORT OF GOODS OR IN THE DELIVERY OF A SERVICE.
  - B. RV- A HEAVY VEHICLE OPERATED BY A PRIVATE MOTORIST AND INVOLVED IN THE TRANSPORT OF RECREATIONAL EQUIPMENT OR FACILITIES.
  - C. BUSES- A HEAVY VEHICLE INVOLVED IN THE TRANSPORTATION OF GROUPS OF PEOPLE.

TIME	PEDESTRIANS					HEAVY VEHICLES		
	APP. #1	APP. #2	APP. #3	APP. #4	15 MIN TOT	TRUCKS	RV	BUS
2:00-2:15PM						85		
2:15-2:30						66	5	
2:30-2:45						85	2	
2:45-3:00						67	2	
<b>HOURLY TOTAL</b>						<b>HOURLY TOTAL</b>		<b>312</b>
3:00-3:15						76		
3:15-3:30						46	1	
3:30-3:45						60	1	
3:45-4:00						44	1	1
<b>HOURLY TOTAL</b>						<b>HOURLY TOTAL</b>		<b>230</b>
4:00-4:15						50	1	
4:15-4:30						57	5	
4:30-4:45						48	1	2
4:45-5:00						42	2	2
<b>HOURLY TOTAL</b>						<b>HOURLY TOTAL</b>		<b>210</b>
5:00-5:15						19	2	
5:15-5:30						28	1	3
5:30-5:45						22		
5:45-6:00						29	2	1
<b>HOURLY TOTAL</b>						<b>HOURLY TOTAL</b>		<b>107</b>
6:00-6:15						31		1
6:15-6:30						26		
6:30-6:45						28		
6:45-7:00						27		
<b>HOURLY TOTAL</b>						<b>HOURLY TOTAL</b>		<b>113</b>
7:00-7:15						26		1
7:15-7:30						16		
7:30-7:45						17		
7:45-8:00						19		
<b>HOURLY TOTAL</b>						<b>HOURLY TOTAL</b>		<b>79</b>
8:00-8:15						15		
8:15-8:30						13		
8:30-8:45						14		
8:45-9:00						8	1	
<b>HOURLY TOTAL</b>						<b>HOURLY TOTAL</b>		<b>51</b>
9:00-9:15						8		
9:15-9:30						4		
9:30-9:45						7		
9:45-10:00						8		
<b>HOURLY TOTAL</b>						<b>HOURLY TOTAL</b>		<b>27</b>
<b>TOTAL</b>						<b>TOTAL</b>		<b>2651</b>

1  
2  
3  
4  
5  
6  
7  
8  
9  
10  
11  
12  
13  
14  
15  
16  
17  
18  
19  
20  
21  
22  
23  
24  
25  
26  
27  
28  
29  
30  
31  
32