


Date : 10/04/05

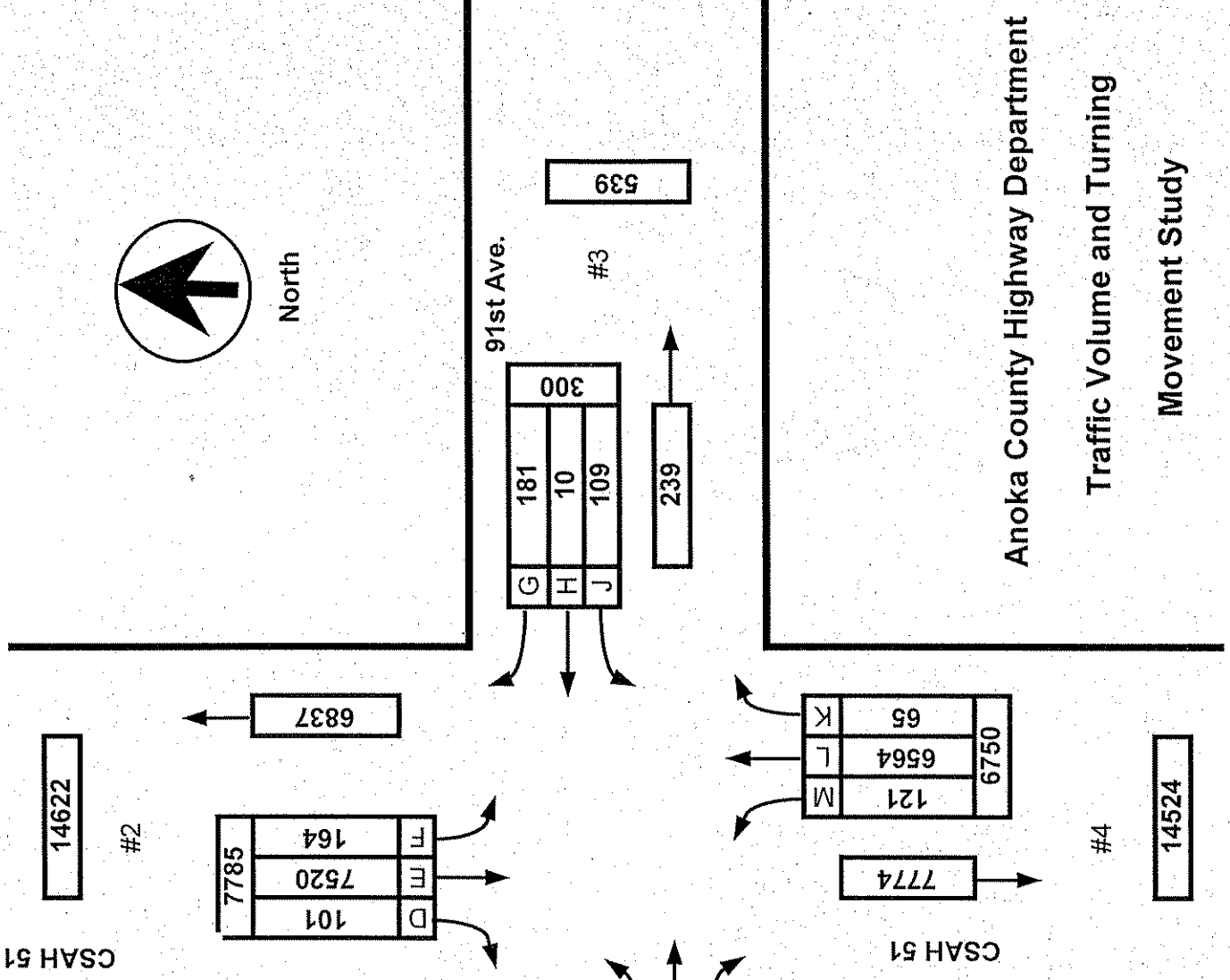
Count Number : TMC0531

Location : CSAH 51 (University Ave.)

@ 91st Ave.



North



	LANES OF APPROACH			TOTAL
	RIGHT TURN LANE	LEFT TURN LANE	THRU LANES	
#1	1	0	1	2
#2	0	0	2	2
#3	0	0	1	1
#4	0	0	2	2

Anoka County Highway Department
Traffic Volume and Turning
Movement Study

Anoka County Highway Department
 Traffic Engineering
 Traffic Volume and Turning Movement Stud

File Name : TMC0531
 Site Code : 05310102
 Start Date : 10/04/2005
 Page No : 1

Weather: Rainy and Mild
 Counter: TDC-8
 Counted by: Josie/Terri

Groups Printed- Unshifted

Start Time	CSAH 51 Southbound					91st Ave. Westbound					CSAH 51 Northbound					91st Ave. Eastbound					Exclu. Total	Inclu. Total	Int. Total
	Left	Thru	Righ t	Hea vy	App. Total	Left	Thru	Righ t	Hea vy	App. Total	Left	Thru	Righ t	Hea vy	App. Total	Left	Thru	Righ t	Hea vy	App. Total			
	1.0	1.0	1.0	1.0		1.0	1.0	1.0	1.0		1.0	1.0	1.0	1.0		1.0	1.0	1.0	1.0				
06:00	0	138	0	1	138	4	1	3	0	8	1	11	0	1	12	2	0	1	0	3	2	161	163
06:15	3	164	2	4	169	1	0	2	0	3	0	19	0	2	19	1	0	1	0	2	6	193	199
06:30	1	205	1	4	207	2	0	2	0	4	1	34	0	2	35	1	0	3	0	4	6	250	256
06:45	6	233	1	3	240	2	0	2	0	4	2	16	0	1	18	2	0	4	0	6	4	268	272
Total	10	740	4	12	754	9	1	9	0	19	4	80	0	6	84	6	0	9	0	15	18	872	890
07:00	4	228	1	4	233	4	0	3	1	7	1	25	0	1	26	3	0	2	0	5	6	271	277
07:15	9	305	0	1	314	3	0	1	1	4	0	27	2	1	29	1	0	2	0	3	3	350	353
07:30	20	265	1	6	286	4	0	2	0	6	0	30	1	3	31	1	1	2	1	4	10	327	337
07:45	6	261	1	6	268	3	0	5	0	8	1	31	0	1	32	3	0	4	0	7	7	315	322
Total	39	1059	3	17	1101	14	0	11	2	25	2	113	3	6	118	8	1	10	1	19	26	1263	1289
08:00	3	174	0	4	177	0	0	1	0	1	1	36	0	1	37	1	0	1	0	2	5	217	222
08:15	3	174	0	8	177	2	0	1	0	3	1	34	0	4	35	6	0	4	1	10	13	225	238
08:30	5	118	5	7	128	3	0	3	0	6	2	37	2	2	41	1	0	3	0	4	9	179	188
08:45	4	99	2	4	105	2	0	3	0	5	4	42	2	3	48	3	0	1	0	4	7	162	169
Total	15	565	7	23	587	7	0	8	0	15	8	149	4	10	161	11	0	9	1	20	34	783	817
09:00	4	116	3	5	123	3	0	2	0	5	3	57	1	4	61	3	0	5	0	8	9	197	206
09:15	0	108	0	4	108	1	0	1	0	2	1	51	0	2	52	1	0	4	0	5	6	167	173
09:30	0	96	2	2	98	1	0	1	0	2	0	55	0	2	55	0	0	1	0	1	4	156	160
09:45	1	86	1	7	88	3	0	2	0	5	2	69	1	3	72	1	0	2	0	3	10	168	178
Total	5	406	6	18	417	8	0	6	0	14	6	232	2	11	240	5	0	12	0	17	29	688	717
10:00	1	108	3	5	112	0	0	3	0	3	0	64	0	3	64	1	0	2	0	3	8	182	190
10:15	1	86	1	4	88	2	0	4	1	6	1	46	2	2	49	1	0	0	0	1	7	144	151
10:30	4	96	0	4	97	5	1	0	0	6	3	83	1	3	87	0	0	5	0	5	7	195	202
10:45	1	90	0	4	91	4	0	3	0	7	3	73	3	2	79	0	0	1	0	1	6	178	184
Total	4	380	4	17	388	11	1	10	1	22	7	266	6	10	279	2	0	8	0	10	28	699	727
11:00	0	126	1	5	127	0	0	3	0	3	1	84	0	4	85	3	0	3	0	6	9	221	230
11:15	1	113	3	3	117	5	0	1	0	6	4	78	1	2	83	2	1	1	0	4	5	210	215
11:30	1	120	1	5	122	0	0	1	0	1	2	104	0	5	106	2	1	5	0	8	10	237	247
11:45	1	109	4	5	114	0	0	4	0	4	2	82	3	5	87	2	0	2	1	4	11	209	220
Total	3	468	9	18	480	5	0	9	0	14	9	348	4	16	361	9	2	11	1	22	35	877	912
12:00	4	110	3	4	117	2	0	4	0	6	3	132	2	8	137	1	1	4	0	6	12	266	278
12:15	2	100	2	6	104	1	0	1	0	2	1	87	1	5	89	5	0	2	0	7	11	202	213
12:30	2	125	1	4	128	3	1	1	1	5	1	80	0	1	81	0	0	3	1	3	7	217	224
12:45	1	122	2	7	125	1	1	1	0	3	3	100	0	3	103	1	0	5	0	6	10	237	247
Total	9	457	8	21	474	7	2	7	1	16	8	399	3	17	410	7	1	14	1	22	40	922	962
13:00	0	128	2	4	130	1	0	1	0	2	1	82	0	4	83	1	0	4	0	5	8	220	228
13:15	3	112	0	2	115	1	1	0	0	2	1	110	1	0	112	1	0	1	0	2	2	231	233
13:30	1	121	2	1	124	0	0	3	0	3	6	124	3	6	133	1	0	4	1	5	8	265	273
13:45	1	117	0	5	118	1	1	3	1	5	2	117	0	2	119	2	0	5	0	7	8	249	257
Total	5	478	4	12	487	3	2	7	1	12	10	433	4	12	447	5	0	14	1	19	26	965	991
14:00	4	94	1	2	99	1	0	0	0	1	2	103	0	5	105	0	1	1	0	2	7	207	214
14:15	2	116	1	4	119	0	0	1	0	1	2	119	0	1	121	1	0	8	0	9	5	250	255
14:30	4	128	4	6	136	3	0	1	0	4	2	144	2	3	148	1	1	1	1	3	10	291	301
14:45	4	111	1	8	116	3	1	7	1	11	3	162	2	1	167	3	0	0	0	3	10	297	307
Total	14	449	7	20	470	7	1	9	1	17	9	528	4	10	541	5	2	10	1	17	32	1045	1077
15:00	5	121	3	5	129	3	0	9	1	12	1	185	2	3	188	1	0	1	0	2	9	331	340
15:15	5	108	2	1	115	0	0	2	0	2	3	166	1	5	170	1	0	1	1	2	7	289	296
15:30	4	125	3	2	132	0	0	6	0	6	1	214	1	3	216	4	0	2	0	6	5	360	365
15:45	2	127	3	2	132	3	0	9	1	12	5	220	1	4	226	1	0	2	0	3	7	373	380
Total	16	481	11	10	508	6	0	26	2	32	10	785	5	15	800	7	0	6	1	13	28	1353	1381
16:00	3	120	3	5	126	2	0	7	0	9	0	229	1	2	230	3	0	4	0	7	7	372	379
16:15	2	145	2	2	149	0	0	5	0	5	3	220	1	0	224	2	0	4	1	6	3	384	387
16:30	6	108	3	1	117	5	1	8	0	14	4	266	1	3	271	1	1	3	0	5	4	407	411
16:45	4	138	6	1	148	2	0	4	0	6	1	253	3	3	257	1	0	1	0	2	4	413	417
Total	15	511	14	9	540	9	1	24	0	34	8	968	6	8	982	7	1	12	1	20	18	1576	1594
17:00	3	141	1	3	145	5	0	7	0	12	3	262	1	3	266	1	0	0	0	1	6	424	430
17:15	1	165	1	0	167	2	0	5	0	7	5	272	3	1	280	1	0	3	0	4	1	458	459
17:30	2	140	3	0	145	2	0	7	0	9	4	284	2	1	290	3	0	5	0	8	1	452	453
17:45	4	149	1	2	154	3	0	3	0	6	4	219	3	1	226	1	0	1	0	2	3	388	391
Total	10	595	6	5	611	12	0	22	0	34	16	1037	9	6	1062	6	0	9	0	15	11	1722	1733

Anoka County Highway Department
 Traffic Engineering
 Traffic Volume and Turning Movement Stud

File Name : TMC0531
 Site Code : 05310102
 Start Date : 10/04/2005
 Page No : 2

Weather: Rainy and Mild
 Counter: TDC-8
 Counted by: Josie/Terri

Groups Printed- Unshifted

Start Time	CSAH 51 Southbound					91st Ave. Westbound					CSAH 51 Northbound					91st Ave. Eastbound					Exclu. Total	Inclu. Total	Int. Total			
	Left	Thru	Right	Heavy	App. Total	Left	Thru	Right	Heavy	App. Total	Left	Thru	Right	Heavy	App. Total	Left	Thru	Right	Heavy	App. Total						
Factor	1.0	1.0	1.0	1.0		1.0	1.0	1.0	1.0		1.0	1.0	1.0	1.0		1.0	1.0	1.0	1.0							
18:00	2	140	2	4	144	2	1	6	0	9	6	178	3	1	187	3	0	3	0	6	5	346	351			
18:15	5	130	2	2	137	5	0	5	0	10	2	194	6	1	202	2	0	2	0	4	3	353	356			
18:30	3	121	4	2	128	1	0	1	0	2	4	184	1	1	189	0	1	4	0	5	3	324	327			
18:45	1	123	3	2	127	1	0	4	0	5	3	150	0	1	153	4	2	4	0	10	3	295	298			
Total	11	514	11	10	536	9	1	16	0	26	15	706	10	4	731	9	3	13	0	25	14	1318	1332			
19:00	4	122	2	4	128	1	0	5	0	6	3	146	0	2	149	0	0	2	0	2	6	285	291			
19:15	2	114	1	0	117	0	0	6	0	6	3	148	1	2	152	0	0	0	0	0	2	275	277			
19:30	1	78	2	0	81	0	0	1	0	1	3	114	3	0	120	3	0	2	0	5	0	207	207			
19:45	1	103	2	2	106	1	1	5	0	7	0	112	1	0	113	2	0	4	0	6	2	232	234			
Total	8	417	7	6	432	2	1	17	0	20	9	520	5	4	534	5	0	8	0	13	10	999	1009			
Grand Total	164	752	101	198	7785	109	10	181	8	300	121	656	65	135	6750	92	10	145	8	247	349	15082	15431			
Apprch %	2.1	96.6	1.3			36.3	3.3	60.3			1.8	97.2	1.0			37.2	4.0	58.7								
Total %	1.1	49.9	0.7		51.6	0.7	0.1	1.2		2.0	0.8	43.5	0.4		44.8	0.6	0.1	1.0		1.6	2.3	97.7				

**ANOKA COUNTY HIGHWAY
PC-WARRANTS
TRAFFIC SIGNAL WARRANT ANALYSIS**

Study Name : TMC0531
Study Date : 10/10/05
Page No. : 1

Signal Warrants - Summary

Major Street Approaches

Northbound: CSAH 51

Number of Lanes: 2
Approach Speed: 35
Total Approach Volume: 6,750

Southbound: CSAH 51

Number of Lanes: 2
Approach Speed: 35
Total Approach Volume: 7,785

Minor Street Approaches

Eastbound: 91st Ave.

Number of Lanes: 2

Total Approach Volume: 247

Westbound: 91st Ave.

Number of Lanes: 1

Total Approach Volume: 300

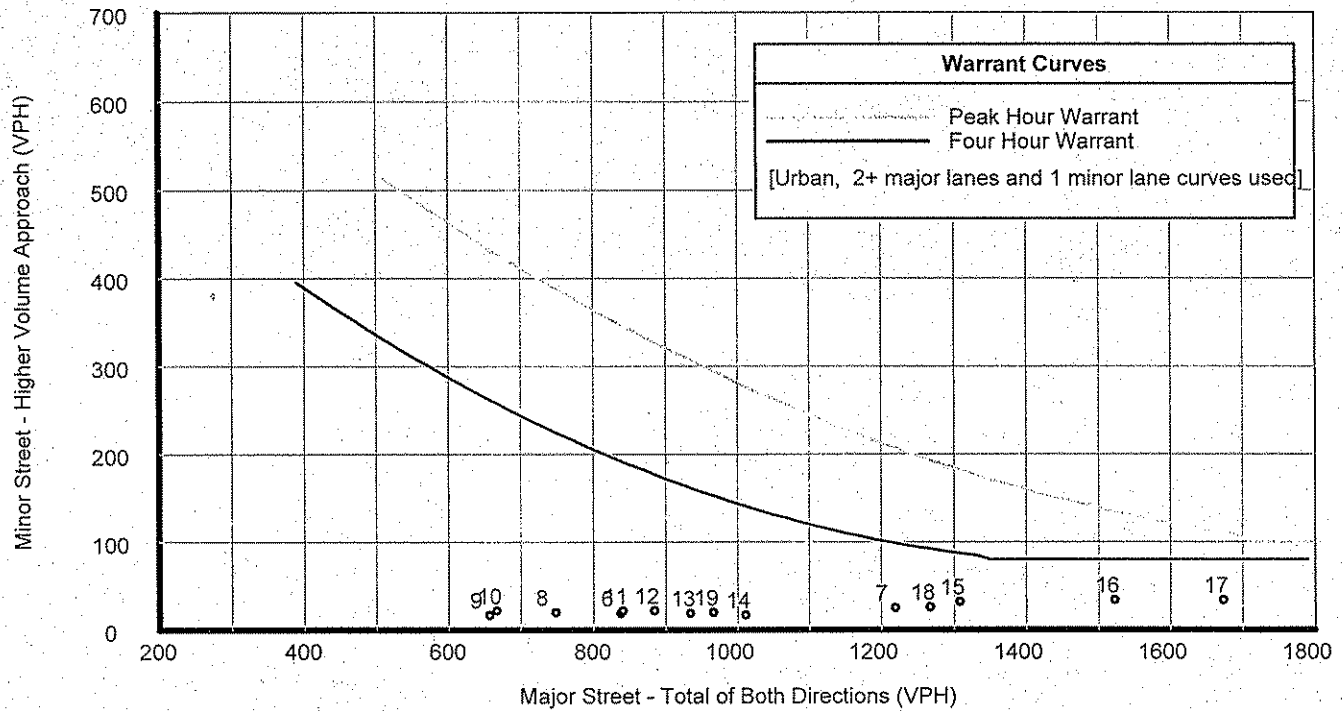
Warrant Summary (Urban values apply.)

Warrant 1 - Eight Hour Vehicular Volumes	Not Satisfied
Warrant 1A - Minimum Vehicular Volume	Not Satisfied
Required volumes reached for 0 hours, 8 are needed	
Warrant 1B - Interruption of Continuous Traffic	Not Satisfied
Required volumes reached for 0 hours, 8 are needed	
Warrant 1 A&B - Combination of Warrants	Not Satisfied
Required volumes reached for 0 hours, 8 are needed	
Warrant 2 - Four Hour Volumes	Not Satisfied
Number of hours (0) volumes exceed minimum < minimum required (4).	
Warrant 3 - Peak Hour	Not Satisfied
Warrant 3A - Peak Hour Delay	Not Satisfied
Approach volumes on minor street don't exceed minimums for any hour. Delay data not evaluated.	
Warrant 3B - Peak Hour Volumes	Not Satisfied
Volumes do not exceed minimums for any hour.	
Warrant 4 - Pedestrian Volumes	Not Evaluated
Warrant 5 - School Crossing	Not Evaluated
Warrant 6 - Coordinated Signal System	Not Evaluated
Warrant 7 - Crash Experience	Not Evaluated
Warrant 8 - Roadway Network	Not Evaluated

ANOKA COUNTY HIGHWAY PC-WARRANTS TRAFFIC SIGNAL WARRANT ANALYSIS

Study Name : TMC0531
Study Date : 10/10/05
Page No. : 2

Signal Warrants - Summary



Analysis of 8-Hour Volume Warrants:

Hour Begin	Major Total	Higher Minor		War-1A			War-1B			War-1A&B		
		Vol	Dir	Major Crit	Minor Crit	Meets?	Major Crit	Minor Crit	Meets?	Major Crit	Minor Crit	Meets?
00:00	0	0	EB	600-No	200-No	---	900-No	100-No	---	720-No	160-No	---
01:00	0	0	EB	600-No	200-No	---	900-No	100-No	---	720-No	160-No	---
02:00	0	0	EB	600-No	200-No	---	900-No	100-No	---	720-No	160-No	---
03:00	0	0	EB	600-No	200-No	---	900-No	100-No	---	720-No	160-No	---
04:00	0	0	EB	600-No	200-No	---	900-No	100-No	---	720-No	160-No	---
05:00	0	0	EB	600-No	200-No	---	900-No	100-No	---	720-No	160-No	---
06:00	838	19	WB	600-Yes	200-No	Major	900-No	100-No	---	720-Yes	160-No	Major
07:00	1,219	25	WB	600-Yes	200-No	Major	900-Yes	100-No	Major	720-Yes	160-No	Major
08:00	748	20	EB	600-Yes	150-No	Major	900-No	75-No	---	720-Yes	120-No	Major
09:00	657	17	EB	600-Yes	150-No	Major	900-No	75-No	---	720-No	120-No	---
10:00	667	22	WB	600-Yes	200-No	Major	900-No	100-No	---	720-No	160-No	---
11:00	841	22	EB	600-Yes	150-No	Major	900-No	75-No	---	720-Yes	120-No	Major
12:00	884	22	EB	600-Yes	150-No	Major	900-No	75-No	---	720-Yes	120-No	Major
13:00	934	19	EB	600-Yes	150-No	Major	900-Yes	75-No	Major	720-Yes	120-No	Major
14:00	1,011	17	EB	600-Yes	200-No	Major	900-Yes	100-No	Major	720-Yes	160-No	Major
15:00	1,308	32	WB	600-Yes	200-No	Major	900-Yes	100-No	Major	720-Yes	160-No	Major
16:00	1,522	34	WB	600-Yes	200-No	Major	900-Yes	100-No	Major	720-Yes	160-No	Major
17:00	1,673	34	WB	600-Yes	200-No	Major	900-Yes	100-No	Major	720-Yes	160-No	Major
18:00	1,267	26	WB	600-Yes	200-No	Major	900-Yes	100-No	Major	720-Yes	160-No	Major
19:00	966	20	WB	600-Yes	200-No	Major	900-Yes	100-No	Major	720-Yes	160-No	Major
20:00	0	0	EB	600-No	200-No	---	900-No	100-No	---	720-No	160-No	---
21:00	0	0	EB	600-No	200-No	---	900-No	100-No	---	720-No	160-No	---
22:00	0	0	EB	600-No	200-No	---	900-No	100-No	---	720-No	160-No	---
23:00	0	0	EB	600-No	200-No	---	900-No	100-No	---	720-No	160-No	---

**ANOKA COUNTY HIGHWAY
PC-WARRANTS
TRAFFIC SIGNAL WARRANT ANALYSIS**

Study Name : TMC0531
Study Date : 10/10/05

Multi-Way Stop Warrant Report

Major Street Approaches

Northbound: CSAH 51
Total Approach Volume: 6,750
Approach Speed: 35

Southbound: CSAH 51
Total Approach Volume: 7,785
Approach Speed: 35

Minor Street Approaches

Eastbound: 91st Ave.
Total Approach Volume: 247

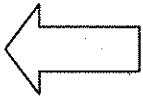
Westbound: 91st Ave.
Total Approach Volume: 300

Warrant Summary

- Criteria A - Interim Measure** Not Evaluated
If traffic signals are justified, stop signs can be installed as an interim measure.
- Criteria B - Crash Experience** Not Evaluated
- Criteria C - Minimum Volumes and Delays** Not Satisfied
Delay data not evaluated
Required volumes reached for 0 hours, 8 are needed
- Criteria D - 80% of Volumes, Delays, and Crashes** Not Evaluated
Delay data not evaluated
Required volumes reached for 0 hours, 8 are needed

Analysis of 8-Hour Volume Warrants:

Time	Major Total	Minor Total	Crit C			Crit D		
			Major	Minor Crit	Meets?	Major Crit	Minor Crit	Meets?
00:00 - 01:00	0	0	300-No	200-No	No	240-No	160-No	No
01:00 - 02:00	0	0	300-No	200-No	No	240-No	160-No	No
02:00 - 03:00	0	0	300-No	200-No	No	240-No	160-No	No
03:00 - 04:00	0	0	300-No	200-No	No	240-No	160-No	No
04:00 - 05:00	0	0	300-No	200-No	No	240-No	160-No	No
05:00 - 06:00	0	0	300-No	200-No	No	240-No	160-No	No
06:00 - 07:00	838	34	300-Yes	200-No	Major	240-Yes	160-No	Major
07:00 - 08:00	1,219	44	300-Yes	200-No	Major	240-Yes	160-No	Major
08:00 - 09:00	748	35	300-Yes	200-No	Major	240-Yes	160-No	Major
09:00 - 10:00	657	31	300-Yes	200-No	Major	240-Yes	160-No	Major
10:00 - 11:00	667	32	300-Yes	200-No	Major	240-Yes	160-No	Major
11:00 - 12:00	841	36	300-Yes	200-No	Major	240-Yes	160-No	Major
12:00 - 13:00	884	38	300-Yes	200-No	Major	240-Yes	160-No	Major
13:00 - 14:00	934	31	300-Yes	200-No	Major	240-Yes	160-No	Major
14:00 - 15:00	1,011	34	300-Yes	200-No	Major	240-Yes	160-No	Major
15:00 - 16:00	1,308	45	300-Yes	200-No	Major	240-Yes	160-No	Major
16:00 - 17:00	1,522	54	300-Yes	200-No	Major	240-Yes	160-No	Major
17:00 - 18:00	1,673	49	300-Yes	200-No	Major	240-Yes	160-No	Major
18:00 - 19:00	1,267	51	300-Yes	200-No	Major	240-Yes	160-No	Major
19:00 - 20:00	966	33	300-Yes	200-No	Major	240-Yes	160-No	Major
20:00 - 21:00	0	0	300-No	200-No	No	240-No	160-No	No
21:00 - 22:00	0	0	300-No	200-No	No	240-No	160-No	No
22:00 - 23:00	0	0	300-No	200-No	No	240-No	160-No	No
23:00 - 00:00	0	0	300-No	200-No	No	240-No	160-No	No



COUNT LOCATION:

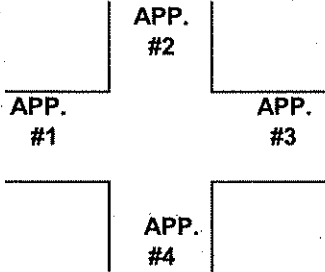
CSAH 51 (University Ave.) @
91st Ave.

DATE:

10/05/2005

NORTH

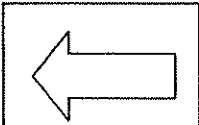
APP.#1= CSAH 51
APP.#2= 91st Ave.
APP.#3= CSAH 51
APP.#4= 91st Ave.



HEAVY VEHICLE- ANY VEHICLE HAVING MORE THAN FOUR TIRES TOUCHING THE PAVEMENT
 A. TRUCKS- A HEAVY VEHICLE INVOLVED PRIMARILY IN THE TRANSPORT OF GOODS OR IN THE DELIVERY OF A SERVICE.
 B. RV- A HEAVY VEHICLE OPERATED BY A PRIVATE MOTORIST AND INVOLVED IN THE TRANSPORT OF RECREATIONAL EQUIPMENT OR FACILITIES.
 C. BUSES- A HEAVY VEHICLE INVOLVED IN THE TRANSPORTATION OF GROUPS OF PEOPLE.

TIME	PEDESTRIANS					HEAVY VEHICLES			
	APP. #1	APP. #2	APP. #3	APP. #4	15 MIN TOT	TRUCKS	RV	BUS	
6:00-6:15AM						1		1	
6:15-6:30						6			
6:30-6:45	1	1			2	5		1	
6:45-7:00						4			
HOURLY TOTAL					2	HOURLY TOTAL		18	
7:00-7:15			1		1	5		1	
7:15-7:30		1			1	3			
7:30-7:45			1		1	8		2	
7:45-8:00						6	1		
HOURLY TOTAL					3	HOURLY TOTAL		26	
8:00-8:15						4		1	
8:15-8:30	1				1	13			
8:30-8:45	1				1	7		2	
8:45-9:00	1				1	5		2	
HOURLY TOTAL					3	HOURLY TOTAL		34	
9:00-9:15	1				1	8		1	
9:15-9:30			2		2	7			
9:30-9:45						3			
9:45-10:00						10			
HOURLY TOTAL					3	HOURLY TOTAL		29	
10:00-10:15				1	1	7		1	
10:15-10:30						7			
10:30-10:45	2	1		1	4	7			
10:45-11:00	2			1	3	5		1	
HOURLY TOTAL					8	HOURLY TOTAL		28	
11:00-11:15						8		1	
11:15-11:30						4		1	
11:30-11:45	1				1	10			
11:45-12:00						8		3	
HOURLY TOTAL					1	HOURLY TOTAL		35	
12:00-12:15						10		2	
12:15-12:30						9		2	
12:30-12:45				1	1	3	1	3	
12:45-1:00		1		1	2	8		2	
HOURLY TOTAL					3	HOURLY TOTAL		40	
1:00-1:15						8		1	
1:15-1:30						1			
1:30-1:45						8			
1:45-2:00						8			
HOURLY TOTAL						HOURLY TOTAL		26	
	TOTAL					23	TOTAL		236

1
2
3
4
5
6
7
8
9
10
11
12
13
14
15
16
17
18
19
20
21
22
23
24
25
26
27
28
29
30
31
32



COUNT LOCATION:

CSAH 51 (University Ave.) @ DATE: 10/04/2005

91st Ave.

NORTH

APP.#1= CSAH 51

APP.#2= 91st Ave.

APP.#3= CSAH 51

APP.#4= 91st Ave.

APP.
#2

APP.
#1

APP.
#3

APP.
#4

- HEAVY VEHICLE- ANY VEHICLE HAVING MORE THAN FOUR TIRES TOUCHING THE PAVEMENT
- A. TRUCKS- A HEAVY VEHICLE INVOLVED PRIMARILY IN THE TRANSPORT OF GOODS OR IN THE DELIVERY OF A SERVICE.
 - B. RV- A HEAVY VEHICLE OPERATED BY A PRIVATE MOTORIST AND INVOLVED IN THE TRANSPORT OF RECREATIONAL EQUIPMENT OR FACILITIES.
 - C. BUSES- A HEAVY VEHICLE INVOLVED IN THE TRANSPORTATION OF GROUPS OF PEOPLE.

TIME	PEDESTRIANS					HEAVY VEHICLES		
	APP. #1	APP. #2	APP. #3	APP. #4	15 MIN TOT	TRUCKS	RV	BUS
2:00-2:15PM						5		2
2:15-2:30		2			2	4		1
2:30-2:45	2	2			4	8		2
2:45-3:00		3		1	4	3		7
HOURLY TOTAL					10	HOURLY TOTAL		32
3:00-3:15						7		2
3:15-3:30						5		2
3:30-3:45						3		2
3:45-4:00		2			2	3		3
HOURLY TOTAL					2	HOURLY TOTAL		27
4:00-4:15						2		5
4:15-4:30								2
4:30-4:45						4		
4:45-5:00			3		3	3		2
HOURLY TOTAL					3	HOURLY TOTAL		18
5:00-5:15		3	1	6	10	3		1
5:15-5:30		3			3	1		
5:30-5:45								1
5:45-6:00	1	1		1	3	1		2
HOURLY TOTAL					16	HOURLY TOTAL		9
6:00-6:15	2			1	3	4		1
6:15-6:30		3			3	2		1
6:30-6:45						3		
6:45-7:00						1		2
HOURLY TOTAL					6	HOURLY TOTAL		14
7:00-7:15				1	1	5		1
7:15-7:30						1		1
7:30-7:45	1		1	1	3			
7:45-8:00						2		
HOURLY TOTAL					4	HOURLY TOTAL		10
					TOTAL		TOTAL	346

1
2
3
4
5
6
7
8
9
10
11
12
13
14
15
16
17
18
19
20
21
22
23
24