


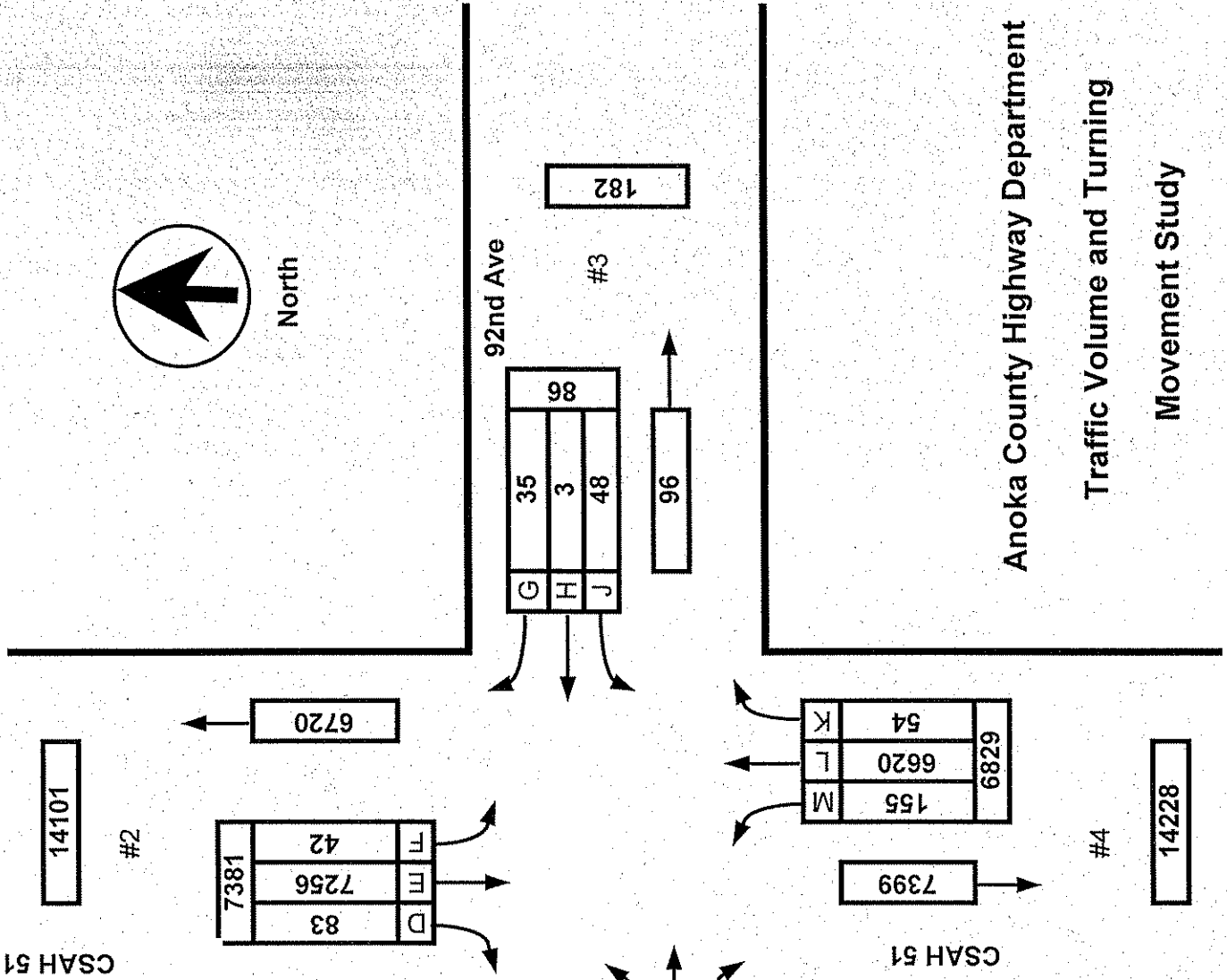
Date : 10/13/05

Count Number : TMC0534

Location : CSAH 51 (University Ave.) @  
92nd Ave/South Access Woodland Apts.



North



	LANES OF APPROACH			TOTAL
	RIGHT TURN LANE	LEFT TURN LANE	THRU LANES	
#1	0	0	1	1
#2	0	0	2	2
#3	0	0	1	1
#4	0	0	2	2

Anoka County Highway Department  
Traffic Volume and Turning  
Movement Study

Anoka County Highway Department  
 Traffic Engineering  
 Traffic Volume and Turning Movement Stud

File Name : TMC0534  
 Site Code : 05340101  
 Start Date : 10/13/2005  
 Page No : 1

Weather: Clear and Mild  
 Counter: TDC-8  
 Counted by: Josie/Terri

Groups Printed- Unshifted

Start Time	CSAH 51 Southbound					92nd Ave Westbound					CSAH 51 Northbound					South Apt. Access Eastbound					Exclu. Total	Inclu. Total	Int. Total
	Left	Thru	Right	Heavy	App. Total	Left	Thru	Right	Heavy	App. Total	Left	Thru	Right	Heavy	App. Total	Left	Thru	Right	Heavy	App. Total			
Factor	1.0	1.0	1.0	1.0		1.0	1.0	1.0	1.0		1.0	1.0	1.0	1.0		1.0	1.0	1.0	1.0				
06:00	0	96	0	4	96	1	0	0	0	1	0	35	0	4	35	2	0	1	0	3	8	135	143
06:15	0	166	1	2	167	0	0	0	0	0	1	23	0	0	24	0	0	0	0	0	2	191	193
06:30	0	174	0	2	174	1	0	1	0	2	1	16	0	0	17	0	0	1	0	1	2	194	196
06:45	0	222	1	6	223	1	0	0	0	1	0	30	0	1	30	3	0	1	0	4	7	258	265
Total	0	658	2	14	660	3	0	1	0	4	2	104	0	5	106	5	0	3	0	8	19	778	797
07:00	2	253	1	8	256	1	0	1	0	2	1	27	1	6	29	0	0	7	1	7	15	294	309
07:15	0	281	0	12	281	0	0	0	0	0	1	40	0	3	41	2	0	2	0	4	15	326	341
07:30	0	224	1	3	225	2	0	1	0	3	1	40	0	7	41	1	0	1	0	2	10	271	281
07:45	0	249	1	6	250	0	0	1	0	1	1	48	0	3	49	2	0	3	0	5	9	305	314
Total	2	1007	3	29	1012	3	0	3	0	6	4	155	1	19	160	5	0	13	1	18	49	1196	1245
08:00	0	171	1	9	172	2	0	1	0	3	4	36	2	5	42	0	0	2	1	2	15	219	234
08:15	0	135	1	1	136	0	0	1	0	1	1	46	0	10	47	0	0	2	0	2	11	186	197
08:30	1	112	0	3	113	0	0	1	0	1	0	35	0	1	35	1	0	0	0	1	4	150	154
08:45	0	138	1	13	139	1	0	0	0	1	0	34	0	3	34	1	0	0	0	1	16	175	191
Total	1	556	3	26	560	3	0	3	0	6	5	151	2	19	158	2	0	4	1	6	46	730	776
09:00	1	129	0	7	130	1	0	0	0	1	0	53	1	8	54	4	0	0	1	4	16	189	205
09:15	0	124	0	4	124	0	0	0	0	0	1	49	0	2	50	0	0	2	1	2	7	176	183
09:30	0	101	0	8	101	0	0	0	0	0	2	59	0	4	61	0	0	2	0	2	12	164	176
09:45	2	104	0	2	106	1	0	0	0	1	3	66	0	6	69	0	0	0	0	0	8	176	184
Total	3	458	0	21	461	2	0	0	0	2	6	227	1	20	234	4	0	4	2	8	43	705	748
10:00	1	91	1	3	93	2	0	0	0	2	4	72	4	10	80	0	0	1	0	1	13	176	189
10:15	0	110	1	12	111	1	0	0	0	1	0	60	0	3	60	1	0	1	0	2	15	174	189
10:30	0	91	0	9	91	1	0	0	1	1	2	83	1	9	86	2	0	3	0	5	19	183	202
10:45	0	113	2	7	115	2	0	0	0	2	3	90	0	7	93	1	0	2	1	3	15	213	228
Total	1	405	4	31	410	6	0	0	1	6	9	305	5	29	319	4	0	7	1	11	62	746	808
11:00	0	122	4	7	126	2	3	1	0	6	2	90	0	5	92	0	0	0	0	0	12	224	236
11:15	1	88	0	3	89	1	0	0	0	1	2	107	1	8	110	0	0	4	0	4	11	204	215
11:30	0	107	2	8	109	0	0	0	0	0	1	88	0	3	89	1	0	4	0	5	11	203	214
11:45	0	100	1	11	101	0	0	0	0	0	5	97	3	3	105	3	0	1	0	4	14	210	224
Total	1	417	7	29	425	3	3	1	0	7	10	382	4	19	396	4	0	9	0	13	48	841	889
12:00	1	100	1	4	102	0	0	0	0	0	6	102	0	6	108	0	0	1	0	1	10	211	221
12:15	1	104	1	4	106	1	0	0	0	1	1	97	0	3	98	1	0	2	0	3	7	208	215
12:30	1	108	2	5	111	2	0	3	0	5	1	97	1	1	99	2	0	2	1	4	7	219	226
12:45	0	132	1	3	133	1	0	0	0	1	3	111	4	4	118	1	0	1	0	2	7	254	261
Total	3	444	5	16	452	4	0	3	0	7	11	407	5	14	423	4	0	6	1	10	31	892	923
13:00	1	105	3	4	109	0	0	0	0	0	0	109	0	3	109	0	0	1	0	1	7	219	226
13:15	0	103	4	5	107	0	0	1	0	1	2	96	1	0	99	2	0	2	0	4	5	211	216
13:30	0	116	4	3	120	1	0	0	0	1	4	86	1	3	91	0	0	0	0	0	6	212	218
13:45	0	140	2	5	142	2	0	1	0	3	3	91	3	2	97	1	0	0	0	1	7	243	250
Total	1	464	13	17	478	3	0	2	0	5	9	382	5	8	396	3	0	3	0	6	25	885	910
14:00	0	98	1	4	99	1	0	0	0	1	2	122	1	3	125	0	0	2	0	2	7	227	234
14:15	1	95	0	2	96	1	0	0	0	1	4	140	1	4	145	2	0	3	0	5	6	247	253
14:30	0	97	1	2	98	1	0	1	0	2	5	132	2	4	139	2	0	2	1	4	7	243	250
14:45	0	141	1	12	142	0	0	0	0	0	4	129	2	6	135	1	0	4	1	5	19	282	301
Total	1	431	3	20	435	3	0	1	0	4	15	523	6	17	544	5	0	11	2	16	39	999	1038
15:00	2	102	2	0	106	0	0	3	0	3	5	207	2	6	214	1	0	2	0	3	6	326	332
15:15	1	115	0	3	116	2	0	0	0	2	7	188	1	5	196	2	0	0	0	2	8	316	324
15:30	1	137	2	4	140	2	0	2	0	4	2	232	1	2	235	0	0	0	0	0	6	379	385
15:45	3	123	1	3	127	1	0	0	0	1	5	221	1	4	227	4	0	1	0	5	7	360	367
Total	7	477	5	10	489	5	0	5	0	10	19	848	5	17	872	7	0	3	0	10	27	1381	1408
16:00	2	129	1	4	132	0	0	1	0	1	5	222	1	7	228	1	0	1	0	2	13	363	376
16:15	1	123	4	1	128	1	0	2	0	3	4	226	1	2	231	3	0	1	1	4	4	366	370
16:30	1	138	2	1	141	0	0	0	0	0	1	274	2	2	277	3	0	3	0	6	3	424	427
16:45	0	163	6	2	169	0	0	0	0	0	5	265	0	2	270	3	0	1	0	4	4	443	447
Total	4	553	13	8	570	1	0	3	0	4	15	987	4	13	1006	10	0	6	3	16	24	1596	1620
17:00	3	128	2	3	133	3	0	1	0	4	4	274	2	4	280	0	0	1	0	1	7	418	425
17:15	1	131	4	1	136	1	0	0	0	1	4	265	1	5	270	2	0	1	1	3	7	410	417
17:30	0	129	0	3	129	1	0	1	0	2	10	259	2	0	271	1	0	2	0	3	3	405	408
17:45	3	116	2	2	121	1	0	1	0	2	6	222	2	2	230	3	0	6	0	9	4	362	366
Total	7	504	8	9	519	6	0	3	0	9	24	1020	7	11	1051	6	0	10	1	16	21	1595	1616

Anoka County Highway Department  
 Traffic Engineering  
 Traffic Volume and Turning Movement Stud

File Name : TMC0534  
 Site Code : 05340101  
 Start Date : 10/13/2005  
 Page No : 2

Weather: Clear and Mild  
 Counter: TDC-8  
 Counted by: Josie/Terri

Groups Printed- Unshifted

Start Time	CSAH 51 Southbound					92nd Ave Westbound					CSAH 51 Northbound					South Apt. Access Eastbound					Exclu. Total	Inclu. Total	Int. Total			
	Left	Thru	Right	Heavy	App. Total	Left	Thru	Right	Heavy	App. Total	Left	Thru	Right	Heavy	App. Total	Left	Thru	Right	Heavy	App. Total						
Factor	1.0	1.0	1.0	1.0		1.0	1.0	1.0	1.0		1.0	1.0	1.0	1.0		1.0	1.0	1.0	1.0							
18:00	0	129	0	3	129	1	0	1	0	2	3	173	1	2	177	1	0	2	0	3	5	311	316			
18:15	1	148	1	4	150	0	0	1	0	1	3	183	1	2	187	1	0	3	0	4	6	342	348			
18:30	0	112	3	1	115	1	0	1	0	2	2	144	2	1	148	0	0	2	0	2	2	267	269			
18:45	1	124	3	1	128	1	0	0	0	1	6	140	2	2	148	1	0	0	0	1	3	278	281			
Total	2	513	7	9	522	3	0	3	0	6	14	640	6	7	660	3	0	7	0	10	16	1198	1214			
19:00	3	127	4	0	134	0	0	3	0	3	5	118	1	1	124	1	0	4	0	5	1	266	267			
19:15	1	85	2	1	88	0	0	0	0	0	2	116	1	2	119	0	0	3	0	3	3	210	213			
19:30	4	82	1	1	87	1	0	3	1	4	2	146	0	0	148	1	0	0	0	1	2	240	242			
19:45	1	75	3	0	79	2	0	1	0	3	3	109	1	0	113	1	0	2	0	3	0	198	198			
Total	9	369	10	2	388	3	0	7	1	10	12	489	3	3	504	3	0	9	0	12	6	914	920			
Grand Total	42	725	83	241	7381	48	3	35	2	86	155	662	54	201	6829	65	0	95	12	160	456	14456	14912			
Apprch %	0.6	98.3	1.1			55.8	3.5	40.7			2.3	96.9	0.8			40.6	0.0	59.4								
Total %	0.3	50.2	0.6		51.1	0.3	0.0	0.2		0.6	1.1	45.8	0.4		47.2	0.4	0.0	0.7		1.1	3.1	96.9				

**ANOKA COUNTY HIGHWAY  
PC-WARRANTS  
TRAFFIC SIGNAL WARRANT ANALYSIS**

Study Name : TMC0534  
Study Date : 11/15/05  
Page No. : 1

**Signal Warrants - Summary**

**Major Street Approaches**

**Northbound: CSAH 51**  
Number of Lanes: 2  
Approach Speed: 45  
Total Approach Volume: 6,829

**Southbound: CSAH 51**  
Number of Lanes: 2  
Approach Speed: 45  
Total Approach Volume: 7,381

**Minor Street Approaches**

**Eastbound: South Apt. Access**  
Number of Lanes: 1  
Total Approach Volume: 160

**Westbound: 92nd Ave**  
Number of Lanes: 1  
Total Approach Volume: 86

**Warrant Summary (Rural values apply.)**

<b>Warrant 1 - Eight Hour Vehicular Volumes</b> .....	Not Satisfied
<b>Warrant 1A - Minimum Vehicular Volume</b> .....	Not Satisfied
Required volumes reached for 0 hours, 8 are needed	
<b>Warrant 1B - Interruption of Continuous Traffic</b> .....	Not Satisfied
Required volumes reached for 0 hours, 8 are needed.	
<b>Warrant 1 A&amp;B - Combination of Warrants</b> .....	Not Satisfied
Required volumes reached for 0 hours, 8 are needed	
<b>Warrant 2 - Four Hour Volumes</b> .....	Not Satisfied
Number of hours (0) volumes exceed minimum < minimum required (4).	
<b>Warrant 3 - Peak Hour</b> .....	Not Satisfied
<b>Warrant 3A - Peak Hour Delay</b> .....	Not Satisfied
Approach volumes on minor street don't exceed minimums for any hour. Delay data not evaluated.	
<b>Warrant 3B - Peak Hour Volumes</b> .....	Not Satisfied
Volumes do not exceed minimums for any hour.	
<b>Warrant 4 - Pedestrian Volumes</b> .....	Not Evaluated
<b>Warrant 5 - School Crossing</b> .....	Not Evaluated
<b>Warrant 6 - Coordinated Signal System</b> .....	Not Evaluated
<b>Warrant 7 - Crash Experience</b> .....	Not Evaluated
<b>Warrant 8 - Roadway Network</b> .....	Not Evaluated

# ANOKA COUNTY HIGHWAY

## PC-WARRANTS

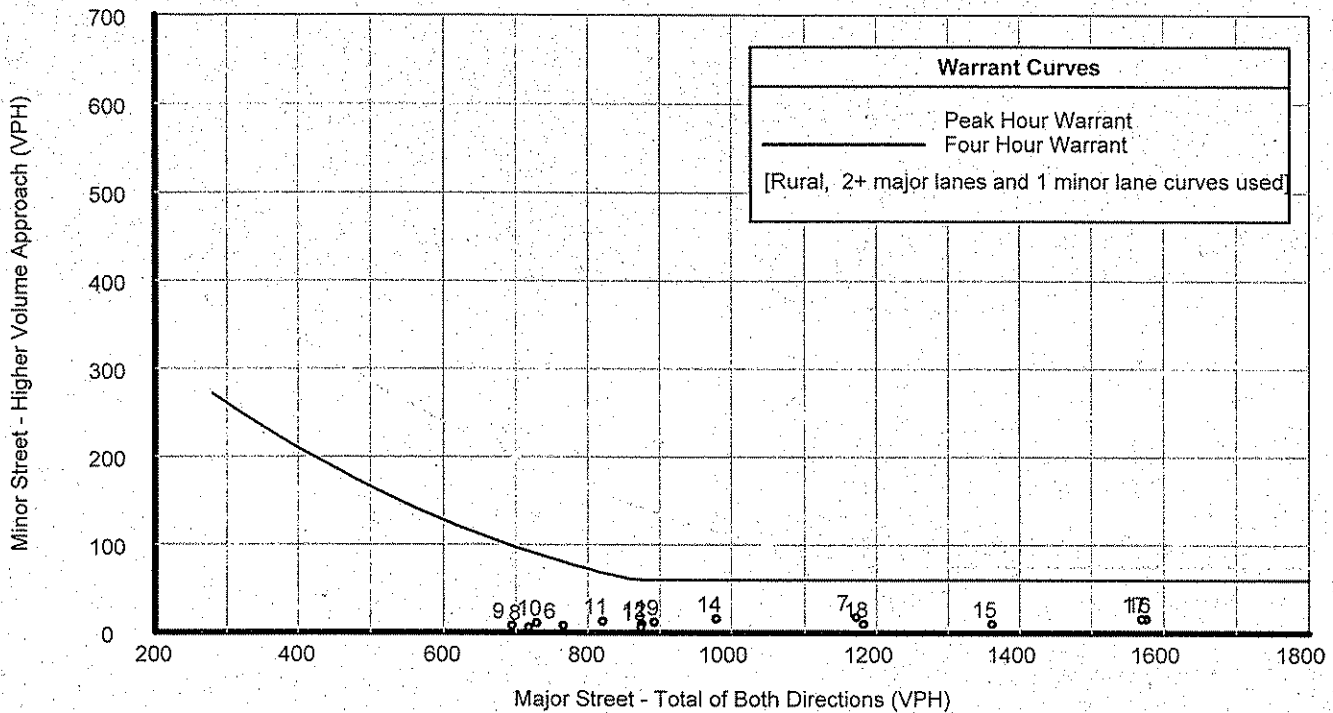
### TRAFFIC SIGNAL WARRANT ANALYSIS

Study Name : TMC0534

Study Date : 11/15/05

Page No. : 2

## Signal Warrants - Summary



### Analysis of 8-Hour Volume Warrants:

Hour Begin	Major Total	Higher Minor Vol	Dir	War-1A			War-1B			War-1A&B		
				Major Crit	Minor Crit	Meets?	Major Crit	Minor Crit	Meets?	Major Crit	Minor Crit	Meets?
00:00	0	0	EB	420-No	105-No	---	630-No	53-No	---	504-No	84-No	---
01:00	0	0	EB	420-No	105-No	---	630-No	53-No	---	504-No	84-No	---
02:00	0	0	EB	420-No	105-No	---	630-No	53-No	---	504-No	84-No	---
03:00	0	0	EB	420-No	105-No	---	630-No	53-No	---	504-No	84-No	---
04:00	0	0	EB	420-No	105-No	---	630-No	53-No	---	504-No	84-No	---
05:00	0	0	EB	420-No	105-No	---	630-No	53-No	---	504-No	84-No	---
06:00	766	8	EB	420-Yes	105-No	Major	630-Yes	53-No	Major	504-Yes	84-No	Major
07:00	1,172	18	EB	420-Yes	105-No	Major	630-Yes	53-No	Major	504-Yes	84-No	Major
08:00	718	6	EB	420-Yes	105-No	Major	630-Yes	53-No	Major	504-Yes	84-No	Major
09:00	695	8	EB	420-Yes	105-No	Major	630-Yes	53-No	Major	504-Yes	84-No	Major
10:00	729	11	EB	420-Yes	105-No	Major	630-Yes	53-No	Major	504-Yes	84-No	Major
11:00	821	13	EB	420-Yes	105-No	Major	630-Yes	53-No	Major	504-Yes	84-No	Major
12:00	875	10	EB	420-Yes	105-No	Major	630-Yes	53-No	Major	504-Yes	84-No	Major
13:00	874	6	EB	420-Yes	105-No	Major	630-Yes	53-No	Major	504-Yes	84-No	Major
14:00	979	16	EB	420-Yes	105-No	Major	630-Yes	53-No	Major	504-Yes	84-No	Major
15:00	1,361	10	EB	420-Yes	105-No	Major	630-Yes	53-No	Major	504-Yes	84-No	Major
16:00	1,576	16	EB	420-Yes	105-No	Major	630-Yes	53-No	Major	504-Yes	84-No	Major
17:00	1,570	16	EB	420-Yes	105-No	Major	630-Yes	53-No	Major	504-Yes	84-No	Major
18:00	1,182	10	EB	420-Yes	105-No	Major	630-Yes	53-No	Major	504-Yes	84-No	Major
19:00	892	12	EB	420-Yes	105-No	Major	630-Yes	53-No	Major	504-Yes	84-No	Major
20:00	0	0	EB	420-No	105-No	---	630-No	53-No	---	504-No	84-No	---
21:00	0	0	EB	420-No	105-No	---	630-No	53-No	---	504-No	84-No	---
22:00	0	0	EB	420-No	105-No	---	630-No	53-No	---	504-No	84-No	---
23:00	0	0	EB	420-No	105-No	---	630-No	53-No	---	504-No	84-No	---

**ANOKA COUNTY HIGHWAY  
PC-WARRANTS  
TRAFFIC SIGNAL WARRANT ANALYSIS**

Study Name : TMC0534  
Study Date : 11/15/05

**Multi-Way Stop Warrant Report**

**Major Street Approaches**

**Northbound: CSAH 51**

Total Approach Volume: 6,829

Approach Speed: 45

**Southbound: CSAH 51**

Total Approach Volume: 7,381

Approach Speed: 45

**Minor Street Approaches**

**Eastbound: South Apt. Access**

Total Approach Volume: 160

**Westbound: 92nd Ave**

Total Approach Volume: 86

**Warrant Summary**

**Criteria A - Interim Measure** ..... Not Evaluated  
If traffic signals are justified, stop signs can be installed as an interim measure.

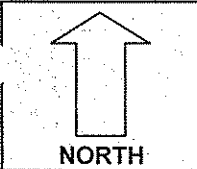
**Criteria B - Crash Experience** ..... Not Evaluated

**Criteria C - Minimum Volumes and Delays** ..... Not Satisfied  
Delay data not evaluated  
Required volumes reached for 0 hours, 8 are needed

**Criteria D - 80% of Volumes, Delays, and Crashes** ..... Not Evaluated  
Delay data not evaluated  
Required volumes reached for 0 hours, 8 are needed

**Analysis of 8-Hour Volume Warrants:**

Time	Major Total	Minor Total	Crit C			Crit D		
			Major	Minor Crit	Meets?	Major Crit	Minor Crit	Meets?
00:00 - 01:00	0	0	210-No	140-No	No	240-No	160-No	No
01:00 - 02:00	0	0	210-No	140-No	No	240-No	160-No	No
02:00 - 03:00	0	0	210-No	140-No	No	240-No	160-No	No
03:00 - 04:00	0	0	210-No	140-No	No	240-No	160-No	No
04:00 - 05:00	0	0	210-No	140-No	No	240-No	160-No	No
05:00 - 06:00	0	0	210-No	140-No	No	240-No	160-No	No
06:00 - 07:00	766	12	210-Yes	140-No	Major	240-Yes	160-No	Major
07:00 - 08:00	1,172	24	210-Yes	140-No	Major	240-Yes	160-No	Major
08:00 - 09:00	718	12	210-Yes	140-No	Major	240-Yes	160-No	Major
09:00 - 10:00	695	10	210-Yes	140-No	Major	240-Yes	160-No	Major
10:00 - 11:00	729	17	210-Yes	140-No	Major	240-Yes	160-No	Major
11:00 - 12:00	821	20	210-Yes	140-No	Major	240-Yes	160-No	Major
12:00 - 13:00	875	17	210-Yes	140-No	Major	240-Yes	160-No	Major
13:00 - 14:00	874	11	210-Yes	140-No	Major	240-Yes	160-No	Major
14:00 - 15:00	979	20	210-Yes	140-No	Major	240-Yes	160-No	Major
15:00 - 16:00	1,361	20	210-Yes	140-No	Major	240-Yes	160-No	Major
16:00 - 17:00	1,576	20	210-Yes	140-No	Major	240-Yes	160-No	Major
17:00 - 18:00	1,570	25	210-Yes	140-No	Major	240-Yes	160-No	Major
18:00 - 19:00	1,182	16	210-Yes	140-No	Major	240-Yes	160-No	Major
19:00 - 20:00	892	22	210-Yes	140-No	Major	240-Yes	160-No	Major
20:00 - 21:00	0	0	210-No	140-No	No	240-No	160-No	No
21:00 - 22:00	0	0	210-No	140-No	No	240-No	160-No	No
22:00 - 23:00	0	0	210-No	140-No	No	240-No	160-No	No
23:00 - 00:00	0	0	210-No	140-No	No	240-No	160-No	No



COUNT LOCATION:

CSAH 51 (University Ave.) @ DATE: 10/13/2005

92nd Ave/ South Access Woodland Apts.

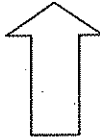
APP.#1= Apt. Access
APP.#2= CSAH 51
APP.#3= 92nd Ave
APP.#4= CSAH 51

APP. #2	APP. #3
APP. #1	APP. #4

HEAVY VEHICLE- ANY VEHICLE HAVING MORE THAN FOUR TIRES TOUCHING THE PAVEMENT  
 A. TRUCKS- A HEAVY VEHICLE INVOLVED PRIMARILY IN THE TRANSPORT OF GOODS OR IN THE DELIVERY OF A SERVICE.  
 B. RV- A HEAVY VEHICLE OPERATED BY A PRIVATE MOTORIST AND INVOLVED IN THE TRANSPORT OF RECREATIONAL EQUIPMENT OR FACILITIES.  
 C. BUSES- A HEAVY VEHICLE INVOLVED IN THE TRANSPORTATION OF GROUPS OF PEOPLE.

TIME	PEDESTRIANS					HEAVY VEHICLES		
	APP. #1	APP. #2	APP. #3	APP. #4	15 MIN TOT	TRUCKS	RV	BUS
6:00-6:15AM			1		1	4		4
6:15-6:30						2		
6:30-6:45			3		3	1		1
6:45-7:00			1		1	2		5
<b>HOURLY TOTAL</b>					<b>5</b>	<b>HOURLY TOTAL</b>		<b>19</b>
7:00-7:15						7		7
7:15-7:30	1				1	15	1	1
7:30-7:45						6		2
7:45-8:00						5		4
<b>HOURLY TOTAL</b>					<b>1</b>	<b>HOURLY TOTAL</b>		<b>48</b>
8:00-8:15						9		6
8:15-8:30	1				1	10		1
8:30-8:45	1				1	3		1
8:45-9:00	1				1	11		5
<b>HOURLY TOTAL</b>					<b>3</b>	<b>HOURLY TOTAL</b>		<b>46</b>
9:00-9:15						13		3
9:15-9:30	1				1	4		3
9:30-9:45						12		
9:45-10:00						6		2
<b>HOURLY TOTAL</b>					<b>1</b>	<b>HOURLY TOTAL</b>		<b>43</b>
10:00-10:15						12		2
10:15-10:30	1				1	15		
10:30-10:45						17	1	1
10:45-11:00	1				1	13		1
<b>HOURLY TOTAL</b>					<b>2</b>	<b>HOURLY TOTAL</b>		<b>62</b>
11:00-11:15						12		1
11:15-11:30						11		
11:30-11:45	1				1	11		
11:45-12:00						12		2
<b>HOURLY TOTAL</b>					<b>1</b>	<b>HOURLY TOTAL</b>		<b>49</b>
12:00-12:15						6		4
12:15-12:30			2		2	7		
12:30-12:45						4		3
12:45-1:00			1		1	6		1
<b>HOURLY TOTAL</b>					<b>3</b>	<b>HOURLY TOTAL</b>		<b>31</b>
1:00-1:15						6		1
1:15-1:30			1		1	5		
1:30-1:45						4		2
1:45-2:00			2	2	4	6		1
<b>HOURLY TOTAL</b>						<b>HOURLY TOTAL</b>		<b>25</b>
					<b>TOTAL</b>		<b>TOTAL</b>	<b>323</b>

1  
2  
3  
4  
5  
6  
7  
8  
9  
10  
11  
12  
13  
14  
15  
16  
17  
18  
19  
20  
21  
22  
23  
24  
25  
26  
27  
28  
29  
30  
31  
32



NORTH

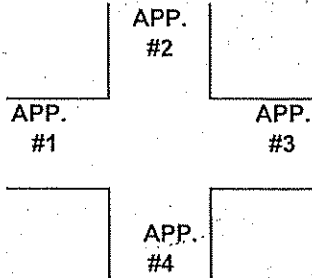
APP.#1= Apt. Access
APP.#2= CSAH 51
APP.#3= 92nd Ave
APP.#4= CSAH 51

COUNT LOCATION:

CSAH 51 (University Ave.) @ DATE:

10/17/2005

92nd Ave/ South Access Woodland Apts.



- HEAVY VEHICLE- ANY VEHICLE HAVING MORE THAN FOUR TIRES TOUCHING THE PAVEMENT
- A. TRUCKS- A HEAVY VEHICLE INVOLVED PRIMARILY IN THE TRANSPORT OF GOODS OR IN THE DELIVERY OF A SERVICE.
  - B. RV- A HEAVY VEHICLE OPERATED BY A PRIVATE MOTORIST AND INVOLVED IN THE TRANSPORT OF RECREATIONAL EQUIPMENT OR FACILITIES.
  - C. BUSES- A HEAVY VEHICLE INVOLVED IN THE TRANSPORTATION OF GROUPS OF PEOPLE.

TIME	PEDESTRIANS					HEAVY VEHICLES		
	APP. #1	APP. #2	APP. #3	APP. #4	15 MIN TOT	TRUCKS	RV	BUS
2:00-2:15PM						6		1
2:15-2:30			1		1	4		1
2:30-2:45			1		1	6		2
2:45-3:00			1		1	10		9
<b>HOURLY TOTAL</b>					<b>3</b>	<b>HOURLY TOTAL</b>		<b>39</b>
3:00-3:15						5		1
3:15-3:30			1		1	6		
3:30-3:45						4		3
3:45-4:00			1		1	4		3
<b>HOURLY TOTAL</b>					<b>2</b>	<b>HOURLY TOTAL</b>		<b>26</b>
4:00-4:15			1		1	7		6
4:15-4:30						3		3
4:30-4:45						1		
4:45-5:00			3		3	3		2
<b>HOURLY TOTAL</b>					<b>4</b>	<b>HOURLY TOTAL</b>		<b>25</b>
5:00-5:15			2		2	4		3
5:15-5:30			2		2	2		4
5:30-5:45			2		2	3		
5:45-6:00			1		1	1		3
<b>HOURLY TOTAL</b>					<b>7</b>	<b>HOURLY TOTAL</b>		<b>20</b>
6:00-6:15						4		1
6:15-6:30						5		1
6:30-6:45			2		2	2		
6:45-7:00			2		2	1		2
<b>HOURLY TOTAL</b>					<b>4</b>	<b>HOURLY TOTAL</b>		<b>16</b>
7:00-7:15								1
7:15-7:30			1		1	3		
7:30-7:45						2		
7:45-8:00								
<b>HOURLY TOTAL</b>					<b>1</b>	<b>HOURLY TOTAL</b>		<b>6</b>
<b>TOTAL</b>					<b>37</b>	<b>TOTAL</b>		<b>455</b>

1  
2  
3  
4  
5  
6  
7  
8  
9  
10  
11  
12  
13  
14  
15  
16  
17  
18  
19  
20  
21  
22  
23  
24