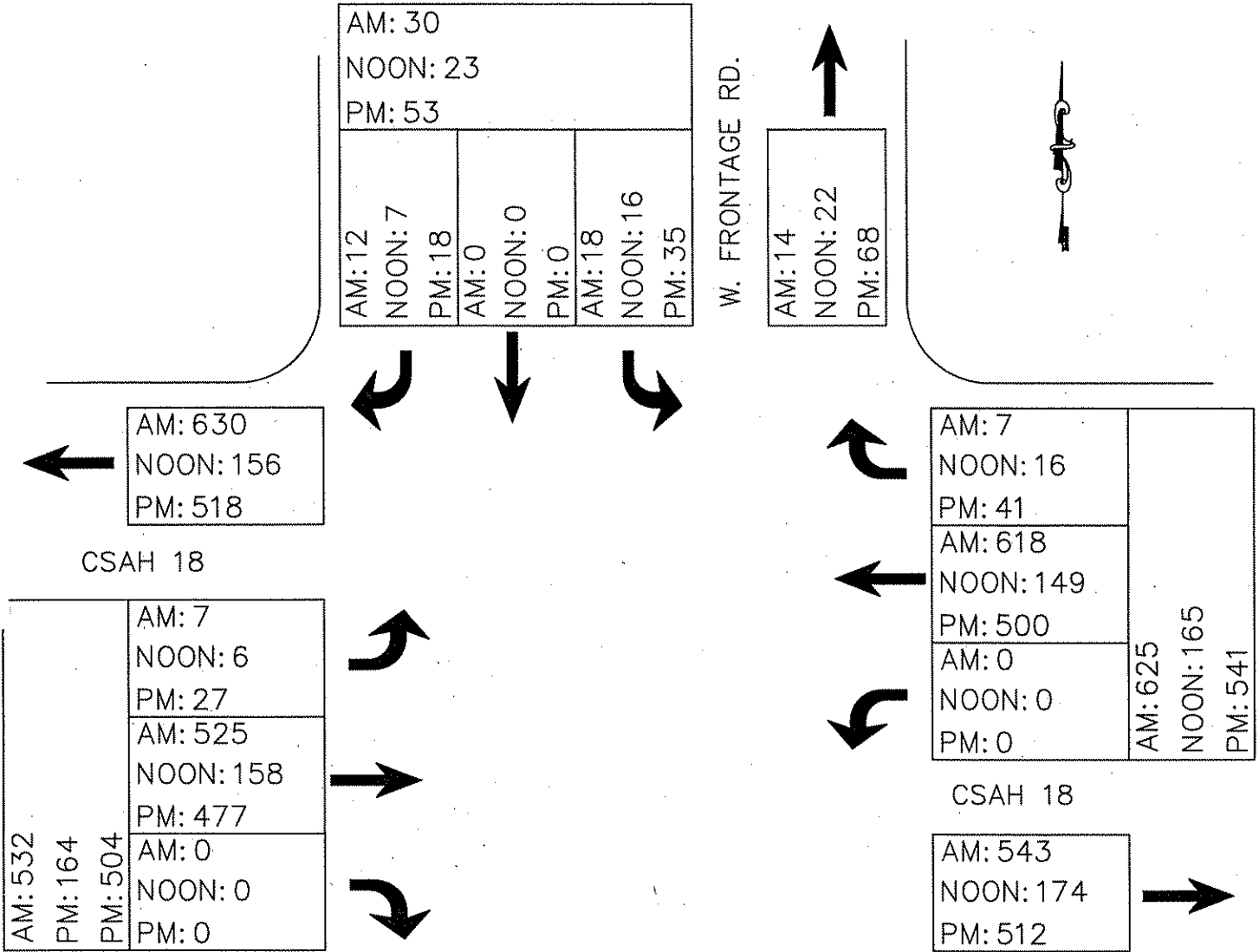


ANOKA COUNTY HIGHWAY DEPARTMENT PEAK AM/NOON/PM TURNING MOVEMENT DIAGRAM

Location: C. S. A. H. 18 (CROSSTOWN BLVD.) @ WEST FRONTAGE RD.



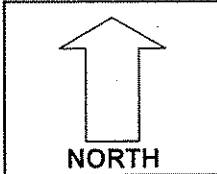
Anoka County Highway Department
 Traffic Engineering
 Traffic Volume and Turning Movement Stud

File Name : TMC0544
 Site Code : 05440101
 Start Date : 11/14/2005
 Page No : 1

Weather: Cloudy and Cool
 Counter: DB-400
 Counted by: Josie/Terri

Groups Printed- Unshifted.

Start Time	West Frontage Rd. Southbound					CSAH 18 Westbound					None Northbound					CSAH 18 Eastbound					Exclu. Total	Inclu. Total	Int. Total	
	Left	Thru	Right	Heavy	App. Total	Left	Thru	Right	Heavy	App. Total	Left	Thru	Right	Heavy	App. Total	Left	Thru	Right	Heavy	App. Total				
Factor	1.0	1.0	1.0	1.0		1.0	1.0	1.0	1.0		1.0	1.0	1.0	1.0		1.0	1.0	1.0	1.0					
06:00	0	0	0	0	0	0	47	0	1	47	0	0	0	0	0	0	0	24	0	1	24	2	71	73
06:15	0	0	1	0	1	0	42	0	0	42	0	0	0	0	0	0	0	32	0	1	32	1	75	76
06:30	2	0	0	0	2	0	60	0	5	60	0	0	0	0	0	0	0	51	0	4	51	9	113	122
06:45	2	0	2	1	4	0	60	0	5	60	0	0	0	0	0	0	0	64	0	0	64	6	128	134
Total	4	0	3	1	7	0	209	0	11	209	0	0	0	0	0	0	0	171	0	6	171	18	387	405
07:00	2	0	0	0	2	0	52	0	5	52	0	0	0	0	0	0	0	47	0	4	47	9	101	110
07:15	1	0	3	0	4	0	64	1	2	65	0	0	0	0	0	0	0	48	0	2	48	4	117	121
07:30	3	0	1	1	4	0	66	2	5	68	0	0	0	0	0	0	0	43	0	1	43	7	115	122
07:45	2	0	1	0	3	0	57	0	2	57	0	0	0	0	0	0	2	44	0	2	46	4	106	110
Total	8	0	5	1	13	0	239	3	14	242	0	0	0	0	0	0	2	182	0	9	184	24	439	463
08:00	1	0	2	0	3	0	39	0	6	39	0	0	0	0	0	0	1	45	0	6	46	12	88	100
08:15	1	0	1	2	2	0	40	3	4	43	0	0	0	0	0	0	0	37	0	7	37	13	82	95
08:30	2	0	0	1	2	0	54	1	2	55	0	0	0	0	0	0	1	52	0	5	53	8	110	118
08:45	2	0	1	1	3	0	37	0	4	37	0	0	0	0	0	0	3	38	0	4	41	9	81	90
Total	6	0	4	4	10	0	170	4	16	174	0	0	0	0	0	0	5	172	0	22	177	42	361	403
*** break ***																								
12:00	3	0	1	1	4	0	38	4	2	42	0	0	0	0	0	0	2	53	0	2	55	5	101	106
12:15	3	0	0	0	3	0	35	2	3	37	0	0	0	0	0	0	2	45	0	4	47	7	87	94
12:30	2	0	4	0	6	0	39	8	7	47	0	0	0	0	0	0	2	36	0	2	38	9	91	100
12:45	8	0	2	3	10	0	37	2	4	39	0	0	0	0	0	0	0	24	0	1	24	8	73	81
Total	16	0	7	4	23	0	149	16	16	165	0	0	0	0	0	0	6	158	0	9	164	29	352	381
ik ***																								
16:00	4	0	5	1	9	0	63	5	5	68	0	0	0	0	0	0	4	62	0	2	66	8	143	151
16:15	3	0	1	0	4	0	59	7	3	66	0	0	0	0	0	0	2	74	0	5	76	8	146	154
16:30	5	0	0	0	5	0	69	5	5	74	0	0	0	0	0	0	3	64	0	1	67	6	146	152
16:45	2	0	4	1	6	0	77	9	2	86	0	0	0	0	0	0	5	63	0	2	68	5	160	165
Total	14	0	10	2	24	0	268	26	15	294	0	0	0	0	0	0	14	263	0	10	277	27	595	622
17:00	4	0	3	0	7	0	63	4	1	67	0	0	0	0	0	0	4	58	0	4	62	5	136	141
17:15	2	0	2	0	4	0	61	3	1	64	0	0	0	0	0	0	6	64	0	0	70	1	138	139
17:30	7	0	2	0	9	0	66	5	2	71	0	0	0	0	0	0	3	59	0	1	62	3	142	145
17:45	8	0	1	0	9	0	42	3	0	45	0	0	0	0	0	0	0	33	0	0	33	0	87	87
Total	21	0	8	0	29	0	232	15	4	247	0	0	0	0	0	0	13	214	0	5	227	9	503	512
Grand Total	69	0	37	12	106	0	1267	64	76	1331	0	0	0	0	0	0	40	1160	0	61	1200	149	2637	2786
Approch %	65.1	0.0	34.9			0.0	95.2	4.8			0.0	0.0	0.0				3.3	96.7	0.0					
Total %	2.6	0.0	1.4		4.0	0.0	48.0	2.4		50.5	0.0	0.0	0.0		0.0	1.5	44.0	0.0		45.5	5.3	94.7		



COUNT LOCATION:

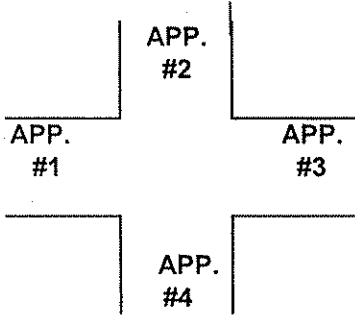
CSAH 18 (Crosstown Blvd.) @

DATE:

11/14/2005

West Frontage Rd.

APP. #1 = CSAH 18
APP. #2 = None
APP. #3 = CSAH 18
APP. #4 = W. Frontage Rd.



- HEAVY VEHICLE- ANY VEHICLE HAVING MORE THAN FOUR TIRES TOUCHING THE PAVEMENT
- A. TRUCKS- A HEAVY VEHICLE INVOLVED PRIMARILY IN THE TRANSPORT OF GOODS OR IN THE DELIVERY OF A SERVICE.
 - B. RV- A HEAVY VEHICLE OPERATED BY A PRIVATE MOTORIST AND INVOLVED IN THE TRANSPORT OF RECREATIONAL EQUIPMENT OR FACILITIES.
 - C. BUSES- A HEAVY VEHICLE INVOLVED IN THE TRANSPORTATION OF GROUPS OF PEOPLE.

TIME	PEDESTRIANS					HEAVY VEHICLES		
	APP. #1	APP. #2	APP. #3	APP. #4	15 MIN TOT	TRUCKS	RV	BUS
6:00-6:15AM						1		1
6:15-6:30						1		
6:30-6:45						5		4
6:45-7:00						3		3
HOURLY TOTAL						HOURLY TOTAL		18
7:00-7:15						8		1
7:15-7:30						3		1
7:30-7:45						5		2
7:45-8:00						2		2
HOURLY TOTAL						HOURLY TOTAL		24
8:00-8:15						12		
8:15-8:30						12		1
8:30-8:45						8		
8:45-9:00						6		3
HOURLY TOTAL						HOURLY TOTAL		42
					TOTAL		TOTAL	84

12:00-12:15						5		
12:15-12:30						6		1
12:30-12:45						9		
12:45-1:00						8		
HOURLY TOTAL						HOURLY TOTAL		29
					TOTAL		TOTAL	29

4:00-4:15						6		2
4:15-4:30						6		2
4:30-4:45				1	1	2		4
4:45-5:00						4		1
HOURLY TOTAL					1	HOURLY TOTAL		27
5:00-5:15						5		
5:15-5:30						1		
5:30-5:45						3		
5:45-6:00								
HOURLY TOTAL						HOURLY TOTAL		9
					TOTAL		TOTAL	36