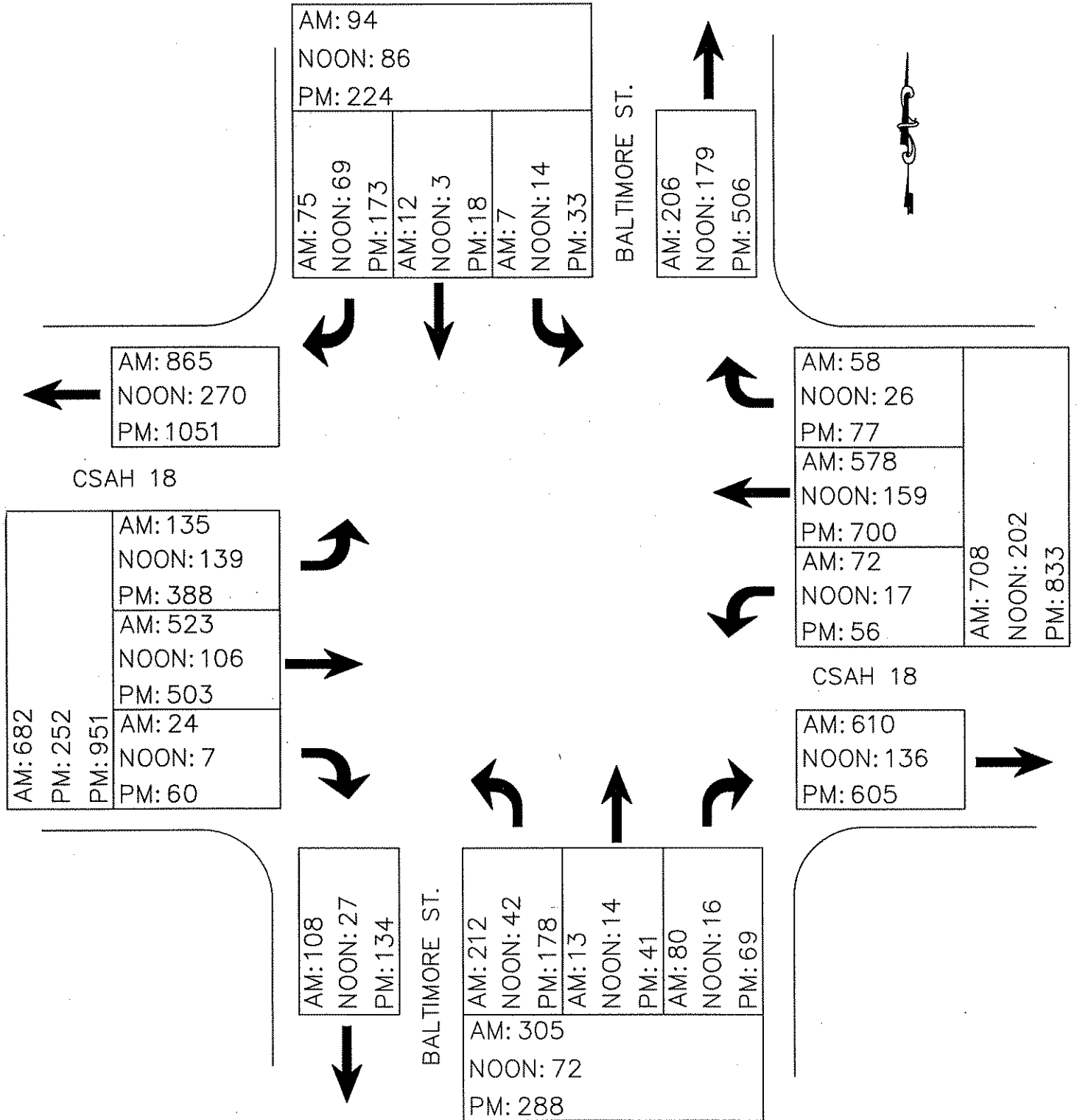


# ANOKA COUNTY HIGHWAY DEPARTMENT

## PEAK AM/NOON/PM TURNING MOVEMENT DIAGRAM

Location: C. S. A. H. 18 (CROSSTOWN BLVD.) @ BALTIMORE ST.



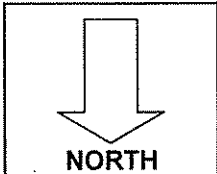
Anoka County Highway Department  
Traffic Engineering  
Traffic Volume and Turning Movement Stud

File Name : TMC0547  
Site Code : 05470101  
Start Date : 12/06/2005  
Page No : 1

Weather: Cloudy and Cold  
Counter: DB-400  
Counted by: Josie/Terri

Groups Printed- Unshifted

Start Time	Baltimore St. Southbound					CSAH 18 Westbound					Baltimore St. Northbound					CSAH 18 Eastbound					Exclu. Total	Inclu. Total	Int. Total					
	Left	Thru	Right	Heavy	App. Total	Left	Thru	Right	Heavy	App. Total	Left	Thru	Right	Heavy	App. Total	Left	Thru	Right	Heavy	App. Total								
Factor	1.0	1.0	1.0	1.0		1.0	1.0	1.0	1.0		1.0	1.0	1.0	1.0		1.0	1.0	1.0	1.0		1.0	1.0	1.0	1.0				
06:00	0	0	2	0	2	4	38	3	0	45	12	1	3	0	16	6	32	2	1	40	1	103				1	103	104
06:15	2	2	8	0	12	4	43	4	0	51	23	2	7	1	32	8	45	2	3	55	4	150				4	150	154
06:30	1	1	8	1	10	5	40	2	2	47	24	0	8	0	32	10	47	2	3	59	6	148				6	148	154
06:45	1	1	2	0	4	9	58	5	1	72	23	1	7	2	31	11	50	5	1	66	4	173				4	173	177
Total	4	4	20	1	28	22	179	14	3	215	82	4	25	3	111	35	174	11	8	220	15	574				15	574	589
07:00	0	0	10	0	10	7	65	4	3	76	16	0	8	2	24	12	48	2	4	62	9	172				9	172	181
07:15	0	1	3	0	4	6	74	5	3	85	21	1	6	1	28	5	50	2	2	57	6	174				6	174	180
07:30	0	0	4	1	4	5	62	1	4	68	10	1	11	1	22	11	66	2	3	79	9	173				9	173	182
07:45	1	0	9	2	10	10	58	9	2	77	14	1	9	5	24	19	59	2	9	80	18	191				18	191	209
Total	1	1	26	3	28	28	259	19	12	306	61	3	34	9	98	47	223	8	18	278	42	710				42	710	752
08:00	1	2	6	0	9	6	27	3	1	36	15	3	5	1	23	15	29	1	1	45	3	113				3	113	116
08:15	0	1	10	1	11	4	37	5	4	46	18	1	8	0	27	12	31	1	4	44	9	128				9	128	137
08:30	1	2	7	1	10	9	41	6	1	56	17	2	3	1	22	15	30	2	4	47	7	135				7	135	142
08:45	0	2	6	0	8	3	35	11	4	49	19	0	5	0	24	11	36	1	4	48	8	129				8	129	137
Total	2	7	29	2	38	22	140	25	10	187	69	6	21	2	96	53	126	5	13	184	27	505				27	505	532
*** break ***																												
12:00	5	1	15	0	21	7	48	5	4	60	12	3	4	0	19	42	30	3	1	75	5	175				5	175	180
12:15	3	0	20	1	23	4	35	5	2	44	16	3	4	1	23	29	25	2	4	56	8	146				8	146	154
12:30	2	0	16	0	18	3	37	7	6	47	8	5	0	0	13	30	19	0	3	49	9	127				9	127	136
12:45	4	2	18	3	24	3	39	9	1	51	6	3	8	0	17	38	32	2	2	72	6	164				6	164	170
Total	14	3	69	4	86	17	159	26	13	202	42	14	16	1	72	139	106	7	10	252	28	612				28	612	640
*** break ***																												
16:00	3	2	14	1	19	11	103	5	7	119	20	2	9	1	31	56	58	12	4	126	13	295				13	295	308
16:15	3	2	22	1	27	2	89	9	4	100	17	4	6	1	27	50	75	14	2	139	8	293				8	293	301
16:30	3	4	25	0	32	7	102	14	5	123	24	3	14	1	41	44	70	13	2	127	8	323				8	323	331
16:45	4	2	20	0	26	5	80	9	3	94	28	2	7	2	37	47	64	7	6	118	11	275				11	275	286
Total	13	10	81	2	104	25	374	37	19	436	89	11	36	5	136	197	267	46	14	510	40	1186				40	1186	1226
17:00	1	3	22	0	26	8	91	8	5	107	25	6	11	1	42	44	59	3	0	106	6	281				6	281	287
17:15	6	1	27	0	34	7	81	12	3	100	22	7	11	1	40	50	63	4	1	117	5	291				5	291	296
17:30	4	2	14	0	20	9	77	17	4	103	19	7	3	0	29	46	67	2	3	115	7	267				7	267	274
17:45	9	2	29	2	40	7	77	3	1	87	23	10	8	4	41	51	47	5	0	103	7	271				7	271	278
Total	20	8	92	2	120	31	326	40	13	397	89	30	33	6	152	191	236	14	4	441	25	1110				25	1110	1135
Grand Total	54	33	317	14	404	145	1437	161	70	1743	432	68	165	26	665	662	1132	91	67	1885	177	4697				177	4697	4874
Apprch %	13.4	8.2	78.5			8.3	82.4	9.2			65.0	10.2	24.8			35.1	60.1	4.8										
Total %	1.1	0.7	6.7		8.6	3.1	30.6	3.4		37.1	9.2	1.4	3.5		14.2	14.1	24.1	1.9		40.1	3.6	96.4				3.6	96.4	



**COUNT LOCATION:**

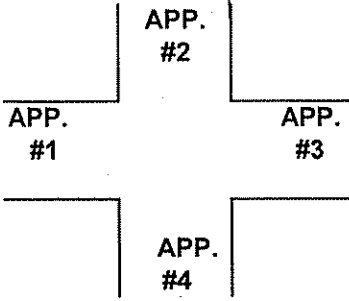
CSAH 18 (Crosstown Blvd.) @

**DATE:**

12/06/2005

Baltimore St.

APP. #1 = CSAH 18
APP. #2 = Baltimore St.
APP. #3 = CSAH 18
APP. #4 = Baltimore St.



- HEAVY VEHICLE- ANY VEHICLE HAVING MORE THAN FOUR TIRES TOUCHING THE PAVEMENT
- A. TRUCKS- A HEAVY VEHICLE INVOLVED PRIMARILY IN THE TRANSPORT OF GOODS OR IN THE DELIVERY OF A SERVICE.
  - B. RV- A HEAVY VEHICLE OPERATED BY A PRIVATE MOTORIST AND INVOLVED IN THE TRANSPORT OF RECREATIONAL EQUIPMENT OR FACILITIES.
  - C. BUSES- A HEAVY VEHICLE INVOLVED IN THE TRANSPORTATION OF GROUPS OF PEOPLE.

TIME	PEDESTRIANS					HEAVY VEHICLES		
	APP. #1	APP. #2	APP. #3	APP. #4	15 MIN TOT	TRUCKS	RV	BUS
6:00-6:15AM						1		
6:15-6:30						2		3
6:30-6:45						4		2
6:45-7:00						4		
<b>HOURLY TOTAL</b>						<b>HOURLY TOTAL</b>		<b>16</b>
7:00-7:15						8		1
7:15-7:30						5		2
7:30-7:45						9		
7:45-8:00						14		4
<b>HOURLY TOTAL</b>						<b>HOURLY TOTAL</b>		<b>43</b>
8:00-8:15						2		1
8:15-8:30						8		1
8:30-8:45						5		2
8:45-9:00						7		1
<b>HOURLY TOTAL</b>						<b>HOURLY TOTAL</b>		<b>27</b>
					<b>TOTAL</b>		<b>TOTAL</b>	<b>86</b>

12:00-12:15						5		
12:15-12:30						9		
12:30-12:45						9		
12:45-1:00						4		2
<b>HOURLY TOTAL</b>						<b>HOURLY TOTAL</b>		<b>29</b>
					<b>TOTAL</b>		<b>TOTAL</b>	<b>29</b>

4:00-4:15						8		5
4:15-4:30						9		
4:30-4:45						4		4
4:45-5:00						11		
<b>HOURLY TOTAL</b>						<b>HOURLY TOTAL</b>		<b>41</b>
5:00-5:15						6		
5:15-5:30						4		1
5:30-5:45						7		1
5:45-6:00						6		
<b>HOURLY TOTAL</b>						<b>HOURLY TOTAL</b>		<b>25</b>
					<b>TOTAL</b>		<b>TOTAL</b>	<b>66</b>